VESSEL®

GENERAL CATALOGUE
2013-2014

http://www.vessel.co.jp/english/

Hand Tools

Human beings created "tools that were useful," and these tools have greatly contributed to the development of civilization. Tools that fit easily into the hand and are a pleasure to use bring out the very best of one's abilities. Whether using simple, everyday tools or tools to improve and enhance productivity, we live in an age that demands "functionality that fits in the hand." In cultivating a tradition of technology for more than 90 years, VESSEL has always sought to create the most suitable, useful, and efficient tools possible, challenging the very limits of human engineering.

005/007	005/007	007		006			007	MEGADORA Screwdrivers
009~011	009~011							Cushon Grip Screwdrivers
013~016	013~016		015	016		016	016	Plastic Grip Screwdrivers
018	018		018					Wooden Handle Screwdrivers
020~022	020~022	020/022	020/022	020				Precision Screwdrivers
024~025	024~025	024~025		024				Ratchet Screwdrivers
027~028	027~028		027					Electric Detection Screwdrivers & Impact Drivers
031~032	031~032	030~031		030/032				Hex Key Wrenches Offset Screwdrivers
035		035		034~035	034~035			Torque Drivers

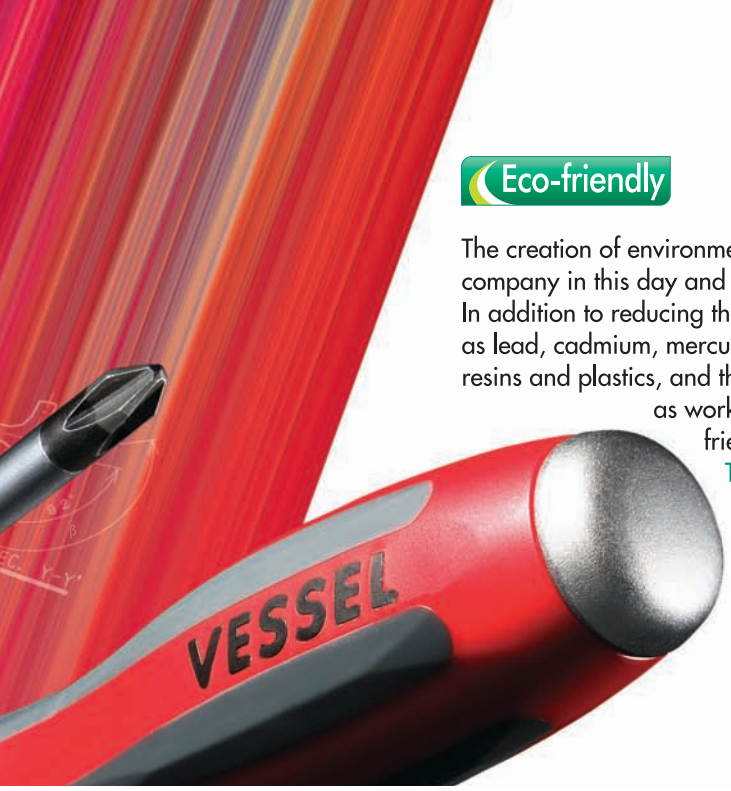

Eco-friendly

The creation of environmentally-friendly products is a natural, yet serious mission for any company in this day and age.
In addition to reducing the hazardous materials specified under the RoHS directive, such as lead, cadmium, mercury, VESSEL is promoting measures such as the use of recycled resins and plastics, and the reduction of waste during the manufacturing process, as well as working on the development and improvement of environmentally-friendly products.

The VESSEL products marked in the catalog with the "Eco-friendly" mark have cleared both the RoHS directive standards and VESSEL's environmental standards.
We are working daily on improving our products, and invite inquiries concerning any products which do not yet have the "Eco-friendly" mark displayed in the catalog.

CONTENTS

004

008

012

017

019

023

026

029

033

Hammers 036



Wire Strippers & Electric Cable Knifes 038



Pre-Carded Products 042

About ISO

ISO 9001

All manufacturing divisions have begun the process of earning certification under the ISO 9000 series of quality management system standards.

ISO 14001

We obtained ISO 14001 in July 2010.
VESSEL will further strive to offer eco-friendly products, aiming at minimizing the environmental burden as a manufacturing group.

MEGADORA Series

Equipped with a flat-surface grip and cushions on the corners of the hexagonal cross section.
The inner core is a triple-layered construction using recycled resin, designed with recycling in mind.

MEGADORA IMPACTA Patent Pending

Our proprietary Tang-thru nut incorporates cam rotation mechanism, which turns the driving tip counter-clockwise by 12 degrees when the handle is hit with a hammer.
IMPACTA leverages impact acceleration to remove stuck screws.

Knurled shank for fast turning.
The corners of the hexagonal cross-section are molded with elastomer or a soft fit and high torque transmission.

Non-Slip

Three of the grip surfaces have a non-slip finish that cannot be created through simple resin construction.

No. 980 MEGADORA IMPACTA Patent Pending

MG Magnetized Eco-friendly

- Tang-Thru nut with cam rotation mechanism.
- Non-slip surface secures a firm grip even when your hands are covered with oil.
- Fully hardened chrome vanadium steel shank.
- High precision black point tip.

Size		mm	mm	mm	mm	Inner Ctn.	Outer Ctn.
⊕ 2 ×100	⊕ No.2	100	6.4	34	213	6	60
⊕ 2 ×150	⊕ No.2	150	6.4	34	263	6	60
⊕ 3 ×150	⊕ No.3	150	8.0	36	278	6	60

No. 900 MEGADORA Standard Screwdriver Extra Long Type Patented

JAWSFIT®

MG Magnetized Eco-friendly

- Junk (turning) grip minimizes shaking originating in the long shank, to ensure stable tightening.
- Fully hardened chrome vanadium steel.

Size	mm	mm	mm	mm	mm	mm	Inner Ctn.	Outer Ctn.
⊖ 6 ×400	6.0	0.9	400	6.4	34	510	6	60
⊕ 2 ×400	⊕ No.2		400	6.4	34	510	6	60

No. 900 MEGADORA Standard Screwdriver Patented

JAWSFIT®

MG Magnetized Eco-friendly

- Philips JAWSFIT tip that grips the screw and doesn't cause CAM-OUT.
- A knurled shank keeps hands from slipping in fast turning.
- Fully hardened chrome vanadium steel.

Size	mm	mm	mm	mm	mm	mm	Inner Ctn.	Outer Ctn.
⊖ 5.5× 75	5.5	0.8	75	5.5	34	185	6	60
⊖ 6 ×100	6.0	0.9	100	6.4	34	210	6	60
⊖ 6 ×150	6.0	0.9	150	6.4	34	260	6	60
⊖ 8 ×150	8.0	1.1	150	8.0	36	275	6	60
⊕ 1 × 75	⊕ No.1		75	5.5	30	175	6	60
⊕ 2 ×100	⊕ No.2		100	6.4	34	210	6	60
⊕ 2 ×150	⊕ No.2		150	6.4	34	260	6	60
⊕ 3 ×150	⊕ No.3		150	8.0	36	275	6	60

No. 910 MEGADORA Thin Shank Screwdriver Patented



MG Magnetized Eco-friendly

- Precision type with 4 mm or smaller diameter shank.
- High precision black point tip.

Size	mm	mm	mm	mm	mm	mm	Inner Ctn.	Outer Ctn.
⊖ 3 × 75	3.0	0.4	75	3.0	21	153	12	120
⊖ 3 ×100	3.0	0.4	100	3.0	21	178	12	120
⊖ 4 × 75	4.0	0.5	75	4.0	21	153	12	120
⊖ 4 ×100	4.0	0.5	100	4.0	21	178	12	120
⊖ 4 ×150	4.0	0.5	150	4.0	21	228	12	120
⊖ 4 ×200	4.0	0.5	200	4.0	21	278	12	120
⊕ 00× 75	⊕ No.00		75	3.0	21	153	12	120
⊕ 0 × 75	⊕ No. 0		75	3.0	21	153	12	120
⊕ 0 ×100	⊕ No. 0		100	3.0	21	178	12	120
⊕ 1 × 75	⊕ No. 1		75	4.0	21	153	12	120
⊕ 1 ×100	⊕ No. 1		100	4.0	21	178	12	120

No. 920 MEGADORA Stubby Screwdriver

JAWSFIT®

MG Magnetized Eco-friendly

- 25 mm-long shank. Ideal for working in cramped places.

Size	mm	mm	mm	mm	mm	mm	Inner Ctn.	Outer Ctn.
⊖ 6×25	6.4	0.9	25	6.4	36	75	6	60
⊕ 1×25	⊕ No.1		25	6.4	36	75	6	60
⊕ 2×25	⊕ No.2		25	6.4	36	75	6	60

No. 930 MEGADORA Tang-Thru Screwdriver Patented

JAWSFIT®

MG Magnetized Eco-friendly

- Philips JAWSFIT tip that grips the screw and doesn't cause CAM-OUT.
- Tang-Thru shank with large end cap. ●Fully hardened chrome vanadium steel.

Size	mm	mm	mm	mm	mm	mm	mm	Inner Ctn.	Outer Ctn.
⊖ 5.5× 75	5.5	0.8	75	5.5	30	175	8	6	60
⊖ 6 ×100	6.0	0.9	100	6.4	34	213	10	6	60
⊖ 6 ×150	6.0	0.9	150	6.4	34	263	10	6	60
⊖ 8 ×150	8.0	1.1	150	8.0	36	278	12	6	60
⊕ 1 × 75	⊕ No.1		75	5.5	30	176	8	6	60
⊕ 2 ×100	⊕ No.2		100	6.4	34	213	10	6	60
⊕ 2 ×150	⊕ No.2		150	6.4	34	263	10	6	60
⊕ 3 ×150	⊕ No.3		150	8.0	36	278	12	6	60

MEGADORA Tang-Thru Screwdriver Short Type

⊖ 6 × 38	6.0	0.9	38	6.4	34	151	—	6	60
⊕ 2 × 38	⊕ No.2		38	6.4	34	151	10	6	60

MEGADORA Series

No. 970 MEGADORA Clip Remover Patented



Eco-friendly

- Available with large or small tip.
- Suited for many clips used with automobiles.
- Fully hardened chrome vanadium steel.
- Optimally angled for working in cramped places.

Size	12 / 7	mm	mm	mm	mm	Inner Ctn.	Outer Ctn.
CR×120	12mm / 7mm	120	7.0	34	230	6	60

No. 970 MEGADORA Chisel-Type Screwdriver Patented

Eco-friendly

- Made of high grade chisel steel.
- Tang-Thru shank with large end cap.
- For spot welding stripping, deburring, and tile and brick chipping.
- Metal end cap for hammering.

Size	mm	mm	mm	mm	mm	mm	Inner Ctn.	Outer Ctn.
7 ×100	7.0	1.5	100	7	34	213	6	60
9.5×120	9.5	1.7	120	9.5	36	248	6	60

No. 970 MEGADORA Clip Remover Long type Patented



Eco-friendly

- Available with large or small tip.
- Suited for many clips used with automobiles.
- Fully hardened chrome vanadium steel.
- Can fit into tiny openings (7mm). Reduces damage to clips and materials.

Size	12 / 7	mm	mm	mm	mm	Inner Ctn.	Outer Ctn.
CR×300	12mm / 7mm	300	7.0	34	352	6	60

No. 944TX 8-Piece MEGADORA FOD TORX Screwdriver Set Patented

- Applicable for Automotive after market.

Package content	Tray size	Inner Ctn.	Outer Ctn.
No.940TX: T20H×120, T25H×120 T30H×120, T40H×120	280×135×35mm	1	20

MEGADORA EU Spec. Screwdriver

No. 902E/901E MEGADORA EU Spec. Standard Screwdriver



MG Magnetized Eco-friendly

●High precision black point tip.
●Fully hardened chrome vanadium steel. ●ISO standard tip.

Model No.	mm	mm	mm	mm	mm	mm	Outer Ctn.
902E 0.4×2.5× 50	2.5	0.4	50	3.0	21	128	360
902E 0.5×3× 75	3.0	0.5	75	3.0	21	153	360
902E 0.5×3×100	3.0	0.5	100	3.0	21	178	300
902E 0.5×3×150	3.0	0.5	100	3.0	21	228	240
902E 0.6×3.5× 75	3.5	0.6	75	3.5	21	153	360
902E 0.6×3.5×100	3.5	0.6	100	3.5	21	178	300
902E 0.8×4×100	4.0	0.8	100	4.0	21	178	300
902E 0.8×4×150	4.0	0.8	150	4.0	21	228	240
902E 1×5.5×100	5.5	1.0	100	5.5	30	200	90
902E 1×5.5×150	5.5	1.0	150	5.5	30	250	60
902E 1×5.5×200	5.5	1.0	200	5.5	30	300	60
902E 1.2×6.5×200	6.5	1.2	200	6.4	34	310	60
902E 1.2×6.5×250	6.5	1.2	250	6.4	34	360	60
901E 1×5.5×100	5.5	1.0	100	5.5	30	200	90
901E 1.2×6.5×150	6.5	1.2	150	6.4	34	260	60
901E 1.2×8×150	8.0	1.2	150	8.0	36	275	60
901E 1.2×8×200	8.0	1.2	200	8.0	36	325	60
901E 1.6×10×250	10.0	1.6	250	9.0	36	375	60
901E 1.2×6.5×400	6.5	1.2	400	6.4	32	510	60

No. 920E MEGADORA EU Spec. Stubby Screwdriver

MG Magnetized Eco-friendly

●30 mm-long shank. Ideal for working in cramped places.

Model No.	mm	mm	mm	mm	mm	mm	Outer Ctn.
920E 1.2×6.5×30	6.5	1.2	30	6.4	36	80	216
920E P1×30	⊕ No.1		30	6.4	36	80	216
920E P2×30	⊕ No.2		30	6.4	36	80	216

No. 935ISP 5-Piece MEGADORA EU Spec. Screwdriver Set

Model No.	Set content	Package size (mm)	Inner Ctn.
935ISP	No.931E: ⊖1×5.5×100, ⊖1.2×6.5×150 No.930E: ⊕1× 75, ⊕2×100, ⊕3×150	300×170×45	10

No. 910E/900E MEGADORA EU Spec. Standard Screwdriver

MG Magnetized Eco-friendly

●High precision black point tip.
●Fully hardened chrome vanadium steel.

Model No.		mm	mm	mm	mm	Outer Ctn.
910E P0× 75	⊕ No.0	75	4.0	21	153	360
900E P1× 75	⊕ No.1	75	5.5	30	175	120
900E P2×100	⊕ No.2	100	6.4	34	210	90
900E P3×150	⊕ No.3	150	8.0	36	275	60

No. 903E MEGADORA EU Spec. POZIDRIV Screwdriver

MG Magnetized Eco-friendly

●High precision black point tip.
●Fully hardened chrome vanadium steel.

Model No.		mm	mm	mm	mm	Outer Ctn.
903E PZD0× 75	PZ No.0	75	4.0	21	153	360
903E PZD1× 75	PZ No.1	75	5.5	30	175	120
903E PZD2×100	PZ No.2	100	6.4	34	210	90
903E PZD3×150	PZ No.3	150	8.0	36	275	60

No. 905E MEGADORA EU Spec. HEX. Screwdriver

MG Magnetized Eco-friendly

●High precision black point tip.
●Fully hardened chrome vanadium steel.

Model No.	mm	mm	mm	mm	mm	mm	Outer Ctn.
905E A/F3×100	3	100	4.0	21	178	360
905E A/F4×100	4	100	5.5	30	200	120
905E A/F5×125	5	125	6.4	34	235	60
905E A/F6×125	6	125	7.0	34	235	60
905E A/F8×150	8	150	9.2	36	275	60

No. 931E/930E/933E MEGADORA EU Spec. Tang-Thru Screwdriver

MG Magnetized Eco-friendly

●High precision black point tip.
●Tang-Thru shank with large end cap. ●Fully hardened chrome vanadium steel.

Model No.	mm	mm	mm	mm	mm	mm	Outer Ctn.
931E ⊖2×12×250	12	2	250	9.0	36	378	60
930E P1× 75	⊕ No.1		75	5.5	30	175	120
930E P2×100	⊕ No.2		100	6.4	34	213	90
930E P3×150	⊕ No.3		150	8.0	36	278	60
933E PZD1× 75	PZ No.1		75	5.5	30	176	120
933E PZD2×100	PZ No.2		100	6.4	34	213	90
933E PZD3×150	PZ No.3		150	8.0	36	278	60

Cushion Grip Screwdrivers

The grip of VESSEL Cushion Grip Screwdrivers provides
a soft and comfortable grip while it quarantees efficient torque transmission.

Cushion Grip Screwdriver

The streamlined design makes it easy
to insert it into screwdriver holders.

Highly elastic cushion grip.
Fits the palm of the hand. No slipping.
Transmits high torque to the tip.

No. 700 Super Cushion Screwdriver Patented



MG Magnetized Eco-friendly

- "Super Cushion" grip fits your hand perfectly.
- High toughness shank made of fully hardened chrome vanadium steel.
- Black chrome plating.

Size	mm	mm	mm	mm	mm	mm	Inner Ctn.	Outer Ctn.
⊖5.5 × 75	5.5	0.8	75	5.5	29	182	6	120
⊖6 ×100	6.0	0.9	100	6.4	32	215	6	120
⊖6 ×150	6.0	0.9	150	6.4	32	265	6	120
⊖8 ×150	8.0	1.1	150	8.0	34	275	6	120
⊕1 × 75	⊕No.1		75	5.5	29	182	6	120
⊕2 ×100	⊕No.2		100	6.4	32	215	6	120
⊕2 ×150	⊕No.2		150	6.4	32	265	6	120
⊕3 ×150	⊕No.3		150	8.0	34	275	6	120

No. 720 Super Cushion Screwdriver (Stubby Type) Patented

MG Magnetized Eco-friendly

- "Super Cushion" grip fits your hand perfectly.
- High toughness shank made of fully hardened chrome vanadium steel.
- Black chrome plating. ●Ideal for working in cramped places.

Size	mm	mm	mm	mm	mm	mm	Inner Ctn.	Outer Ctn.
⊖6× 15	6.0	0.9	15	6.0	35	68	6	120
⊕1× 15	⊕No.1		15	6.0	35	68	6	120
⊕2× 15	⊕No.2		15	6.0	35	68	6	120

No. 730 Super Cushion Tang-Thru Screwdriver Patented

MG Magnetized Eco-friendly

- "Super Cushion" grip fits your hand perfectly.
- Tang-thru type features a star-shaped end cap for hammering.
- High toughness shank made of fully hardened chrome vanadium steel.
- Black chrome plating.

Size	mm	mm	mm	mm	mm	mm	Inner Ctn.	Outer Ctn.
⊖5.5 × 75	5.5	0.8	75	5.5	29	182	6	120
⊖6 ×100	6.0	0.9	100	6.4	32	215	6	120
⊖6 ×150	6.0	0.9	150	6.4	32	265	6	120
⊖8 ×150	8.0	1.1	150	8.0	34	276	6	60
⊕1 × 75	⊕No.1		75	5.5	29	182	6	120
⊕2 ×100	⊕No.2		100	6.4	32	215	6	120
⊕2 ×150	⊕No.2		150	6.4	32	265	6	120
⊕3 ×150	⊕No.3		150	8.0	34	276	6	60

No. 610 Cushion Grip Screwdriver (Thin Shank Type)

Eco-friendly

- Thin shank screwdriver. Ideal for screw tightening in precision fields.
- Hand-friendly cushion grip. Color-coded for ⊕ ⊖.
- Fully hardened chrome vanadium steel. ●High precision black point tip.

Size	mm	mm	mm	mm	mm	mm	Inner Ctn.	Outer Ctn.
⊖ 4 × 50	4.0	0.5	50	4.0	20.5	137	12	120
⊖ 4 × 75	4.0	0.5	75	4.0	20.5	162	12	120
⊖ 4 ×100	4.0	0.5	100	4.0	20.5	187	12	120
⊖ 4 ×125	4.0	0.5	125	4.0	20.5	212	12	120
⊖ 4 ×150	4.0	0.5	150	4.0	20.5	237	12	120
⊖ 4 ×200	4.0	0.5	200	4.0	20.5	287	12	120
⊕ 00× 75	⊕ No.00		75	4.0	20.5	162	12	120
⊕ 00×100	⊕ No.00		100	4.0	20.5	187	12	120
⊕ 0 × 75	⊕ No. 0		75	4.0	20.5	162	12	120
⊕ 0 ×100	⊕ No. 0		100	4.0	20.5	187	12	120
⊕ 1 × 75	⊕ No. 1		75	4.0	20.5	162	12	120
⊕ 1 ×100	⊕ No. 1		100	4.0	20.5	187	12	120
⊕ 1 ×150	⊕ No. 1		150	4.0	20.5	237	12	120

No. 660 Cushion Grip Screwdriver (Stubby Type)



MG Magnetized

- Fully hardened chrome vanadium steel.
- With reversible blade (⊖5, ⊕2).

Grip Dia. (mm)	Overall Length with tip (mm)	Reversible blade Ends	Reversible blade Length mm	Inner Ctn.	Outer Ctn.
35	78	⊖ 5/ ⊕ 2	60	10	60

Cushion Grip Screwdrivers

No. 220 Ball-Grip Screwdriver

MG Magnetized Eco-friendly

●Transmits ample tightening force to screw. ●Cushion grip color-coded by ⊕ ⊖.
●Fully hardened chrome vanadium steel. ●High precision black point tip.

Size	mm	mm	mm	mm	mm	mm	Inner Ctn.	Outer Ctn.
⊖ 5.5× 75	5.5	0.8	75	5.5	32	156	6	60
⊖ 5.5×100	5.5	0.8	100	5.5	32	181	6	60
⊖ 5.5×150	5.5	0.8	150	5.5	32	231	6	60
⊖ 6 ×100	6.0	0.9	100	6.4	41	200	6	60
⊖ 6 ×150	6.0	0.9	150	6.4	41	250	6	60
⊖ 6 ×200	6.0	0.9	200	6.4	41	300	6	60
⊕ 1 × 75	⊕ No.1		75	5.5	32	156	6	60
⊕ 1 ×100	⊕ No.1		100	5.5	32	181	6	60
⊕ 1 ×150	⊕ No.1		150	5.5	32	231	6	60
⊕ 2 ×100	⊕ No.2		100	6.4	41	200	6	60
⊕ 2 ×150	⊕ No.2		150	6.4	41	250	6	60
⊕ 2 ×200	⊕ No.2		200	6.4	41	300	6	60

No. 230 Ball-Grip Tang-Thru Screwdriver

MG Magnetized Eco-friendly

●Tang-Thru shank with star end cap.
●Transmits ample tightening force to screw.
●Cushion grip color-coded by ⊕ ⊖.
●High precision black point tip.
●Fully hardened chrome vanadium steel.

Size	mm	mm	mm	mm	mm	mm	Inner Ctn.	Outer Ctn.
⊖ 5.5× 75	5.5	0.8	75	5.5	32	156	6	60
⊖ 6 ×100	6.0	0.9	100	6.4	41	200	6	60
⊖ 6 ×150	6.0	0.9	150	6.4	41	250	6	60
⊕ 1 × 75	⊕ No.1		75	5.5	32	156	6	60
⊕ 2 ×100	⊕ No.2		100	6.4	41	200	6	60
⊕ 2 ×150	⊕ No.2		150	6.4	41	250	6	60

No. 600F Free-Turning Cushion Grip Screwdriver (Screwdriver only) Patented



MG Magnetized Eco-friendly

●Free-turning hanger enables fast turning.
●Elastomer resin for an excellent fit whichever way held in the hand.

Size	mm	mm	mm	mm	mm	mm	Inner Ctn.	Outer Ctn.
⊖ 6 ×100	6.0	0.9	100	6.4	32	215	6	60
⊖ 6 ×150	6.0	0.9	150	6.4	32	265	6	60
⊕ 2 ×100	⊕ No.2		100	6.4	32	215	6	60
⊕ 2 ×150	⊕ No.2		150	6.4	32	265	6	60

No. 220F Free-Turning Ball Grip Screwdriver (Screwdriver only) Patented

MG Magnetized Eco-friendly

●Free-turning hanger enables fast turning.
●Elastomer resin for an excellent fit whichever way held in the hand.

Size	mm	mm	mm	mm	mm	mm	Inner Ctn.	Outer Ctn.
⊖ 6 ×100	6.0	0.9	100	6.4	41	200	6	60
⊖ 6 ×150	6.0	0.9	150	6.4	41	250	6	60
⊕ 2 ×100	⊕ No.2		100	6.4	41	200	6	60
⊕ 2 ×150	⊕ No.2		150	6.4	41	250	6	60

No. 600FW Free-Turning Cushion Grip Screwdriver (With cord) Patented



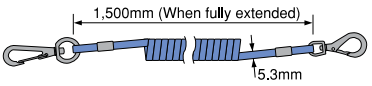

MG Magnetized

●Lightweight holder is designed for safety with a stopper to prevent dropping.
●Philips JAWSFIT tip grips the screw.
●Slotted tip is cut straight to keep it from being stuck.

Size	mm	mm	mm	mm	mm	mm	Inner Ctn.
⊖ 6 ×150	6.0	0.9	150	6.4	32	265	10
⊕ 2 ×150	⊕ No.2		150	6.4	32	265	10

No. 600JF Cushion Grip Screwdriver (JAWSFIT type)

⊕ JAWSFIT®

MG Magnetized

●JAWSFIT tip that grips the screw and doesn't let go. ●Lightweight grip made of polyolefin resin. Elastomer resin for an excellent fit whichever way held in the hand. ●Fully hardened chrome vanadium steel.

Size	mm	mm	mm	mm	mm	Inner Ctn.	Outer Ctn.
⊕ 2 ×100	⊕ No.2	100	6.4	32	215	6	60
⊕ 2 ×150	⊕ No.2	150	6.4	32	265	6	60

No. 600JFH/600H Cushion Grip Screwdriver (With holder)

⊕ JAWSFIT®

⊖

MG Magnetized

- Lightweight holder is designed for safety† with a stopper to prevent dropping.
- Philips JAWSFIT tip grips the screw.
- Slotted tip is cut straight to keep it from being stuck.

Model No.	Size	Content 〈Each comes with screwdriver holder〉		Overall Length mm	Inner Ctn.	Outer Ctn.
600JFH	⊕ 2×150	No.600JF	⊕ 2×150	323	6	60
600H	⊖ 6×150	No.600	⊖ 6×150	323	6	60

No. 220JFH/220H Ball-Grip Screwdriver (With holder)

⊕ JAWSFIT®

⊖

MG Magnetized

- Lightweight holder is designed for safety† with a stopper to prevent dropping.
- Philips JAWSFIT tip grips the screw.
- Slotted tip is cut straight to keep it from being stuck.

Model No.	Size	Content 〈Each comes with screwdriver holder〉		Overall Length mm	Inner Ctn.	Outer Ctn.
220JFH	⊕ 2×100	No.220JF	⊕ 2×100	275	6	60
	⊕ 2×150	No.220JF	⊕ 2×150	325	6	60
220H	⊖ 6×100	No.220	⊖ 6×100	275	6	60
	⊖ 6×150	No.220	⊖ 6×150	325	6	60

No. 225 Ball-Grip Screwdriver (With covered shank)

⊕ ⊖

MG Magnetized Eco-friendly

- Resin-covered shank. ●Transmits ample tightening force to screw.
- Cushion grip is marked ⊕ ⊖ for quick identification.
- Fully hardened chrome vanadium steel.

Size	mm	mm	mm	mm	mm	a	b	c	Inner Ctn.	Outer Ctn.
⊖ 6×100	6.0	0.9	100	41	200	14	8	10	6	60
⊖ 6×150	6.0	0.9	150	41	250	14	8	10	6	60
⊕ 2×100	⊕ No.2		100	41	200	14	8	10	6	60
⊕ 2×150	⊕ No.2		150	41	250	14	8	10	6	60

⚠ Electric insulation is not guaranteed.
For safety purposes, shut off power before use.
The covered shaft protects against unexpected shorts.
Should it become scratched, damaged or deteriorated, do not use the screwdriver.

No. 265 "NEON" Screwdriver

Patented

⊕ ⊖



MG Magnetized Eco-friendly

- Glow-in-the-dark type.
- Fully hardened chrome vanadium steel. ●High precision black point tip.

Size	mm	mm	mm	mm	mm	mm	Inner Ctn.	Outer Ctn.
⊖ 6×100	6.0	0.9	100	6.4	40	186	6	60
⊖ 6×150	6.0	0.9	150	6.4	40	236	6	60
⊕ 2×100	⊕ No.2		100	6.4	40	186	6	60
⊕ 2×150	⊕ No.2		150	6.4	40	236	6	60

No. DH-2R/DH-2K Screwdriver holder (for 2 pieces)



NO. DH-2R

NO. DH-2K

- Made of high-quality genuine rawhide leather. Light and tough.
- The holder does not become bulky even when 2 pieces of screwdrivers are stored as they are inserted in different angles. ●With ⊕/ ⊖ indications.

Model No.	Color	Size	Package size	Inner Ctn.
No.DH-2R	Red	W60×L275×H55mm	W95×L370×H60mm	6
No.DH-2K	Black	W60×L275×H55mm	W95×L370×H60mm	6

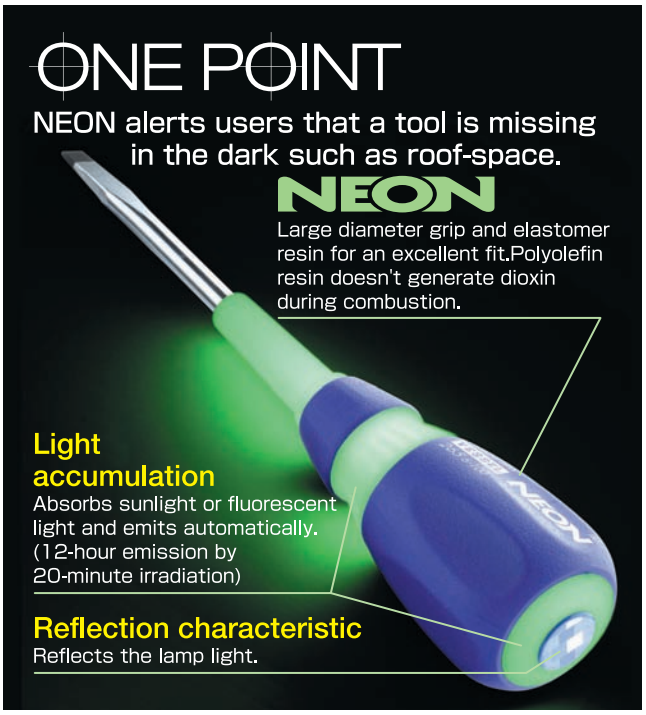

Prevent to forget the tool at site.

Injection Handle Screwdrivers

A plastic screwdriver series that enables efficient screw tightening without problems of over-tightening due to excessive torque.
A full lineup of shank sizes for those narrow, deeply recessed problem areas, with grip sizes to handle any screw diameter.

"CRYSTALINE" Screwdriver

An extruded warp-resistant, hexagonal cross section grip

By combining clear resin with colored resin we have created a colorful grip with a crystal sparkle.

A hexagonal cross-section accurately transmits torque to the screw.

ECO Eco-friendly product

An ecologically friendly grip made from plant-based ingredients

Cellulose acetate resin, used in many plastic screwdrivers, is once again in the spotlight as an ecologically friendly plant-based polyester resin. Cellulose acetate resin is an outstanding material that is resistant to oil, chemicals, and shock.

As the word cellulose implies, the grip is made from wood pulp and cotton. This resin grip is ecologically friendly with a low environment load, and does not upset the CO_2 balance when burned.

No. 6300 "CRYSTALINE" Screwdriver



MG Magnetized Eco-friendly

●Bright quartz "CRYSTALINE" handle. Marked for ⊕⊖.
●Fully hardened chrome vanadium steel.

Size	mm	mm	mm	mm	mm	mm	Inner Ctn.	Outer Ctn.
⊖ 4.5× 50	4.5	0.6	50	5.0	22.0	138	12	240
⊖ 5.5× 75	5.5	0.8	75	5.5	22.0	163	12	240
⊖ 6 ×100	6.0	0.9	100	6.0	25.0	198	12	240
⊖ 8 ×150	8.0	1.1	150	8.0	28.5	263	12	120
⊖ 9 ×200	9.0	1.2	200	9.0	30.0	320	6	60
⊖ 10 ×250	10.0	1.2	250	9.0	30.0	370	6	60
⊖ 10 ×300	10.0	1.2	300	9.0	30.0	420	6	60
⊕ 1 × 75	⊕ No.1		75	5.0	22.0	163	12	240
⊕ 2 ×100	⊕ No.2		100	6.0	25.0	198	12	240
⊕ 3 ×150	⊕ No.3		150	8.0	28.5	263	12	120
⊕ 4 ×200	⊕ No.4		200	9.0	30.0	320	6	60

No. 6100 "CRYSTALINE" Screwdriver (Thin Shank Type)

MG Magnetized Eco-friendly

●Bright quartz "CRYSTALINE" handle. Marked for ⊕⊖.
●Thin shank screwdriver. Ideal for working in cramped places.
●Fully hardened chrome vanadium steel.

Size	mm	mm	mm	mm	mm	mm	Inner Ctn.	Outer Ctn.
⊖ 4 × 50	4.0	0.45	50	4	16	123	12	240
⊖ 4 × 75	4.0	0.45	75	4	16	148	12	240
⊖ 4 ×100	4.0	0.45	100	4	16	173	12	240
⊖ 4 ×150	4.0	0.45	150	4	16	223	12	120
⊖ 4 ×200	4.0	0.45	200	4	16	273	12	120
⊕ 00× 75	⊕ No.00		75	4	16	148	12	240
⊕ 0 × 75	⊕ No. 0		75	4	16	148	12	240
⊕ 0 ×100	⊕ No. 0		100	4	16	173	12	240
⊕ 0 ×150	⊕ No. 0		150	4	16	223	12	120
⊕ 0 ×200	⊕ No. 0		200	4	16	273	12	120
⊕ 1 × 75	⊕ No. 1		75	4	16	148	12	240
⊕ 1 ×100	⊕ No. 1		100	4	16	173	12	240
⊕ 1 ×150	⊕ No. 1		150	4	16	223	12	120
⊕ 1 ×200	⊕ No. 1		200	4	16	273	12	120
⊕ 2 ×200	⊕ No. 2		200	4	16	273	12	120
⊕ 2 ×250	⊕ No. 2		250	4	16	323	12	120

No. 6300 "CRYSTALINE" Screwdriver (Long Shank Type)



MG Magnetized Eco-friendly

●Bright quartz "CRYSTALINE" handle. Marked for ⊕⊖. ●Long shank for hard-to-reach fasteners. ●Fully hardened chrome vanadium steel.

Size	mm	mm	mm	mm	mm	mm	Inner Ctn.	Outer Ctn.
⊖ 5×150	5.0	0.7	150	4.8	25	248	12	120
⊖ 5×200	5.0	0.7	200	4.8	25	298	12	120
⊖ 5×250	5.0	0.7	250	4.8	25	348	12	120
⊕ 1×150	⊕ No.1		150	4.8	25	248	12	120
⊕ 1×200	⊕ No.1		200	4.8	25	298	12	120
⊕ 1×250	⊕ No.1		250	4.8	25	348	12	120
⊕ 2×150	⊕ No.2		150	6.0	25	248	12	120
⊕ 2×200	⊕ No.2		200	6.0	25	298	12	120
⊕ 2×250	⊕ No.2		250	6.0	25	348	12	120

No. 6200 "CRYSTALINE" Screwdriver (Stubby Type)



MG Magnetized Eco-friendly

●Bright quartz "CRYSTALINE" handle. Marked for ⊕⊖.
●Ideal for working in cramped places. ●Fully hardened chrome vanadium steel.

Size	mm	mm	mm	mm	mm	mm	Inner Ctn.	Outer Ctn.
⊖ 6×38	6.0	0.9	38	6	28.5	86	12	240
⊕ 1×38	⊕ No.1		38	6	28.5	86	12	240
⊕ 2×38	⊕ No.2		38	6	28.5	86	12	240

No. 6900 "CRYSTALINE" Screwdriver (Precision Type)

MG Magnetized Eco-friendly

●Bright quartz "CRYSTALINE" handle. Marked for ⊕⊖.
●For intense precision work. ●Handle butt is recessed to allow pressing with fingertips. ●Fully hardened chrome vanadium steel.

Size	mm	mm	mm	mm	mm	mm	Inner Ctn.	Outer Ctn.
⊖ 2.5× 50	2.5	0.35	50	3	14	100	24	240
⊖ 2.5× 75	2.5	0.35	75	3	14	125	24	240
⊖ 2.5×100	2.5	0.35	100	3	14	150	24	240
⊕ 0 × 75	⊕ No.0		75	3	14	125	24	240

No. 6200W-62 "CRYSTALINE" Screwdriver (Stubby Type)

MG Magnetized Eco-friendly

●Colorful crystaline handle.
●With reversible blade (⊖6, ⊕2).
●Ideal for working in cramped places.

mm	mm (with tip)	Reversible blades	Outer Ctn.
28.5	78	⊖ 6/ ⊕ 2 Length 70 mm	10

Injection Handle Screwdrivers

No. 6250 Mini Stubby Screwdriver

(Product code for barcode labeled type is No. B-6250.)



Eco-friendly

●Handy screwdriver for small tightening jobs.
●Ideal for working in very cramped places.

Size	mm	mm	mm	mm	mm	mm	Inner Ctn.	Outer Ctn.
⊖ 5 × 15	5.0	0.6	15	5	24	34	12	120
⊕ 2 × 15	⊕ No.2		15	5	24	34	12	120

Min. q' ty for barcode labeled type: 60 pcs.

No. 2100 Pair Line Interchangeable Screwdriver

●For a wide range of applications from DIY to precision assembly work.
●The interchangeable blades of most frequently used sizes.
●Handy vinyl† pouch.

mm	mm (with tip)	Set content: Slotted	Set content: Philips	Inner Ctn.	Outer Ctn.
25	188	⊖4×125, ⊖6×125	⊕1×125, ⊕2×125	10	40

No. 6603 Long Square Shank Screwdriver



MG Magnetized Eco-friendly

●450 mm-long square shank. ●Fully hardened toughened steel.
●Double-grip handle for two-fisted turning. Effective with high strength tightening.
●For fastening screws of sanitary appliances, etc.

Size	mm	mm	mm	mm	mm	mm	mm	Outer Ctn.
⊖ 9 ×450	9.0	1.2	450	8	160	28.5	610	6
⊕ 2 ×450	⊕ No.2		450	6	160	28.5	610	6
⊕ 3 ×450	⊕ No.3		450	8	160	28.5	610	6

No. 1300 Plastic Grip Screwdriver



Eco-friendly

●Widely-used standard model. ●Clear candy-colored plastic handle.

Size	mm	mm	mm	mm	mm	mm	Inner Ctn.	Outer Ctn.
⊖ 5.5× 75	5.5	0.8	75	5	20	154	12	240
⊖ 6 ×100	6.0	0.9	100	6	23	191	12	240
⊖ 8 ×150	8.0	1.1	150	7	26	251	12	—
⊕ 1 × 75	⊕ No.1		75	5	20	154	12	240
⊕ 2 ×100	⊕ No.2		100	6	23	191	12	240
⊕ 3 ×150	⊕ No.3		150	7	26	251	12	—

No. 6603A 3 PC. Set of Long Square Shank Screwdrivers

MG Magnetized Eco-friendly

●3-piece set in vinyl package.

mm	mm	mm	Set content: Slotted	Set content: Philips	Outer Ctn.
28.5	160	610	⊖9×450	⊕2×450, ⊕3×450	10

No. 1000 Plastic Handle Screwdriver (Thin Shank Type)

(Product code for barcode labeled type is No. B-1000.)



Eco-friendly

- Widely-used standard model.
- Thin shank screwdriver. Ideal for working in cramped place.
- Clear candy-colored plastic handle.

Size	mm	mm	mm	mm	mm	mm	Inner Ctn.	Outer Ctn.
⊖ 4 × 50	4.0	0.45	50	4	15.3	124	12	240
⊖ 4 × 75	4.0	0.45	75	4	15.3	149	12	240
⊖ 4 ×100	4.0	0.45	100	4	15.3	174	12	240
⊖ 4 ×150	4.0	0.45	150	4	15.3	224	12	120
⊖ 4 ×200	4.0	0.45	200	4	15.3	274	12	120
⊕ 00× 75	⊕ No.00		75	3	15.3	149	12	240
⊕ 0 × 75	⊕ No. 0		75	4	15.3	149	12	240
⊕ 1 × 75	⊕ No. 1		75	4	15.3	149	12	240

Min. q' ty for barcode labeled type: 60 pcs.

No. 4500 Power Grip Screwdriver

MG Magnetized

- Plastic handle and Tang-Thru shank stand up to heavy-duty work.
- Hexagon bolster for wrench gripping.
- Fully hardened chrome vanadium steel.

Size	mm	mm	mm	mm	mm	mm	mm	Inner Ctn.	Outer Ctn.
⊖ 5.5× 75	5.5	0.8	75	5.8	28.0	172	8	6	240
⊖ 6 ×100	6.0	0.9	100	6.4	31.8	204	10	6	120
⊖ 8 ×150	8.0	1.1	150	8.0	35.6	265	12	6	120
⊖ 9 ×200	9.0	1.2	200	9.0	37.0	320	12	6	60
⊕ 1 × 75	⊕ No.1		75	5.8	28.0	172	8	6	240
⊕ 2 ×100	⊕ No.2		100	6.4	31.8	204	10	6	120
⊕ 3 ×150	⊕ No.3		150	8.0	35.6	265	12	6	120
⊕ 4 ×200	⊕ No.4		200	9.0	37.0	320	12	6	60

No. 1200 Plastic Handle Screwdriver (Stubby Type)



Eco-friendly

- Ideal for working in cramped places.
- Clear candy-colored plastic handle.

Size	mm	mm	mm	mm	mm	mm	Inner Ctn.	Outer Ctn.
⊖ 6 × 38	6.0	0.8	38	6.3	31.5	85	12	240
⊕ 1 × 38	⊕ No.1		38	6.3	31.5	85	12	240
⊕ 2 × 38	⊕ No.2		38	6.3	31.5	85	12	240

No. 4100 Power Socket Screwdriver



Eco-friendly

- For fastening and unfastening hexagon bolts and nuts.
- Socket size is printed on the grip end for easy identification.

Size	mm	mm	mm	mm	mm	mm	mm	Inner Ctn.	Outer Ctn.
A/F 5 ×115	5.0	8.0	18	115	5.0	28.0	212	6	60
5.5×115	5.5	9.0	18	115	5.0	28.0	212	6	60
6 ×115	6.0	9.0	18	115	5.5	28.0	212	6	60
7 ×125	7.0	10.0	18	125	5.5	28.0	222	6	60
8 ×125	8.0	12.0	20	125	5.5	31.8	229	6	60
9 ×125	9.0	12.7	20	125	6.3	31.8	229	6	60
10 ×125	10.0	15.0	20	125	7.0	35.6	240	6	60
11 ×125	11.0	15.0	20	125	7.0	35.6	240	6	60
12 ×150	12.0	17.0	20	150	8.0	35.6	265	6	60
13 ×150	13.0	19.0	20	150	8.0	35.6	265	6	60

No. 1900 Plastic Handle Screwdriver (Precision Type)

Eco-friendly

- For precision work.
- 50 screwdrivers per set.
- Bulk case packaged.

Size	mm	mm	mm	mm	mm	mm	Inner Ctn.
⊖ 2.5× 50	2.5	0.35	50	3	11	95	1
⊖ 2.5× 65	2.5	0.35	65	3	11	110	1
⊖ 2.5× 90	2.5	0.35	90	3	11	135	1
⊕ 0 × 65	⊕ No.0		65	3	11	110	1

No. 5700WP Water Faucet Screwdriver

Eco-friendly

- Its slot tip is 18mm wide.
- Compact and handy for narrow spaces.
- Handle color changes depending on viewing angle.
- Fully hardened chrome vanadium steel shank.
- For cleaning of strainer, maintenance of water faucet, adjustment of flow control valve and check valve.

mm	mm	mm	mm	mm	mm	Inner Ctn.
18	1.6	85	8	28.5	133	6

Injection Handle Screwdrivers

No. 5400TX Power Grip TORX Screwdriver

Eco-friendly

- Fully hardened chrome vanadium steel. Champaign Gold plating to maintain tip precision.
- Acetate resin ergonomic handle.
- For working with tamper-proof screws (T5 and T6 excluded).

Size	mm	mm	mm	mm	mm	Inner Ctn.	Outer Ctn.
T 5 × 80	1.37	80	2.5	17.0	155	12	60
T 6 × 80	1.65	80	2.5	17.0	155	12	60
T 7H× 80	1.97	80	2.5	17.0	155	12	60
T 8H× 80	2.3	80	3.0	17.0	155	12	60
T 9H× 80	2.48	80	3.0	17.0	155	12	60
T10H× 80	2.72	80	3.0	17.0	155	12	60
T15H× 80	3.26	80	3.5	28.0	177	6	60
T20H×120	3.84	120	4.0	28.0	217	6	60
T25H×120	4.4	120	5.0	31.8	224	6	60
T27H×120	4.96	120	5.0	31.8	224	6	60
T30H×120	5.49	120	6.0	35.6	235	6	60
T40H×120	6.6	120	7.0	35.6	235	6	60

※ TORX is a registered trademark of Acument TM Intellectual Properties, LLC (USA). VESSEL has a manufacturing license in Japan and selling same to the world.

No. TX-10 TORX Screwdriver Set

- Fully hardened chrome vanadium steel bits. Storage holder included. Works with tamper-proof screws.
- New type of bit holder that assuredly holds bits. Internal magnet for attracting screws.

Package content	Outer Ctn.
•6.35 mm bit: T10H, T15H, T20H, T25H, T27H, T30H, T40H, ⊕2, ⊕3, ⊖6 •Handle •Bit belt holder	10

No. 4200 SUPADRIV Screwdriver

MG Magnetized

- Fully hardened chrome vanadium steel. ●High precision black point tip.

Size		mm	mm	mm	mm	Inner Ctn.
SDV1× 75	SDV No.1	75	5	28	172	6
SDV2×100	SDV No.2	100	6	31	204	6
SDV3×150	SDV No.3	150	8	35	265	6

The basic shape is a cross recess of 4 equally-thick blades. The drive faces that the screwdriver contacts inside the recess are almost perpendicular, which raises drive efficiency and minimizes slipping. Further enhances the torque transfer and anti-CAM-OUT properties of the POZIDRIV to deliver a higher tightening effect.

●Various bits are available in addition to screwdrivers.

No. 4600 POZIDRIV Screwdriver

MG Magnetized

- Fully hardened chrome vanadium steel. ●High precision black point tip.

Size		mm	mm	mm	mm	Inner Ctn.
PZ1× 75	PZ No.1	75	5	28	172	6
PZ2×100	PZ No.2	100	6	31	204	6
PZ3×150	PZ No.3	150	8	35	265	6

Same as the SUPADRIV, the basic shape is a cross recess of 4 equally-thick blades. This prevents annoying CAM-OUT and transmits strong torque to the screw.

●Various bits are available in addition to screwdrivers.

※POZIDRIV and SUPADRIV are patented by and registered trademarks of EIS Corp. in the UK. Vessel is licensed by EIS Corp. to use the technology.

Wooden Handle Screwdrivers

The more they' re used, the more they fit comfortably in the hand.
These screwdrivers provide a feel that is unobtainable with plastic,
and which is appreciated by many of our professional users.

Powerful Tang-Thru Screwdriver

Furniture-quality grip…
These grips are one size larger than the usual, and have been given a furniture type finish for an especially high-quality feel.

Especially large, heavy-duty end cap.
An especially large end cap efficiently delivers the shock of the hammer blow.
When tapped with a hammer, and adjusting the force of the tapping to the condition of the material concerned, this screwdriver can be used effectively to loosen stripped or rusted screws.

Grip improves the longer the tool is used.
The basic round form is beveled with 6 flutes to efficiently transmit torque to the screw.

Our dedication to our tang-thru screwdrivers can be seen in the numerous end cap designs we' ve developed.

Wooden Handle Screwdrivers

No. 100 Powerful Tang-Thru Screwdriver



MG Magnetized

●Wooden handle and Tang-Thru shank with thick end cap.
●Fully hardened chrome vanadium steel. ●Black point tip.

Size	mm	mm	mm	mm	mm	mm	Inner Ctn.	Outer Ctn.
⊖ 5.5× 75	5.5	0.8	75	5.8	27	182	6	120
⊖ 6 ×100	6.0	0.9	100	6.4	30	223	6	120
⊖ 6 ×300	6.0	0.9	300	6.4	30	423	6	60
⊖ 8 ×150	8.0	1.1	150	8.0	34	294	6	120
⊕ 1 × 75	⊕ No.1		75	5.8	27	182	6	120
⊕ 2 ×100	⊕ No.2		100	6.4	30	223	6	120
⊕ 2 ×300	⊕ No.2		300	6.4	30	423	6	60
⊕ 3 ×150	⊕ No.3		150	8.0	34	294	6	120

No. 350 Wooden Handle Tang-Thru Screwdriver (Long Shank Type)

●Wooden Handle and Tang-Thru shank.
●Long shank for hard-to-reach fasteners. ●Red mark on handle butt.

Size	mm	mm	mm	mm	mm	mm	Inner Ctn.	Outer Ctn.
⊖ 6 ×200	6.0	0.9	200	6.3	28	320	12	120
⊖ 6 ×250	6.0	0.9	250	6.3	28	370	12	120
⊖ 6 ×300	6.0	0.9	300	6.3	28	420	12	120
⊕ 2 ×200	⊕ No.2		200	6.3	28	320	12	120
⊕ 2 ×250	⊕ No.2		250	6.3	28	370	12	120
⊕ 2 ×300	⊕ No.2		300	6.3	28	420	12	120

No. 350 Wooden Handle Tang-Thru Screwdriver



Eco-friendly

●Wooden handle and Tang-Thru shank with large end cap. ●Shot blasting tip.

Size	mm	mm	mm	mm	mm	mm	Inner Ctn.	Outer Ctn.
⊖ 4.5× 50	4.5	0.6	50	5.0	25	153	12	120
⊖ 5.5× 75	5.5	0.8	75	5.5	25	178	12	120
⊖ 6 ×100	6.0	0.9	100	6.3	28	218	12	240
⊖ 7 ×125	7.0	0.9	125	7.0	33	258	6	120
⊖ 8 ×150	8.0	1.1	150	8.0	33	283	6	120
⊖ 9 ×200	9.0	1.2	200	9.0	36	355	6	60
⊖ 10 ×250	10.0	1.2	250	9.0	36	405	6	60
⊖ 10 ×300	10.0	1.2	300	9.0	36	455	6	60
⊕ 0 × 75	⊕ No.0		75	5.0	25	178	12	120
⊕ 1 × 75	⊕ No.1		75	5.0	25	178	12	120
⊕ 2 ×100	⊕ No.2		100	6.3	28	218	12	240
⊕ 3 ×150	⊕ No.3		150	8.0	33	283	6	120
⊕ 4 ×200	⊕ No.4		200	9.0	36	355	6	60

No. 310 Wooden Handle standard Shank Screwdriver



Eco-friendly

●Widely-used standard wooden handle screwdriver.
●Mahogany colored handle. Easy-to-grip texture and shape. ●Shot blasting tip.

Size	mm	mm	mm	mm	mm	mm	Inner Ctn.	Outer Ctn.
⊖ 5.5× 75	5.5	0.8	75	5.5	25	181	12	120
⊖ 6 ×100	6.0	0.9	100	6.3	28	225	12	240
⊖ 8 ×150	8.0	1.1	150	8.0	33	292	6	120
⊕ 1 × 75	⊕ No.1		75	5.0	23	170	12	120
⊕ 2 ×100	⊕ No.2		100	6.3	28	225	12	240
⊕ 3 ×150	⊕ No.3		150	8.0	33	292	6	120

No. 110 Wooden Handle Socket Driver



Eco-friendly

●For fastening and unfastening hexagon bolts and nuts.
●Tip is made of specially treated steel to enhance wear resistance.
●Wide variations available.

Size	mm	mm	mm	mm	mm	mm	mm	Inner Ctn.	Outer Ctn.
A/ F 4 × 75	4.0	6.3	12	75	6.3	23	170	12	—
A/ F 5 ×115	5.0	8.0	18	115	5.0	23	210	12	120
A/ F 5.5×115	5.5	9.0	18	115	5.0	23	210	12	120
A/ F 6 ×115	6.0	9.0	18	115	5.5	25	220	12	240
A/ F 7 ×125	7.0	10.0	18	125	5.5	25	230	12	120
A/ F 8 ×125	8.0	12.0	20	125	5.5	25	230	12	120
A/ F 9 ×125	9.0	12.7	20	125	6.3	28	250	12	120
A/ F10 ×125	10.0	15.0	20	125	6.3	28	250	12	120
A/ F11 ×125	11.0	15.0	20	125	6.3	28	250	12	120
A/ F12 ×150	12.0	17.0	20	150	8.0	33	292	6	—
A/ F13 ×150	13.0	19.0	22	150	8.0	33	292	6	—
A/ F14 ×150	14.0	19.0	22	150	8.0	33	292	6	—
A/ F17 ×150	17.0	23.0	22	150	9.0	35	313	6	—

No. 30 "SPLIT" Handle Screwdriver

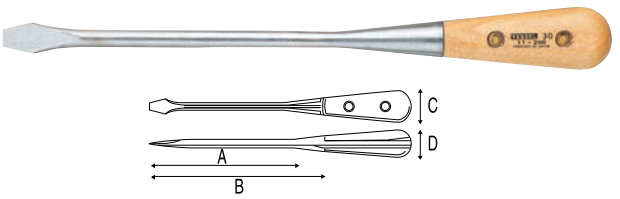

●Joined Tang-Thru shank and handle. Super strong type.
●Defense Agency Standard-compliant product.

Size	mm	mm	mm	A mm	B mm	C mm	D mm	mm	Inner Ctn.	Outer Ctn.
⊖ 9.5×150	9.5	1.2	9.5	145	190	35	29	285	6	120
⊖ 11 ×200	11	1.2	11	195	255	38	32	360	6	120

Precision Screwdrivers

This precision screwdriver is perfect for the delicate screw tightening operations of precision work.
Our high-precision, tip process conforms to JIS and JCIA standards.
The ergonomic grips employed enable a smoother torque transfer.

G-grip Screwdriver

Quick-turning screwdriver, taking advantage of the gravity force.

The perfect shape for high-precision work
The weight of the internal steel ball freely rotates the cap in the palm of the hand to provide the optimum grip position.

A finely crafted screwdriver is necessary for delicate work.

In addition to maintaining a stable grip, the palm of the hand plays an important role by feeling the weight of the ball of the G-grip, which enables the use of delicate movements of the fingertips.

Precision Screwdrivers

No. 990 G-grip Screwdriver

Patented

StepFlat

Eco-friendly

- The weight of the steel ball keeps the end cap in an optimum position for a grip.
- Slotted tip is cut straight to avoid getting stuck on the screw.
- High-precision black point tip.

Size	mm	mm	mm	mm	mm	mm	mm	Inner Ctn.	Outer Ctn.
⊖ 1.8× 50	1.8	0.25	50	2.5	16	21	148	12	240
※⊖ 2.5× 75	2.5	0.3	75	2.5	16	21	173	12	240
※⊖ 3 ×100	3	0.5	100	3.0	16	21	198	12	240
※⊖ 4 ×100	4	0.6	100	4.0	16	21	198	12	240
⊖ 5 ×100	5	0.8	100	5.0	30	38	215	6	60
⊕ 00 × 75	⊕ No.00		75	2.5	16	21	173	12	240
⊕ 0 ×100	⊕ No.0		100	3.0	16	21	198	12	240
⊕ 1 ×100	⊕ No.1		100	3.0	30	38	215	6	60
⊕ 2 ×100	⊕ No.2		100	5.0	30	38	215	6	60

※JIS B4609

No. TD-51 Precision Micro Screwdriver

Patented



Eco-friendly

- Soft touch Finger Turn controls accurate fasteninng turn and micro adjustable driving.
- Slide "Cushion Grip" for right position accoding to your finger control.
- For assembly and repair of precision devices, cameras, watches and glasses.

Size	mm	mm	mm	mm	mm	Cushon Grip color	Inner Ctn.	Outer Ctn.
⊖ 0.7	0.7	0.15	15	0.7	95	Purple	10	100
⊖ 0.9	0.9	0.2	15	0.9	95	Green	10	100
⊖ 1.2	1.2	0.25	18	1.2	98	Blue	10	100
⊖ 1.8	1.8	0.3	20	1.8	100	Black	10	100
⊖ 2.3	2.3	0.35	22	2.3	102	Purple	10	100
⊖ 3.0	3.0	0.4	26	3.0	106	Red	10	100
⊖ 3.5	3.5	0.5	28	3.5	108	Yellow	10	100
⊕ 00	⊕ No.00		24	2.4	104	Red	10	100
⊕ 0	⊕ No.0		26	3.0	106	Yellow	10	100
⊕ 1	⊕ No.1		26	3.0	106	Green	10	100

No. 990TX G-grip Screwdriver

Patented

Eco-friendly

- The weight of the steel ball keeps the end cap in an optimum position for a grip.
- Black point tip that is unaffected by plating thickness.

Size	mm	mm	mm	mm	mm	mm	Inner Ctn.	Outer Ctn.
T3 ×40	1.12	40	2.5	16	21	138	12	240
T4 ×40	1.3	40	2.5	16	21	138	12	240
T5 ×40	1.37	40	2.5	16	21	138	12	240

TORX is a registered trademark of Acument TM Intellectual Properties, LLC (USA).

No. TD-52 Precision Nutdriver

Patented

Eco-friendly

- Soft touch Finger Turn controls accurate fasteninng turn and micro adjustable driving.
- Slide "Cushion Grip" for right position accoding to your finger control.
- For various precision equipment.

Size	mm	mm	mm	mm	mm	mm	Cushon Grip color	Inner Ctn.	Outer Ctn.
2.2	—	4.0	12	25	3.0	105	Green	10	100
A/ F 3.0	3.0	5.0	7	25	3.0	105	Blue	10	100
A/ F 4.0	4.0	6.0	9	25	3.0	105	Black	10	100
A/ F 4.5	4.5	6.5	10	25	3.0	105	Purple	10	100
A/ F 5.0	5.0	7.0	11	25	3.0	105	Red	10	100
A/ F 5.5	5.5	8.0	10	25	3.0	105	Yellow	10	100

No. TD-53 Precision Hex. Driver

Patented

- Soft touch Finger Turn controls accurate fasteninng turn and micro adjustable driving.
- Slide "Cushion Grip" for right position accoding to your finger control.
- For various precision equipment.

Size	mm	mm	mm	Cushon Grip color	Inner Ctn.	Outer Ctn.
A/ F 0.89	0.89	18	98	Green	10	100
A/ F 1.27	1.27	18	98	Blue	10	100
A/ F 1.5	1.5	18	98	Black	10	100
A/ F 2.0	2.0	24	104	Purple	10	100
A/ F 2.5	2.5	24	104	Yellow	10	100

No. 9900 Micro Screwdriver

Eco-friendly

●Handle is fitted with turning cap for fast turning.
●Fully hardened chrome vanadium steel.

Size	mm	mm	mm	mm	mm	mm	Inner Ctn.	Outer Ctn.
⊖ 1.8× 50	1.8	0.25	50	2.5	10	145	10	120
⊖ 2.5× 75	2.5	0.35	75	2.5	10	170	10	120
⊖ 3 ×100	3	0.45	100	3	10	195	10	120
⊖ 3 ×150	3	0.45	150	3	10	245	10	120
⊕ 00 × 75	⊕ No.00		75	2.5	10	170	10	120
⊕ 0 ×100	⊕ No.0		100	3	10	195	10	120
⊕ 0 ×150	⊕ No.0		150	3	10	245	10	120

No. 9902/9903 3-Piece Micro Screwdriver Set

●2 types for screw tightening in precision fields. ●Set of often used sizes.
●For adjustment and repair of precision equipment, electric equipment, glasses, watches, etc.
●PET blister package doubles as storage case.

No. 9902 3-Piece Micro Screwdriver Set

Set contents	Case size mm	Inner Ctn.	Outer Ctn.
No.9900 ⊕ 00×75, ⊕ 0×100, ⊖ 1.8×50	235×70	5	30

No. 9903 3-Piece Micro Screwdriver Set

Set contents	Case size mm	Inner Ctn.	Outer Ctn.
No.9900 ⊕ 00×75, ⊖ 2.5×75, ⊖ 3×100	235×70	5	30

No. TD-54 Watch Band Pin Punch

●For adjustment of the watch band.

Size	Tip width	mm	mm	mm	Inner Ctn.	Outer Ctn.
·●· 0.7	·●· 0.7	10	0.7	90	10	100

No. 207 6-Piece Precision Screwdriver Set

●Metallic handle can be freely turned from the butt end, therefore finger pressure is sufficient for maintaining the position while turning.
●For repair and assembly of watches, cassettes, radios, glasses, precision equipment, plastic models, etc. ●Comes with plastic case.

No. 207 6-Piece Precision Screwdriver Set

Set contents	Case size mm	Inner Ctn.	Outer Ctn.
⊖ 0.9, 1.2, 1.8, 2.3, ⊕ 00, ⊕ 0	133×90mm	10	100

Precision Screwdrivers

No. TD-55/56/57/58 Precision Screwdriver Set Patented

Eco-friendly
(TD-56 only)

●Soft touch Finger Turn controls accurate fasteninng turn and micro adjustable driving. ●Plastic casing makes it easy to carry it around.

Model No.	Model Name	Set content	Case Size mm	Inner Ctn.
TD-55	Precision Scrrewdriver Set	⊖0.9, ⊖1.2, ⊖1.8, ⊖2.3, ⊖3.0, ⊖3.5	86×140×20	10
TD-56	Precision Scrrewdriver Set	⊖0.9, ⊖1.2, ⊖1.8, ⊖2.3, ⊕00, ⊕0	86×140×20	10
TD-57	Precision Nut driver Set	2.2, ○3.0, ○4.0, ○4.5, ○5.0, ○5.5	86×140×20	10
TD-58	Precision Hex.driver Set	⬢0.89, ⬢1.27, ⬢1.5, ⬢2.0, ⬢2.5, ⊕00	86×140×20	10

No. 9000 Ceramic Adjusters

⊕ ⊖ For adjustment of electronic components

For the adjustment of electronic parts
Ideal for adjusting the components of audio instruments, computers, telecommunication devices and electronics components.

Eco-friendly

●Zirconia ceramic tip.
●Non-conductive, non-magnetic. Ideal for high frequency band.
●Smooth turning.

Size	mm	mm	mm	mm	mm	mm	End cap color	Inner Ctn.	Outer Ctn.
⊖0.9×30	0.9	0.4	30	1.8	10	125	Green	10	60
⊖1.3×30	1.3	0.4	30	1.8	10	125	White	10	60
⊖1.8×30	1.8	0.4	30	1.8	10	125	Yellow	10	60
⊖2.6×30	2.6	0.4	30	2.6	10	125	Red	10	60
⊖3.4×15	3.4	0.5	15	3.4	10	115	Black	10	60
⊕0 ×30	⊕No.0		30	2.6	10	125	Navy blue	10	60
⊕1.7×30	⊕Width1.7		30	2.6	10	125	Lilac	10	60

No. CA Individual Ceramic Blades

For automatic adjuster

●Blades for automatic adjuster.
●Adjacent No. CT blades may interfere with one another when installation pitch is narrow.

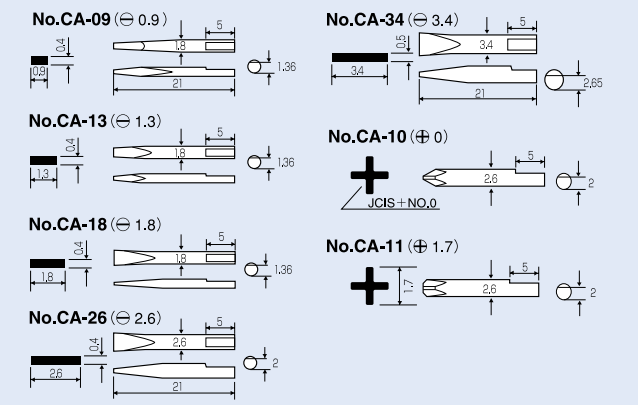

10 per carton

No. CT Ceramic Blade Adapters

For automatic adjuster

●Reversible blades for No. 9002/9003-9001.
●Uniform size is convenient for mounting on automatic adjuster.

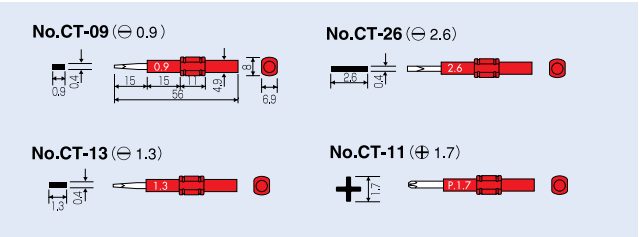

10 per carton ··· 60 per box

No. CT Ceramic Blade Adapters

For 4-way reversible blades screwdriver

●Reversible blades for No. 9001. 2-headed ceramic blades on each end.

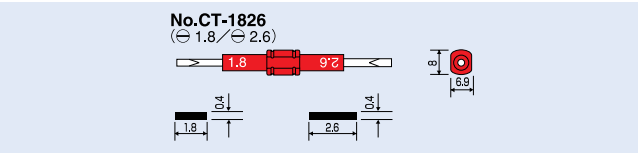

10 per carton ··· 60 per box【Blister package】

Automatic adjuster

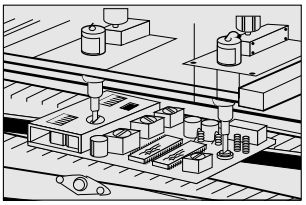

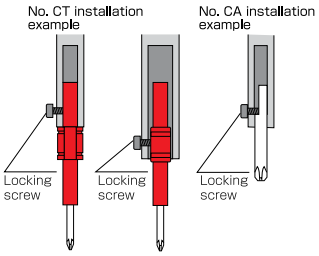

Automatic adjusters are used widely throughout industry to boost efficiency and reduce the costs of adjustment work. Vessel makes a wide range of products as attachments for automatic adjuster. Before mounting, check the jig outer diameter and total length. Use the above installation example as reference.

Ratchet Screwdrivers

This functionally enhanced screwdriver enables screw tightening by simple repeated wrist movements.
Improved gear strength combined with our unique ratchet design
makes these screwdrivers suitable for the most strenuous tightening jobs.

"PETA-RACHE" Patent Pending
Flat-shaped Ratchet Screwdriver

The use of high-precision gears has greatly increased the strength of the ratchet.
Despite the compact body, these high-powered ratchet screwdrivers can be used for heavy-duty tightening work.

Magnetic screw catcher

When a screw comes close to the tip…

The sleeve automatically slides forward to catch the screw!

Ratchet Screwdrivers

No. 830-MG4 METAL LINE Rachet Driver

MG Magnetized

- Bits can be stored within the handle.
- Magnet type top holds the bit securely. Easy bit on-off.

Grip Dia. mm	Body length mm	Bits	Inner Ctn.	Outer Ctn.
28.5	167	⊕ 1, ⊕ 2, ⊕ 3, ⊖ 6×25.4	5	30

No. 820W-23 METAL LINE Stubby Ratchet Screwdriver

MG Magnetized

- Ideal for working in limited place.
- For tightening in cramped places.

Grip Dia. mm	Body length mm	Bits	Inner Ctn.	Outer Ctn.
28.5	77	Double End Bits ⊕ 2/ ⊕ 3, Length 32 mm	10	60

No. 820FX-4 METL LINE Ratchet Sutbby Screwdriver (With Flexible shaft)

- With a flexible shaft.
- For tightening in cramped places.

Grip Dia. mm	Body length mm	Bits	Inner Ctn.	Outer Ctn.
28.5	77	•Flexible shaft •Bit belt holder •Bits ⊕1, ⊕2, ⊖4, ⊖6×33.3 mm	5	30

No. TD-73MC Plate Rachet Screw Catcher

- Super magnet catches screw firmly. Single hand operation.
- Comes with HEX and PH bits.

Package content	Inner Ctn.
•Plate Ratchet •Bits: ⊕ 1, ⊕ 2, ⊕ 3, ⊖ 4, ⊖ 6, A/ F 2.5, 3, 4, 5, 6×25.4 mm •Magnetic Screw Holder •Bit belt holder	40

No. TX-12MC Plate Rachet/Magnetic Screw Catcher (TORX)

- Super magnet catches screw firmly. Single hand operation.
- Comes with Tamper-proof TORX bits.

Package content	Inner Ctn.
•Plate Ratchet •Bits: T8H, T10H, T15H, T20H, T25H, T27H, T30H, T40H, ⊕ 2, ⊖ 6×25.4 mm •Magnetic Screw Holder •Bit belt holder	10

"PETA-RACHE" Flat-shaped Ratchet Screwdriver Patent Pending

Straight type

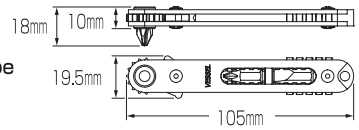



Angled type

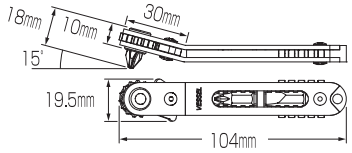

MG Magnetized

- The head part is as thin as 18mm. Handy with its compact body.
- High-precision ratchet system realizes ideal fastening.
- Two types (straight-type and angled-type) are available in accordance with your application.
- Bits can be stored within the handle.
- Magnetized bits (Overall length: 18mm) included.

Model No.	Package content	Inner Ctn.
TD-74	•Flat-shaped Ratchet Screwdriver (Straight type) •Bit ⊕1, ⊕2, ⊖6×18 mm	10
TD-75	•Flat-shaped Ratchet Screwdriver (Straight type) •Bit holder •Bit ⊕1, ⊕2, ⊕2, ⊕3, ⊖4, ⊖6×18 mm	10
TD-76	•Flat-shaped Ratchet Screwdriver (Straight type) •Bit holder •Bit ⊕1, ⊕2, ⊕2, ⊕3, ⊖4, ⊖6, H2.5, H3, H4, H5, H6×18 mm	10
TD-77	•Flat-shaped Ratchet Screwdriver (Angled type) •Bit ⊕1, ⊕2, ⊖6×18 mm	10
TD-78	•Flat-shaped Ratchet Screwdriver (Angled type) •Bit holder •Bit ⊕1, ⊕2, ⊕2, ⊕3, ⊖4, ⊖6×18 mm	10
TD-79	•Flat-shaped Ratchet Screwdriver (Angled type) •Bit holder •Bit ⊕1, ⊕2, ⊕2, ⊕3, ⊖4, ⊖6, H2.5, H3, H4, H5, H6×18 mm	10

"PETA-RACHE" 18mm replacement bits

MG Magnetized

Model No.	Package content	Inner Ctn.
TD-BS5	•⊕1, ⊕2, ⊕3, ⊖4, ⊖6×18 mm •Bit holder	10
TD-BS6	•H2.5, H3, H4, H5, H6×18 mm •Bit holder	10

No. TD-81R/81G/81B Power Ratchet Screwdriver

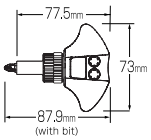

MG Magnetized

- Its ratchet gear makes fine 18° fastening possible.
- Ideal ratchet mechanism for powerful driving.
- Bits can be stored within the handle.
- 2 double-end bits are included for 4 different sizes.

Model No.	Color	Bits	Body length mm	Inner Ctn.
TD-81R	Red	⊕ 1/ ⊖ 4, ⊕ 2/ ⊖ 6×25.4	77.5	10
TD-81G	Green	⊕ 1/ ⊖ 4, ⊕ 2/ ⊖ 6×25.4	77.5	10
TD-81B	Blue	⊕ 1/ ⊖ 4, ⊕ 2/ ⊖ 6×25.4	77.5	10

Electric Detection Screwdrivers/Impact Screwdrivers

Impact screwdrivers for loosening rusted screws and screwdrivers housing an electroscope for testing electrical conductivity.
A functionally enhanced screwdriver was added for screw tightening operations.

LED Voltage Detection Screwdriver 〈Low Voltage Type〉

This picket screwdriver can be used to carry out live-wire checks, negative/positive discrimination, and conductivity tests.
The end cap is fitted with a clip, so that it can easily be carried in a shirt pocket.
The batteries can also be replaced.
Tapered grip design.
Clear and transparent, the LED provides quick and easy discrimination.
A neon lamp type featuring long operation lifespan and low maintenance is also available.

No. 80L Voltage Detection Screwdriver (Low Voltage Type)

●Pencil-type voltage detection screwdriver.
●Can be used for continuity tests on lights and electrical wires, as well as oscillation tests for TVs, radios and wireless transmitters, etc. Voltage detection range.

Voltage detection range	EDP No.	mm	mm	mm	mm	mm	Inner Ctn.	Outer Ctn.
100 to 220 V AC 100 to 350 V DC	50	4.0	0.45	13.9	128	10	60

No. 82L Voltage Detection Screwdriver

●Handy for conduction/ continuity test. ●Neon-bulb type, which doesn' t need batteries. ●Pencil-type voltage detecting screwdriver.

Voltage detection range	EDP No.	mm	mm	mm	mm	mm	Inner Ctn.
100 to 250 V AC	20	4.0	0.45	17.5	130	10

No. 1300L/1300H 6-Piece Voltage Detection Screwdriver Set

(For low voltage)

(For high voltage)

●Easy bit on-off chuck handle
●Can perform continuity tests using the internal neon light.
●Handy vinyl carrying and storage pouch
●Low voltage type (100 to 220V AC, 100 to 350V DC)
●High voltage type (Allowed voltage: 2500 to 15,000 V.
Only secondary high voltage of internal combustion engine.)

No. 1300L Voltage Detection Screwdriver Set (For low voltage)

Grip Dia. mm	Body length with tip mm	Interchangeable blades: Slotted	Philips	Socket	Awl	Inner Ctn.
25	225	⊖4X125, ⊖6X125	⊕1X125, ⊕2X125	O5.5X125	125	40

No. 1300H Voltage Detection Screwdriver Set (For high voltage)

Grip Dia. mm	Body length with tip mm	Interchangeable blades: Slotted	Philips	Awl	Inner Ctn.
25	225	⊖3X125, ⊖4X125, ⊖6X125	⊕1X125, ⊕2X125	125	40

Some screwdrivers support hanger hooks. (P.52)

⚠ Warnings concerning Voltage Detection Screwdrivers

●Check the screwdriver lights before use.
●Be careful of shorts and electrical shock.
●Use screwdrivers within voltage detection ranges.
●Do not use screwdrivers when wet with water, oil, etc.

No. 83L LED Voltage Detection Screwdriver

●Handy for conduction/ continuity test. ●Batteries can be easily replaced.
●Long-life LED lights brightly. ●Pencil-type voltage detection screwdriver.

Voltage detection range	EDP No.	mm	mm	mm	mm	mm	Inner Ctn.
2 to 250 V DC 100 to 250 V AC	20	4.0	0.45	17.5	130	10

Impact Screwdrivers

No. 2300 Impact Driver (Compact type) Patented



●Fastening/ loosening can be easily switched.
●Soft non-slip cushion handle makes it easy to grip.
●Long shank bit. Ideal for hard-to-reach fasteners.
●6.35mm hexagon bit chuck. Easy bit replacement.

Grip Dia. mm	Tread diameter mm	Overall length mm	Slotted	Philips	Outer Ctn.
32	42	266	⊖5×125, ⊖6×125, ⊖7×125	⊕1×125, ⊕2×125, ⊕3×125	5

Please see P. 52 for hanger-hook type.

For replacement bits >>> 082 page

No. 2500 Impact Driver

●Effective for tight fastening and loosening rusted screws.
●Suited for automobile servicing, and assembly and disassembly of machinery and equipment. ●For heavy-duty use.
●If the bit adapter is detached, a 12.7 mm socket can be attached.

Grip Dia. mm	Tread diameter mm	Slotted	Philips	Outer Ctn.	Standard bits (excluding attached ones)
32	190	⊖10×36	⊕2×36, ⊕3×36, ⊕4×36	10	⊖8, ⊖12 (Length: 36 mm) ⊖8, ⊖10 (Length: 80 mm) ⊕2, ⊕ 3 (Length: 80 mm)

Please see P. 52 for hanger-hook type.

For replacement bits >>> 082 page

No. 2400 Impact Driver

●One-touch reverse switching
●Soft no-slip resin handle that is easy to grip. Designed for firm gripping.
●For heavy-duty use
●If the bit adapter is detached, a 12.7 mm socket can be attached.

Grip Dia. mm	Tread diameter mm	Overall length with tip (36 mm) mm	Slotted	Philips	Outer Ctn.	Standard bits (excluding attached ones)
37.5	55	197	⊖10×36	⊕2×36, ⊕ 3×36, ⊕4×36, ⊕2×80, ⊕ 3×80	5	⊖8, ⊖12 (Length: 36mm) ⊖8, ⊖10 (Length: 80mm)

Please see P. 52 for hanger-hook type.

For replacement bits >>> 082 page

No. 2600A Impact Uni Driver Patented



●Thin handle. Can be used as normal screwdriver.
●Long shank bit. Ideal for hard-to-reach fasteners.
●6.35 mm bit hexagon socket, hexagon-type. ●Easy bit changing.

Grip Dia. mm	Overall length with tip mm	Slotted	Philips	Outer Ctn.
26	240	⊖5×125, ⊖6×125, ⊖7×125	⊕1×125, ⊕2×125, ⊕3×125	20

Please see P. 52 for hanger-hook type.

For replacement bits >>> 082 page

ONE POINT

Converts impact into rotational force.

When tapped with a hammer, the impact is converted into rotational force. Effective for tightly fastening screws or loosening rusted screws.



Hex Wrenches

Faster and easier
These are the optimal, most efficient tools available for wrench work.
Ultraball & Ultrahex boasting the fastest tightening speed in the industry.

"RAINBALL" L-Wrenches

Fulcrum movement is efficiently used by the Ultraball construction to enable fast rotations to be transmitted to the screw at up to 35˚ Furthermore, at angles greater than 35˚, the tip slips out of the hexagonal hole to prevent damage to the screw head.

UltraHex®

Longer tool life

The flat faces prevent deformation in the hexagon hole.
Causes minimal damage to screws and tools.

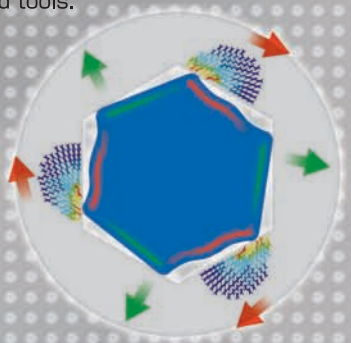

UltraBall®

High speed turning

Tapered to 35˚, the ball tip is always at the center of rotation, hence ensuring smooth turning.

Hex Key Wrenches / TORX Key Wrenches

No. 8800BP "RAINBALL" L-Wrenches Patented

MG Magnetized

- Fully hardened chrome molybdenum steel+vanadium.
- Long-sized for high-leverage wrenching.
- 95˚Short-hand for wrenching in tight spaces.

Size	mm	mm	mm	Inner Ctn.
A/F 1.5	1.5	7.5	77	10
A/F 2	2	9	83	10
A/F 2.5	2.5	10.5	93	10
A/F 3	3	12	104	10
A/F 4	4	16	115	10
A/F 5	5	20	136	10
A/F 6	6	23	157	10
A/F 8	8	31	179	5
A/F 10	10	39	200	5

No. 8806BP/8809BP "RAINBALL" L-Wrenches Patented

MG Magnetized

- Fully hardened chrome molybdenum steel+vanadium.
- These key wrench sets come with a handy holder.
- 9-piece set comes with open-folded holder.

No. 8806BP (6-piece set)

Set content	Inner Ctn.
No.8800BP With holder A/F 1.5, 2, 2.5, 3, 4, 5mm	5

No. 8809BP (9-piece set)

Set content	Inner Ctn.
No.8800BP With holder A/F 1.5, 2, 2.5, 3, 4, 5, 6, 8, 10 mm	5

No. 8500TX TORX Key Wrench

Eco-friendly

- Fully hardened chrome vanadium steel. Non-magnetic.
- Champaign Gold plating to maintain tip precision.
- Knurled shank for fast turning.

Size	mm	mm	mm	mm	Inner Ctn.
T6	1.65	2.5	15	52	10
T7	1.97	2.5	15	56	10
T8	2.3	3	17	59	10
T9	2.48	3	17	63	10
T10	2.72	3	17	67	10
T15	3.26	3.5	19	72	10
T20	3.84	4	21	77	10
T25	4.4	5	23	83	10
T27	4.96	5	23	90	10
T30	5.49	6	25	98	10
T40	6.6	7	27	107	10

No. 8507TX TORX 7-Piece Key Wrench Set

- Fully hardened chrome vanadium steel. Non-magnetic.
- Champaign Gold plating to maintain tip precision.
- Handy vinyl carrying and storage case.

Package content	Outer Ctn.
•No.8500TX: T10, T15, T20, T25, T27, T30, T40 •Vinyl package: 65×135×17 mm	10

Offset Screwdrivers

No. TD-61 "PETADORA" L-shaped Offset Screwdriver



MG Magnetized Eco-friendly

●Handy for working in tight spaces. ●Fully hardened chrome vanadium steel.
●Special plating to keep its precision tip.

Size	mm	mm	mm	mm	mm	Cushon Grip Color	Inner Ctn.	Outer Ctn.
⊖ 6	6	0.9	18	6	117	Blue	10	100
⊕ 1	⊕ No.1		16.5	5	105	Green	10	100
⊕ 2	⊕ No.2		18	6	117	Red	10	100

No. TD-63 "PETADORA" L-shaped Offset Screwdriver

MG Magnetized Eco-friendly

●Handy for working in tight spaces. ●Fully hardened chrome vanadium steel.
●Special plating to keep its precision tip.

Size	mm	mm	mm	mm	Cushon Grip Color	Inner Ctn.	Outer Ctn.
A/ F 2.5	2.5	16.5	5	105	Orange	10	100
A/ F 3	3	16.5	5	105	Purple	10	100
A/ F 4	4	16.5	5	105	Black	10	100
A/ F 5	5	18	6	117	Blue	10	100

No. TD-64 "PETADORA" Z-shaped Offset Screwdriver



Eco-friendly

●Handy for working in tight spaces. ●Fully hardened chrome vanadium steel.
●Special plating to keep its precision tip.

Size		mm	mm	mm	mm	mm	Inner Ctn.	Outer Ctn.
⊕ 1 /⊕ 2	No.1/ No.2	—	—	16.5	5	126	10	100
⊕ 2 / ⊖ 6	No.2 /	6	0.9	18	6	129	10	100

No. 25 Offset Screwdriver

Eco-friendly

●Useful S-shaped screwdriver for working in cramped places
●Different size tips. Can be switched according to purpose.

Size	Shank length mm	Shank Dia. mm	Overall length mm	Inner Ctn.
⊕ 1 / ⊖ 5	25	5	125	12
⊕ 2 / ⊖ 6	26	6	125	12
⊕ 3 / ⊖ 8	33	8	150	12

Some screwdrivers support hanger hooks. (P.54)

TORX

No. TX-11 TORX Plate Ratchet and Bit Set

●Fully hardened chrome vanadium steel bits. Storage holder included.
For working with tamper-proof screws.
●Thin ratchet handle for working in cramped places. Ball locking system.
Can be used with 6.35 mm across flats short bits and 6.35 mm square hole sockets.

Package content	Outer Ctn.
•6.35 mm Bits: T8H, T10H, T15H, T20H, T25H, T27H, T30H, T40H, ⊕ 2, ⊖ 6 •Plate ratchet screwdriver •Bit belt holder	10

No. TX-15 TORX Tool Set

●15-piece set including work sockets, ratchet wrench and adapters.
T-sockets (■6.35 mm) for tamper-proof TORX.

Package content	Outer Ctn.
•T-sockets ■6.35 mm (T10H, T15H, T20H, T25H, T27H) •T-sockets ■9.5 mm (T30, T40, T45, T50) •E-sockets ■9.5 mm (E8, E10, E12) •Socket adapters ■6.35 mm/ ■9.5 mm •Extension bar 125 mm ■9.5 mm •Ratchet handle ■9.5 mm •Steel case: 244×104×33 mm	1

No. TX-12MC Plate Rachet/Magnetic Screw Catcher (TORX)

●Super magnet catches screw firmly. Single hand operation.
●Comes with Tamper-proof TORX bits.

Package content	Inner Ctn.
•Plate ratchet screwdriver •Bits: T8H, T10H, T15H, T20H, T25H, T27H, T30H, T40H, ⊕ 2, ⊖ 6×25.4 mm •Magnetic Screw Holder •Bit belt holder	10

TORX®

TORX is a registered trademark of Acument TM Intellectual Properties, LLC (USA).
VESSEL has a manufacturing license in Japan and selling same to the world.

Torque Screwdrivers

Made in Germany, these torque screwdrivers feature our patented double clutch mechanism for outstanding torque precision.
High precision torque screwdrivers designed not merely for testing, but for serious, full-scale assembly operations.

Torque Screwdriver

High precision torque screwdrivers with a torque accuracy of ±6% as specified by ISO 6789 (Model TRD-15 is ±10%)

PRO-QUALITY MADE IN GERMANY

A torque accuracy of ±6%

Parts abrasion has been reduced by 50% by our patented double clutch mechanism. These screwdrivers have an extremely long lifespan, with torque accuracy guaranteed to a minimum of 40,000 turns.

TORX® TORX is a registered trademark of Acument TM Intellectual Properties, LLC (USA).
VESSEL has a manufacturing license in Japan and selling same to the world.

Torque Screwdrivers

No. TRD-15IP Torque Screwdriver Set

Eco-friendly

●With TORX PLUS blades.

Set content	Torque range (N·m)	Outer Ctn.
TRD-15 Torque Screwdriver (Torque precision ±10%), 6IP, 7IP, 8IP, 9IP blades and HEX key wrench (A/F 6 mm)	0.6～1.5	10

No. TRD-54TP Torque Screwdriver Set

Eco-friendly

●With TORX/ TORX PLUS blades.

Set content	Torque range (N·m)	Outer Ctn.
TRD-54 Torque Screwdriver (Torque precision ±6%), T15, T20, 15IP blades and HEX key wrench (A/F 6 mm)	3.0～5.4	10

No. TRD-15TX Torque Screwdriver Set

Eco-friendly

●With TORX blades.

Set content	Torque range (N·m)	Outer Ctn.
TRD-15 Torque Screwdriver (Torque precision ±10%), T6, T7, T8 blades and HEX key wrench (A/F 6 mm)	0.6～1.5	10

No. TRD-30TP Torque Screwdriver Set

Eco-friendly

●With TORX/ TORX PLUS blades.

Set content	Torque range (N·m)	Outer Ctn.
TRD-30 Torque Screwdriver (Torque precision ±6%), T10, T15, 10IP, 15IP blades and HEX key wrench (A/F 6 mm)	1.5～3.0	10

Torque Screwdriver Handle

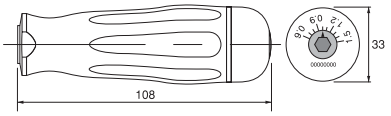

Eco-friendly

●Our standard blades should be used. ●HEX key wrench (A/F 6mm) is included.

Model No.	Torque range (N·m)	One scale (N·m)	Precision (%)	Outer Ctn.
TRD-15	0.6～1.5	0.1	±10	10
TRD-30	1.5～3.0	0.1	±6	10
TRD-54	3.0～5.4	0.2	±6	10

Blades for Torque Screwdrivers

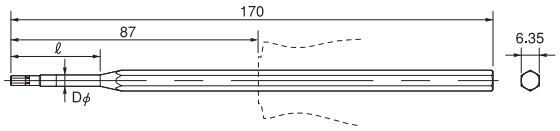

●Our standard handles should be used.

Model No.	Size	⌶ mm	ℓ mm	Dϕ mm	Outer Ctn.
BTX06	T6	1.65	30	3.5	10
BTX07	T7	1.97	30	3.5	10
BTX08	T8	2.3	30	3.5	10
BTX10	T10	2.72	30	3.5	10
BTX15	T15	3.26	32	4.5	10
BTX20	T20	3.84	34	5	10

●Our standard handles should be used.

Model No.	Size	ℓ mm	Dϕ mm	Outer Ctn.
BPH01	⊕1	35	5	10
BPH02	⊕2	35	6	10
BPH03	⊕3	—	—	10

TORX

●Our standard handles should be used.

Model No.	Size	⌶ mm	ℓ mm	Dϕ mm	Outer Ctn.
B06IP	6IP	1.69	30	3.5	10
B07IP	7IP	1.97	30	3.5	10
B08IP	8IP	2.29	30	3.5	10
B09IP	9IP	2.48	30	3.5	10
B10IP	10IP	2.72	30	3.5	10
B15IP	15IP	3.25	30	4.5	10

●Our standard handles should be used.

Model No.	Size	⌶ mm	ℓ mm	Dϕ mm	Outer Ctn.
BHX15	H1.5	1.5	29.5	3	10
BHX20	H2	2	29.5	3	10
BHX25	H2.5	2.5	29.5	3	10
BHX30	H3	3	32	4	10
BHX40	H4	4	34	5	10
BHX50	H5	5	36	6	10

Hammers

A new hammer series featuring a versatile plastic head construction.
Diverting from the mainstream cast metal head, this new highly advanced hammer design features a metal protector constructed in the plastic head as an imbedded metal weight.

NEW Hammers

We have a complete lineup of items to cover an broad range of needs from hard work, such as the manufacturing of metalwork products, automobile maintenance and servicing, gas fitting, ironwork, interior finishing, tile work, and block laying, to light work, such as furniture assembly, carpentry, hobbies, and carpet laying.

The fish scale design of the handle ensures a secure, non-slip grip.

These hammers can be gripped by the head, using the butt end as the striking surface.

No. 71 Plastic Head Hammer

Patent Pending

●Hammer head can be readily replaced. (Tail hammer is not replaceable)

Model No.	Size	Length mm	Head Diameter mm	Head Length mm	Weight g	Inner Ctn.	Outer Ctn.	Replacement head		Outer Ctn.
71-05	½	297	30.6	80.4	236	6	60	½	1-Piece	20
71-10	1	303	34.7	124	364	6	60	1	1-Piece	20
71-15	1½	349	44	127	589	4	24	1½	1-Piece	10
71-20	2	389	54.6	146	950	4	24	2	1-Piece	10

Handles are not separately sold.

No. 72 Rubber/ Plastic Head Hammer

Patent Pending

●Hammer head can be readily replaced. (Tail hammer is not replaceable)

Model No.	Size	Length mm	Head Diameter mm	Head Length mm	Weight g	Inner Ctn.	Outer Ctn.	Replacement head		Outer Ctn.
72-05	½	297	30.6	80.4	237	6	60	½	1-Piece	20
72-10	1	303	34.7	124	364	6	60	1	1-Piece	20
72-15	1½	349	44	127	591	4	24	1½	1-Piece	10
72-20	2	389	54.6	146	961	4	24	2	1-Piece	10

Handles are not separately sold.

No. 73 Copper Head Hammer

●Polished hammer head is smooth and beautiful.

Model No.	Size	Length mm	Head Diameter mm	Head Length mm	Weight g	Inner Ctn.	Outer Ctn.
73-10	1	270	32	70	537	6	24
73-15	1½	309	36	88	676	4	24
73-20	2	309	38	98	851	4	24

No. 74 Steel/ Plastic Head Hammer

●Only the plastic head is replaceable.
●Steel hammer head hardness rating: HRC55

Model No.	Size	Length mm	Head Diameter mm	Head Length mm	Weight g	Inner Ctn.	Outer Ctn.
74-10	1	274	32	92	472	6	24

To replace the hammer head of No. 74:
Please use the replacement head for No. 70×1.

No. 70 Plastic Head Hammer

●Soft durable plastic head. Does not damage workpieces.
●Interchangeable head. Head sold separately.
●Heads available in 1/2, 1 and 1 1/2 sizes. 2 per package. Pre-Carded Products.

Size	Length mm	Head Diameter mm	Head Length mm	Inner Ctn.	Outer Ctn.	Replacement head	Inner Ctn.	Outer Ctn.
¼	280	19.5	66.5	6	60	¼	20	—
½	280	25	82	6	60	½	20	400
1	295	31	108	6	60	1	20	400
1½	325	38	125.5	6	36	1½	10	200
2	350	46	139	6	24	2	10	200

Handles are not separately sold.

⚠ WARNING concerning Hammers
●Strike target directly. Do not hit at an angle, etc.
●Do not strike anywhere but the target area.

Wire Strippers

Pioneering "Two-step stripping" has been thoroughly redesigned as the first in the market of VA cut/ strip field.
Palm-sized grip makes it easy to hold and improves your work efficiency.
The metal injection molded cutting blade can cut hard PE sheathed cables sharply and instantly.
Combined with its proprietary two-step stripping action, perfect cutting is secured.

Double Action Stripping VA cable stripper Patent Pending

The grip span is kept up to 100mm and ergonomically designed to fit in your palm.

Conventional cable strippers could not process so-called "Eco-friendly PE cables," as their sheath is made of tough polyethylene.

Our proprietary Double Action cable stripping system can carry out the task perfectly.

Easy blade adjustment and replacement

Our "Double Action Stripping" mechanism has also made it easy to replace the blades.

No. 3100VA-1 Double Action VA cable stripper Patent Pending

Eco-friendly

- Even PE sheath cables can be stripped beautifully.
- Smallest grip span in the industry. Improves work efficiency.
- Ergonomic handle fits in the palm and reduces fatigue.

Model No.	Overall length mm	Weight g	Wire size	Outer Ctn.
3100VA-1	185	370	PVC cables (VVF/ VA cables) PE cables (EM-EEF/ Eco cables) ϕ1.6mm duplex/ ϕ2.0mm duplex ϕ1.6mm triplex/ ϕ2.0mm triplex	5

No. 3500E-1/3500E-2 Wire Stripper

Eco-friendly

- Lightweight (100g), compact handy type.
- Diamond polished blade for precision stripping.
- AWG-mm-mm2 conversion table on grip.

Model No.	Overall length mm	Weight g	Wire diameter and nominal sectional area	Handle color	Inner Ctn.	Outer Ctn.
3500E-1	155	100	AWG 24/22/20/18/16/14/12	Red	5	30
3500E-2	155	100	AWG 30/28/26/24/22/20/18	Yellow	5	30

No. 3000 Wire Stripper



Eco-friendly

- Nimbly and cleanly strips off sheathing in a single operation.
- Resin grip comfortably fits in the palm and reduces fatigue.
- Available in 6 types according to target wire.
- Can be used with wiring for TV, radio, home appliances, electrical work, automotive circuits, telephones, etc.

Model No.	Overall length mm	Weight g	Wire diameter and nominal sectional area	Handle color	Outer Ctn.
3000A	170	350	0.5/ 1.2/ 1.6/ 2.0 mm (For solid wire)	Green	20
3000B	170	350	1.0/ 1.6/ 2.0/ 2.6/ 3.2 mm (For solid wire)	Red	20
3000C	170	350	0.9/ 1.25/ 2.0/ 3.5/ 5.5 mm² (For strand wire)	Black	20
3000D	170	350	0.75 mm²×2-wire/ 1.25 mm²×2-wire (For flat vinyl wire)	Orange	20
3000G	170	350	3.8 mm/ 5.6 mm/ core wire (For 3C2V, 5C2V coaxial cable)	Dark blue	20
3000VA	170	350	1.6 mm×2-wire/ 2.0 mm×2-wire (For VA, IV wire)	Blue	20

Strip gauge provided only on 3000A, B, C and D.

No. 3700KR Cable Stripper

- Wide stripping range applicable with most cables.
- Simply turn a dial to set strip depth.
- Lightweight, compact and easy to carry.

Overall length mm	Weight g	Strip Capacity	Inner Ctn.	Optional	
122	60	Seath O/ D 4.5~26mmϕ	1	Blade Blade holder set	No.3700KR-1 No.3700KR-2

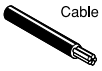

- Strips cable sheathing of 4.5~26 mmϕ OD.
- Can smoothly make longitudinal cuts by pressing a button.

No. WB Wire Stripper Blade for No. 3000

Model No.	Applicable wire stripper
WB-001	3000 A
WB-002	3000 B
WB-003	3000 C
WB-004	3000 D
WB-008	3000 G
WB-007	3000 VA

- Replaceable blade of No. 3000 stripper.

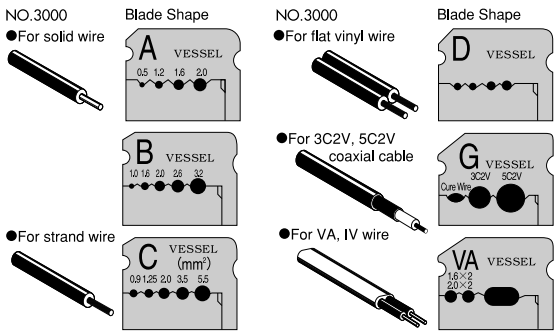

⚠ WARNING Concerning Wire Strippers

- Do not use on live wires.
- Cut sheathing can fly about, therefore be careful of surrounding area when working.
- Check product capacity and specifications before use. Use products of a suitable size.

Electric Cable Knifes/Other Tools

No. VDK-1 Electrician Knife (Electrician) Patented

- Standard type. Thick blade specification for wood trimming and cutting work (i.e., for opening utility outlets in walls, etc.).
- Knife for electrical and service work.
- Made with special high grade steel for smooth cutting.

Blade construction	Overall knife length mm	Blade length mm	Weight g Knife	Weight g Holder	Accessories	Outer Ctn.
Alloy Steel	215	80	140	50	No-drop holder/ ceramic sharpener	10

No. ZW-3/ZW-4 Thread Thru Stud Wrench

- Works with continuous thread studs, cut bolts and hanger bolts.
- Can be used 2 ways: Straight for tightening, or bent for fast turning.
- Can be used from halfway point with long hanger bolts.
- Lightweight, compact and easy to carry.

Model No.	Applicable screw diameter	mm	mm	mm	Weight g	Outer Ctn.
ZW-3	Thread part. 3/8	32	21	150	224	10
ZW-4	Thread part. 1/2	32	21	150	222	10

No. VDK-5 Electrician Knife (Electrician) Patented

- Glow-in-the-Dark type.
- Standard type. Thick blade specification for wood trimming and cutting work (i.e., for opening utility outlets in walls, etc.).
- Knife for electrical and service work.
- Made with special high grade steel for smooth cutting.

Blade construction	Overall knife length mm	Blade length mm	Weight g Knife	Weight g Holder	Accessories	Outer Ctn.
Alloy Steel	215	80	140	50	No-drop holder/ ceramic sharpener	10

No. 8 Thread File



Pitch	Metal coarse thread	Metal fine thread
0.75	M4.5	M6・7
1.00	M6・7	M8・9 11
1.25	M8・9	M10·12
1.50	M10·11	M14·16 18·20·22
1.75	M12	—
2.00	M14·16	M24·27 30·33
2.50	M18·20 22	—
3.00	M24·27	M36·39

- Quickly restores threads of tooling machines, automobiles, etc.
- 1 tool can be used with 8 different thread pitches.

Pitch mm	Outer Ctn.
0.75/ 1.00/ 1.25/ 1.50/ 1.75/ 2.00/ 2.50/ 3.00	10

No. RG-95 Ratchet Rivet Gun

- Manual riveter made with Vessel's original new mechanism.
- Calk blind rivets easily with one hand.
- Easily calks 4.8 mm steel rivets that were difficult to use with earlier manual riveters.

Overall length mm	Weight g	Accessories: Nose piece	Accessories: Nose piece wrench	Outer Ctn.
230	570	2.4, 3.2, 4.0, 4.8 mm	A/F 10 mm	5

No. 5700BD Car Battery Screwdriver

Eco-friendly

- Special coin-shaped drive tip with A/F 10mm hexagonal opening.
- Handle color changes depending on viewing angle.
- Fully hardened chrome vanadium steel shank.

mm	mm	mm	mm	mm	mm	mm	Inner Ctn.
18	10	1.6	85	8	28.5	133	6

Driver, Bit and Screw Cross-Reference

JIS B 1101 JIS B 1135 ■Slotted (Reference)		
mm	Small screw mm	Wood screw mm
⊖ 1.8	1※ 1.2※	—
⊖ 2.5	1.6	1.6 1.8
⊖ 3	2	1.8 2.1
⊖ 4	2.2※ 2.5	2.4
⊖ 4.5	2.5※ 3	2.7
⊖ 5	3 (3.5)	3.1 3.5
⊖ 5.5	(3.5)	3.5 3.8
⊖ 6	(3.5) 4	3.8 4.1
⊖ 7	4	4.5 4.8
⊖ 8	4.5※ 5	5.1 5.5
⊖ 9	6 8※	5.8 6.2 6.8
⊖ 10	6 8※	7.5 8

JIS B1111 JIS B1122 JIS B1112 JCIS 10-70 ■Philips ■Pozidriv ■Supadriv				
		Small screw mm	Tapping screw mm	Wood screw mm
⊕ No.0	PZ SDV No.0	1.4 1.6 1.7 2 2.3 2.6	2.2	—
⊕ No.1	PZ SDV No.1	2※ (2.2) 2.3※ 2.5 2.6※ 3	2※ 2.5※ 2.9	2.1 2.4 2.7
⊕ No.2	PZ SDV No.2	☆3※ (3.5) 4 (4.5)※ 5	☆3※ 3.5 4※ 4.2 4.5※ 4.8 5※	3.1 3.5 3.8 4.1 4.5 4.8
⊕ No.3	PZ SDV No.3	6 8※	5.5 6※ 6.3	5.1 5.5 5.8 6.2 6.8
⊕ No.4	PZ SDV No.4	8 10	8 9.5	7.5 8 9.5

JIS B 1176 JIS B 1177 ■Hex ■Ball point		
H	Hexagon recess bolt mm	Hexagon recess locking screw mm
H1.5	1.6 2	3
H2	2.5	4
H2.5	3	5
H3	4	6
H4	5	8
H5	6	10
H6	8	12
H8	10	16
H10	12	20
H12	14	24

JIS B 1180 JIS B 1181 JIS B 1123 ■Socket			
H	Hexagon head bolt mm	Hexagon nut mm	Hexagon head tapping screw mm
H4	2	2	—
H4.5※	—	2.2※	—
H5	2.5	2.5	2.9
H5.5	3	3	3.5
H6	3.5	3.5	—
H7	4	4	4.2
H8	5	5	4.8 5.5
H10	6 W 1/4※	6 W 1/4※	6.3
H11※	7※	7※	—
H12※	8※ W 5/16※	8※ W 5/16※	—
H13	8	8	8
H14※	10※ W 5/16※ W 3/8※	10※ W 5/16※ W 3/8※	—
H16	10	10	9.5
H17※	10※ 12※ W 3/8※ W 7/16※	10※ 12※ W 3/8※ W 7/16※	—
H18	12	12	—
H19※	12※ 14※ W 7/16※ W 1/2※	12※ 14※ W 7/16※ W 1/2※	—
H21	14 W 1/2※	14 W 1/2※	—
H22※	14※	14※	—
H24	16 18※	16 18※	—

JIS B 1107 JIS B 1128 JIS B 1136 JASO F116-89 ■Truss (Reference)					
	mm	Small screw mm	Tapping screw mm	TORX recess bolt mm	TORX recess locking screw mm
T1	0.84	1	1	—	1.6 1.8
T2	0.94	1.2	1.2	—	2
T3	1.12	1.4	1.4	—	2.2
T4	1.3	1.6 1.7	1.6 1.7	—	—
T5	1.37	2	2	—	2.5
T6	1.65	2	2	2	3
T7	1.97	—	—	—	3.5
T8	2.3	2.5	2.5	2.5	4
T9	2.48	—	—	—	4.5
T10	2.72	3	2.9 3 3.5	3	5
T15	3.26	(3.5)	3.5	—	—
T20	3.84	4	4 4.2 4.5	4	6
T25	4.4	5	4.8 5 5.5	5	7
T27	4.96	—	—	4.5 5	8
T30	5.49	6	6 6.3	6	—
T40	6.6	8	8	8	10
T45	7.77	8	—	8	12
T50	8.79	10	10	10	14

(※) marked figures are in accordance with old JIS standards. W: Refer to the old JIS standards for Whitworth screws. ☆Refer to No. 1 for Truss screws.

Pre-Carded Products

"TRY IT!" series
With a catch phrase of "Try professional tools," we have been releasing a wide range of products in hanger hook packaging for DIY, hardware shops, and chain stores. Colorful and friendly designs.

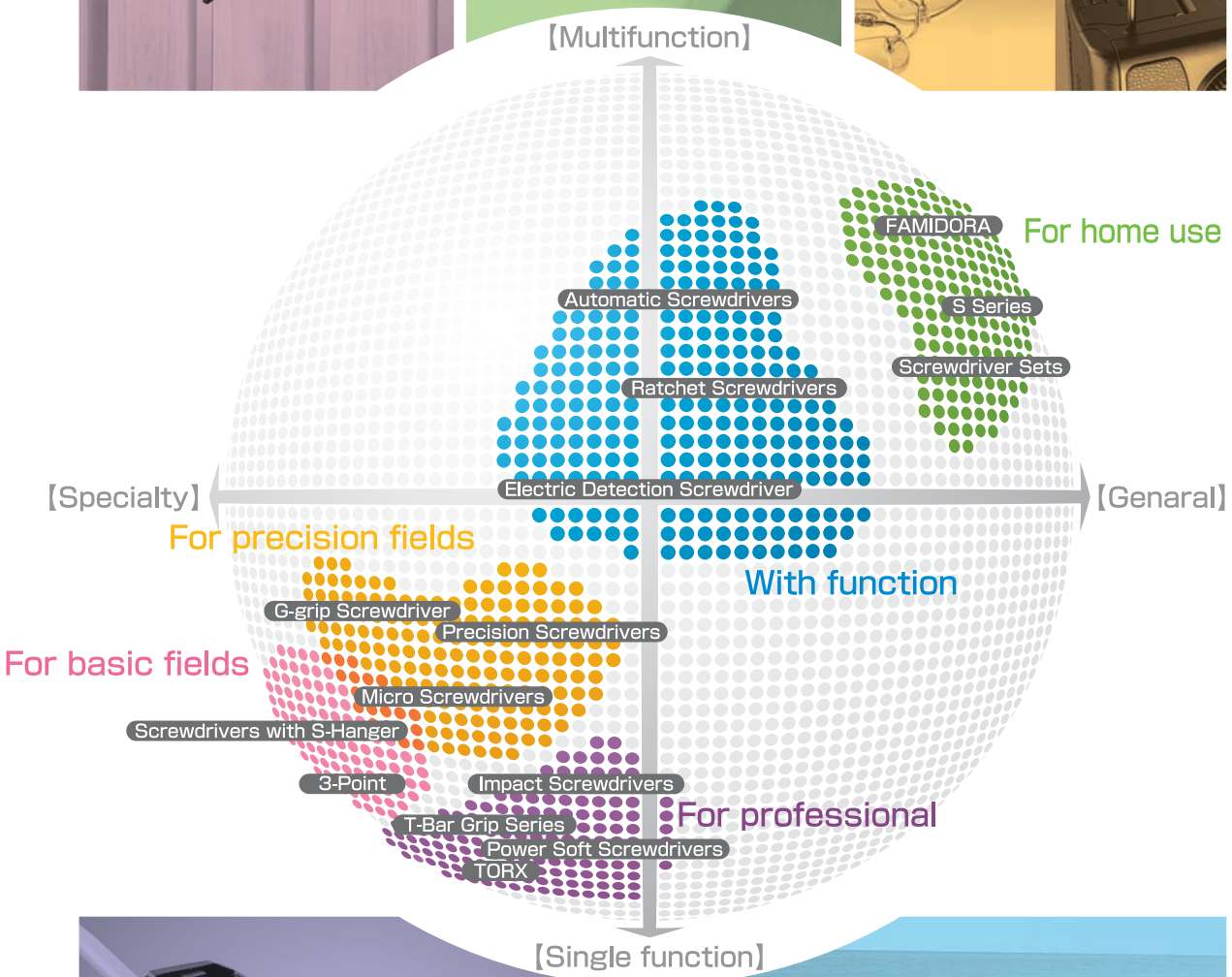



No. TD-800 "FAMIDORA 8" Screwdriver 8-Piece Set Patented

MG Magnetized
⊕⊖ only

●Ergonomic handle that fits in the palm of the hand.
●Fully hardened chrome vanadium steel, high toughness blades.
●Color-coded interchangeable driver blades. Easy to use. Horizontally stored.

Package content	Package size (mm)	JAN code (4907587)	Inner Ctn.	Outer Ctn.
•Handle •Driver blades ⊕0, ⊕1, ⊕2, ⊖2.5, ⊖4, ⊖6, Awl, Pin extractor	160×150×35	061300	10	60

No. TD-410 "FAMIDORA" Reversible Blade Screwdriver Patented

●Ergonomic handle that fits in the palm of the hand. Eye-catching orange color.
●Fully hardened shank, tough magnetic tip. ●1 blade 2 sizes.

Package content	Package size (mm)	JAN code (4907587)	Inner Ctn.	Outer Ctn.
•Handle •Reversible blade ⊕ 2/ ⊖ 6	185×75×31	061515	10	60

No. TD-808 "FAMIDORA W8" Screwdriver Set Patented

MG Magnetized ⊕⊖ only

●Ergonomic handle that fits in the palm of the hand.
●Reversible blades. Each blade has 2-sized ends. Fully hardened alloy steel.

Package content	Package size (mm)	JAN code (4907587)	Inner Ctn.	Outer Ctn.
•Handle •Reversible blades ⊕0/⊖2.5, ⊕1/⊖4, ⊕2/⊖6, Awl/ Pin extractor	126×64×35	061652	10	60

No. TD-110 Cushion 4-Way Stubby ScrewDriver

●Handle stores 2 reversible bits. Can be used for 4 different sizes.
●Soft cushion handle.

Package content	Package size (mm)	JAN code (4907587)	Inner Ctn.	Outer Ctn.
•Cushion grip stubby screwdriver •Holder •Reversible Bits ⊕1/ ⊕2, ⊖5/ ⊖6	135×85×35	061263	10	60

No. TD-812 "FAMIDORA W12" Hex Wrench & Screwdriver Set Patented

MG Magnetized
⊕⊖⬢ only

●Ergonomic handle that fits in the palm of the hand.
●Reversible blades. Each blade has 2-sized ends. Fully hardened alloy steel.
●Transparent case for easy identification from outside.

Package content	Package size (mm)	JAN code (4907587)	Inner Ctn.	Outer Ctn.
•Handle •Reversible blades ⊕0/ ⊖2.5, ⊕1/ ⊖4, ⊕2/ ⊖6, H2/ H2.5, H3/ H4, Awl/ Pin extractor	126×90×35	061669	10	60

Pre-Carded Products



Other Screwdrivers

No.660

No.625001

No.6200W-62

No.2100

Model No.	Package content	Package size (mm)	JAN code (4907587)	Inner Ctn.	Outer Ctn.
660	⊖5/ ⊕2	136×75×36	010162	10	60
625001	No.6250 ⊕2×15, ⊖5×15	100×75×24	061171	—	10
2100	⊖4, ⊖6, ⊕1, ⊕2	180×70×26	010131	10	40
6200W-62	⊖6/ ⊕2	135×75×29	060716	—	10

No. S-12/S-13 S Series

No.S-12

No.S-13

●Easy-to-use tool sets for fastening jobs around the house.

No. S-12 Mighty Tool Set

•T-bar ratchet screwdriver •Magnetic Bit holder •Short Bits ⊕1, ⊕2, ⊕3, ⊖4, ⊖5, ⊖6, H2, H2.5, H3, H4, H5, H6 •Sockets H5, H5.5, H6, H7, H8, H9, H10, H12, H13	240×143×45	010629	10

No. S-13 Handy Tool Set

•T-bar ratchet screwdriver •Magnetic Bit holder •Flexible shank •Short Bits ⊕1, ⊕2, ⊕3, ⊖4, ⊖6, H2, H2.5, H3, H4, H5, H6	240×143×45	010636	10

No. TD-912 Pro W12 Screwdriver Set

MG Magnetized

⊕⊖⬢ only

●Ergonomic handle that fits in the palm of the hand.
●Reversible blades. Each blade has 2-sized ends.
Fully hardened alloy steel blades.

Package content	Package size (mm)	JAN code (4907587)	Outer Ctn.
•Cushion Handle •Driver blades ⊕0/ ⊖2.5, ⊕1/ ⊖4, ⊕2 (ϕ6)/ ⊖6, ⊕2 (ϕ5)/ H5, H3/ H4, Awl/ Pin extractor	130×95×43	061850	30

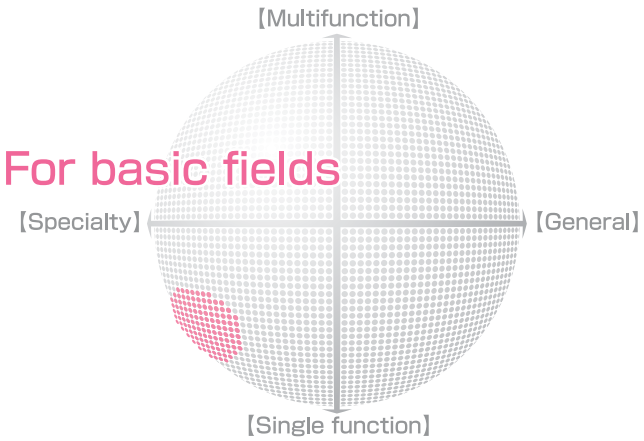

Screwdriver with S-Hanger

Model Name	Model No.	Size	JAN code (4907587)	Outer Ctn.
"MEGADORA" Standard Screwdriver	S-900	⊖ 5.5×75	088055	60
		⊖ 6×100	088062	60
		⊖ 6×150	088079	60
		⊖ 8×150	088086	60
		⊕ 1×75	088017	60
		⊕ 2×100	088024	60
		⊕ 2×150	088031	60
		⊕ 3×150	088048	60
		⊖ 6×400	088109	60
		⊕ 2×400	088093	60
"MEGADORA" Stubby Screwdriver	S-920	⊖ 6×25	088321	30
		⊕ 1×25	088338	30
		⊕ 2×25	088345	30
"MEGADORA" Thin Shank Screwdriver	S-910	⊖ 3×75	088260	30
		⊖ 3×100	088277	30
		⊖ 4×75	088284	30
		⊖ 4×100	088291	30
		⊖ 4×150	088307	30
		⊖ 4×200	088314	30
		⊕ 00×75	088215	30
		⊕ 0×75	088222	30
		⊕ 0×100	088239	30
		⊕ 1×75	088246	30
		⊕ 1×100	088253	30
"MEGADORA" Tang-Thru Screwdriver	S-930	⊖ 5.5×75	088154	60
		⊖ 6×100	088161	60
		⊖ 6×150	088178	60
		⊖ 8×150	088185	60
		⊕ 1×75	088116	60
		⊕ 2×100	088123	60
		⊕ 2×150	088130	60
		⊕ 3×150	088147	60
		⊖ 6×38	088208	60
		⊕ 2×38	088192	60
Ball-Grip Screwdriver	S-220	⊖ 5.5×75	085702	60
		⊖ 5.5×100	085665	60
		⊖ 6×100	085726	60
		⊖ 6×150	085733	60
		⊖ 6×200	085740	60
		⊕ 1×75	085719	60
		⊕ 1×100	085689	60
		⊕ 2×100	085757	60
		⊕ 2×150	085764	60
		⊕ 2×200	085771	60
"CRYSTALINE" Screwdriver	S-6300	⊖ 5.5×75	082206	60
		⊖ 6×100	082213	60
		⊖ 8×150	082237	60
		⊕ 1×75	082275	60
		⊕ 2×100	082282	60
		⊕ 3×150	082299	60
"CRYSTALINE" Screwdriver (Long Shank Type)	S-6300	⊖ 5×150	082312	30
		⊖ 5×200	082329	30
		⊖ 5×250	082336	30
		⊕ 1×150	082343	30
		⊕ 2×150	082374	30
		⊕ 2×200	082381	30
		⊕ 2×250	082398	30
"CRYSTALINE" Screwdriver (Thin Shank Type)	S-6100	⊖ 4×75	082015	30
		⊖ 4×100	082022	30
		⊖ 4×150	082046	30
		⊕ 0×75	082060	30
		⊕ 0×100	082077	30
		⊕ 1×75	082107	30
		⊕ 1×100	082114	30
"CRYSTALINE" Screwdriver (Precision Type)	S-6900	⊖ 2.5×75	082411	60
		⊖ 2.5×100	082428	60
		⊕ 0×75	082435	60
"CRYSTALINE" Screwdriver (Stubby Type)	S-6200	⊖ 6×38	082169	30
		⊕ 1×38	082176	30
		⊕ 2×38	082183	30

3-Point Screwdriver

Patented

⊕ NO.TD-250Y

⬢ NO.TD-220B

⬢ NO.TD-240G

⊕ ⊖ NO.TD-210

⬢ NO.TD-230

MG Magnetized

- 1 tool, 3 sizes in a compact handy form.
- Compact for working in cramped places.
- Y-handle fits in the palm of the hand. Delivers powerful fastening strength.
- Fully hardened chrome vanadium steel bits.

No. TD-250Y 3-Point Cross Screwdriver

Package content	Package size (mm)	JAN code (4907587)	Inner Ctn.	Outer Ctn.
⊕ 1/ ⊕ 2/ ⊕3	120×95×18	009272	10	—

No. TD-220B 3-Point Hex Screwdriver

H2/ H2.5/ H3	120×95×18	009258	10	—

No. TD-240G 3-Point Hex Screwdriver

H4/ H5/ H6	120×95×18	009265	10	—

No. TD-210 3-Point Screwdriver

⊕1/ ⊕2/ ⊖6	135×120×20	061348	10	60

No. TD-230 2-Piece Screwdriver Set of 3 Point TORX

T10H/T15H/T20H, T25H/T30H/T40H	135×140×38	061362	10	60

Pre-Carded Products

MEGADORA IMPACTA

Patent Pending

⊕2×100

⊕2×150

⊕3×150

see P. 005 For further details

Model No.	Size	Package size (mm)	JAN code (4907587)	Inner Ctn.	Outer Ctn.
980	⊕ 2×100	258×40×34	107916	6	60
	⊕ 2×150	303×40×34	107923	6	60
	⊕ 3×150	323×40×36	107930	6	60

Cushion Grip Screwdriver (JAWSFIT type)

No. 600JF
⊕2×100

No. 600JF
⊕2×150

Model No.	Size	Package size (mm)	JAN code (4907587)	Inner Ctn.	Outer Ctn.
600JF	⊕ 2×100	235×39×32	105936	6	60
	⊕ 2×150	285×39×32	105943	6	60

MEGADORA Chisel-Type Screwdriver/ Clip Remover Patented

7×100

9.5×120

CR×120

CR×300

No.970

Model No.	Size	Package size (mm)	JAN code (4907587)	Inner Ctn.	Outer Ctn.
MEGADORA Chisel-Type Screwdriver	7×100	250×36×34	108227	6	60
	9.5×120	275×36×36	108234	6	60
MEGADORA Clip Remover	CR×120	260×36×34	108210	6	60
	CR×300	360×140×34	108784	6	60

5-Piece MEGADORA EU Spec. Screwdriver Set

Model No.	Set content	Package size (mm)	EDP No.	Inner Ctn.
935ISP	No.931E: ⊖1×5.5×100, ⊖1.2×6.5×150 No.930E: ⊕1× 75, ⊕2×100, ⊕3×150	300×170×45	150122	10

Ball-Grip Screwdriver (With holder)
Cushion Grip Screwdriver (With holder)

Model No.	Size	Package size (mm)	JAN code (4907587)	Inner Ctn.	Outer Ctn.
220JFH	⊕ 2×100	275×59×52	105950	6	60
	⊕ 2×150	325×59×52	105967	6	60
220H	⊖ 6×100	275×59×52	105974	6	60
	⊖ 6×150	325×59×52	105981	6	60
600JFH	⊕ 2×150	323×59×50	105639	6	60
600H	⊖ 6×150	323×59×50	105653	6	60

※JAWSFIT tip is used only for Philips screwdrivers.

"NEON" Screwdriver

Patented

Model No.	Size	Package size (mm)	JAN code (4907587)	Inner Ctn.	Outer Ctn.
265	⊕ 2×100	230×40×40	106728	6	60
	⊕ 2×150	285×40×40	106735	6	60
	⊖ 6×100	230×40×40	106704	6	60
	⊖ 6×150	285×40×40	106711	6	60

Free-Turning Cushion Grip Screwdriver

Patented

Model No.	Size	Package size (mm)	JAN code (4907587)	Inner Ctn.
600FW	⊕ 2×150	315×80×45	105554	10
	⊖ 6×150	315×80×45	105578	10

Free-Turning Ball Grip Screwdriver/
Free-Turning Cushion Grip Screwdriver

Patented

Model No.	Size	Package size (mm)	JAN code (4907587)	Inner Ctn.	Outer Ctn.
220F	⊕ 2×100	215×41×39	105400	6	60
	⊕ 2×150	265×41×39	105417	6	60
	⊖ 6×100	215×41×39	105424	6	60
	⊖ 6×150	265×41×39	105431	6	60
600F	⊕ 2×100	230×39×32	105448	6	60
	⊕ 2×150	280×39×32	105455	6	60
	⊖ 6×100	230×39×32	105462	6	60
	⊖ 6×150	280×39×32	105479	6	60

Pre-Carded Products



Ceramic Adjusters

Model No.	Size	Package size (mm)	JAN code (4907587)	Inner Ctn.	Outer Ctn.
9000	⊖0.9×30	190×45×14	006745	10	60
	⊖1.3×30	190×45×14	006707	10	60
	⊖1.8×30	190×45×14	006714	10	60
	⊖2.6×30	190×45×14	006721	10	60
	⊖3.4×15	190×45×14	006769	10	60
	⊕0×30	190×45×14	006738	10	60
	⊕1.7×30	190×45×14	006752	10	60

Precision Micro Screwdriver

Patented

see P. 020 For further details

No. TD-51 No. TD-52 No. TD-53 No. TD-54

No. TD-51 Precision Micro Screwdriver

Size	Package size (mm)	JAN code (4907587)	Inner Ctn.	Outer Ctn.
⊖ 0.7	160×35×14	009289	10	100
⊖ 0.9	160×35×14	009012	10	100
⊖ 1.2	160×35×14	009029	10	100
⊖ 1.8	160×35×14	009036	10	100
⊖ 2.3	160×35×14	009043	10	100
⊖ 3.0	160×35×14	009050	10	100
⊖ 3.5	160×35×14	009067	10	100
⊕ 00	160×35×14	009074	10	100
⊕ 0	160×35×14	009081	10	100
⊕ 1	160×35×14	009296	10	100

No. TD-52 Precision Nutdriver

2.2	160×35×14	009098	10	100
A/F 3.0	160×35×14	009104	10	100
A/F 4.0	160×35×14	009111	10	100
A/F 4.5	160×35×14	009128	10	100
A/F 5.0	160×35×14	009135	10	100
A/F 5.5	160×35×14	009142	10	100

No. TD-53 Precision Hex. Driver

A/F 0.89	160×35×14	009159	10	100
A/F 1.27	160×35×14	009166	10	100
A/F 1.5	160×35×14	009173	10	100
A/F 2.0	160×35×14	009180	10	100
A/F 2.5	160×35×14	009197	10	100

No. TD-54 Watch Band Pin Punch

·●· 0.7	160×35×14	009302	10	100

Precision Screwdriver Set

Patented

see P. 022 For further details

No. TD-55

No. TD-56

No. TD-57

No. TD-58

- Soft-touch cushion grip controls accurate fasteninng.
- Plastic casing makes it easy to carry it around.

Model No.	Model Name	Set content	Package size (mm)	JAN code (4907587)	Inner Ctn.
TD-55	Precision Screwdriver Set	⊖0.9, ⊖1.2, ⊖1.8, ⊖2.3, ⊖3.0, ⊖3.5	140×86×20	009210	10
TD-56	Precision Screwdriver Set	⊖0.9, ⊖1.2, ⊖1.8, ⊖2.3, ⊕00, ⊕0	140×86×20	009227	10
TD-57	Precision Nut driver Set	2.2, A/F3.0, A/F4.0, A/F4.5, A/F5.0, A/F5.5	140×86×20	009234	10
TD-58	Precision Hex.driver Set	A/F0.89, A/F1.27, A/F1.5, A/F2.0, A/F2.5, ⊕00	140×86×20	009241	10

G-grip Screwdriver

Patented

No. 990
⊕1×100
⊕2×100

No. 990
⊕00×75
⊕0×100

No. 990
⊖5×100

No. 990
⊖1.8×50
⊖2.5×75
⊖3×100
⊖4×100

No. 990TX
T3×40
T4×40
T5×40

see P. 020 For further details

Model No.	Size	Package size (mm)	JAN code (4907587)	Inner Ctn.	Outer Ctn.
990	⊕ 00 × 75	188×37×21	008060	12	240
	⊕ 0 ×100	213×37×21	008077	12	240
	⊕ 1 ×100	230×46×38	008084	6	60
	⊕ 2 ×100	230×46×38	008091	6	60
	⊖ 1.8× 50	163×37×21	008015	12	240
	⊖ 2.5× 75	188×37×21	008022	12	240
	⊖ 3 ×100	213×37×21	008039	12	240
	⊖ 4 ×100	213×37×21	008046	12	240
	⊖ 5 ×100	230×46×38	008053	6	60
990TX	T3 × 40	153×37×21	008107	12	240
	T4 × 40	153×37×21	008114	12	240
	T5 × 40	153×37×21	008121	12	240

Micro Screwdriver

⊖1.8×50

⊕00×70
⊖2.5×75

⊕0×75
⊖3×100

⊕0×150
⊖3×150

No. 9900

Size	Package size (mm)	JAN code (4907587)	Inner Ctn.	Outer Ctn.
⊕ 00 × 75	185×27×13	006530	10	120
⊕ 0 ×100	210×27×13	006547	10	120
⊕ 0 ×150	260×27×13	006554	10	120
⊖ 1.8× 50	160×27×13	006561	10	120
⊖ 2.5× 75	185×27×13	006509	10	120
⊖ 3 ×100	210×27×13	006516	10	120
⊖ 3 ×150	260×27×13	006523	10	120

ONE POINT

Cushion grip for better tightening efficiency

Fits the fingers and makes it easy to conduct tight-fastening and delicate adjustment.

Slide the grip cushion to the handle end for fast turning.

3-Piece Micro Screwdriver Set

No. 9902 **No. 9903**

Model No.	Set content	Package size (mm)	JAN code (4907587)	Inner Ctn.	Outer Ctn.
9902	⊕00×75, ⊕0×100, ⊖1.8×50	235×70×15	010322	5	30
9903	⊕00×75, ⊖2.5×75, ⊖3×100	235×70×15	010315	5	30

Pre-Carded Products

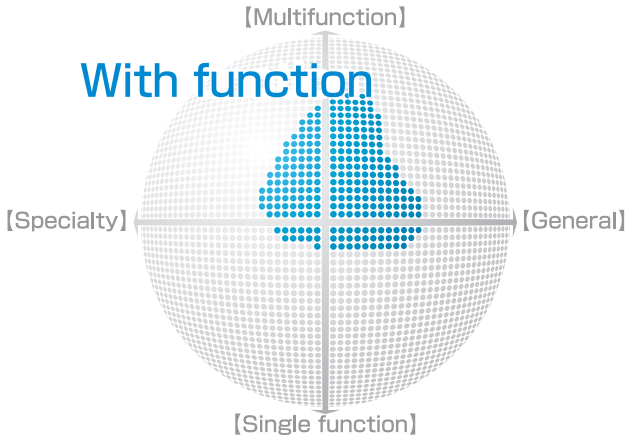

No. TD-80 T-Bar Ratchet Screwdriver

●Ratchet driving mechanism allows you to turn a screw without having to adjust your grip.

Set content	Package size (mm)	JAN code (4907587)	Outer Ctn.
•T-bar ratchet screwdriver •Bit belt holder •Bits ⊕1, ⊕2, ⊕3, ⊖4, ⊖6	170×105×28	061232	40

No. TD-81 Power Ratchet Screwdriver

No. TD-81R No. TD-81G No. TD-81B

see P. 025 For further details

Model No.	Set content	Package size (mm)	JAN code (4907587)	Inner Ctn.
TD-81R	⊕1/ ⊖4, ⊕2/ ⊖6×25.4	115×73×34	008213	10
TD-81G	⊕1/ ⊖4, ⊕2/ ⊖6×25.4	115×73×34	008220	10
TD-81B	⊕1/ ⊖4, ⊕2/ ⊖6×25.4	115×73×34	008237	10

Rachet Screwdriver

No. 820W-23 No. 830-MG4 No. 820FX-4

Model No.	Set content	Package size (mm)	JAN code (4907587)	Inner Ctn.	Outer Ctn.
820FX-4	⊕1, ⊕2, ⊖4, ⊖6	235×80×28	073518	5	30
820W-23	⊕2/ ⊕3	135×70×28	073501	10	60
830-MG4	⊕1, ⊕2, ⊕3, ⊖6	235×70×28	073600	5	30

Car Battery Screwdriver/ Water Faucet Screwdriver

see P. 040 For further details

No. 5700BD No. 5700WP

see P. 015 For further details

Model No.	Model Name	Package size (mm)	Weight (g)	JAN code (4907587)	Inner Ctn.
5700BD	Car Battery Screwdriver	182×40×30	76	073655	6
5700WP	Water Faucet Screwdriver	182×40×30	78	073662	6

"PETA-RACHE" Flat-shaped Ratchet Screwdriver Patent Pending

No. TD-74 No. TD-75 No. TD-76 No. TD-77 No. TD-78 No. TD-79

see P. 025 For further details

●The head part is as thin as 18mm. Handy with its compact body.

No. TD-74 Flat-shaped Ratchet Screwdriver

Set content	Package size (mm)	Weight (g)	JAN code (4907587)	Inner Ctn.
•Sraight type •Bits: ⊕1, ⊕2, ⊖6×18mm	160×35×21	62	008275	10

No. TD-75 Flat-shaped Ratchet Screwdriver

•Sraight type •Bits: ⊕1, ⊕2, ⊕2, ⊕3, ⊖4, ⊖6×18mm •Bit holder	160×50×21	76	008282	10

No. TD-76 Flat-shaped Ratchet Screwdriver

•Sraight type •Bits: ⊕1, ⊕2, ⊕2, ⊕3, ⊖4, ⊖6, H2.5, H3, H4, H5, H6×18mm •Bit holder	160×50×21	98	008299	10

No. TD-77 Flat-shaped Ratchet Screwdriver

•Angled type •Bits: ⊕1, ⊕2, ⊖6×18mm	160×35×21	62	008305	10

No. TD-78 Flat-shaped Ratchet Screwdriver

•Angled type •Bits: ⊕1, ⊕2, ⊕2, ⊕3, ⊖4, ⊖6×18mm •Bit holder	160×50×21	76	008312	10

No. TD-79 Flat-shaped Ratchet Screwdriver

•Angled type •Bits: ⊕1, ⊕2, ⊕2, ⊕3, ⊖4, ⊖6, H2.5, H3, H4, H5, H6×18mm •Bit holder	160×50×21	98	008329	10

"PETA-RACHE" 18mm Replacement Bits

No. TD-BS5 No. TD-BS6

No. TD-BS5

Set content	Package size (mm)	Weight (g)	JAN code (4907587)	Inner Ctn.
⊕1, ⊕2, ⊕3, ⊖4, ⊖6 ×18mm, Bit holder	120×45×23	13	061911	10

No. TD-BS6

H2.5, H3, H4, H5, H6 ×18mm, Bit holder	120×45×23	13	061928	10

Flat Plate Ratchet Screwdriver

No. TD-73MC No. TX-12MC No. TD-70 No. TD-71 No. TD-72

●Thin ratchet handle for working in cramped places.

No. TD-73MC Plate Rachet Screw Catcher

Set content	Package size (mm)	JAN code (4907587)	Outer Ctn.
•Plate ratchet screwdriver •Bit belt holder •Magnetic Screw Holder •Bits: ⊕1, ⊕2, ⊕3, ⊖4, ⊖6, H2.5, H3, H4, H5, H6	190×85×27	061799	40

No. TX-12MC Plate Rachet/Magnetic Screw Catcher (TORX)

•Plate ratchet screwdriver •Bit belt holder •Magnetic Screw Holder •Bits: T8H, T10H, T15H, T20H, T25H, T27H, T30H, T40H, ⊕2, ⊖6	190×85×27	061997	10

No. TD-70 Flat Plate Ratchet Screwdriver Set

•Plate ratchet screwdriver •Bit belt holder •Bits: ⊕1, ⊕2, ⊕3, ⊖4, ⊖6, H2.5, H3, H4, H5, H6	190×85×27	061225	40

No. TD-71 Flat Plate Ratchet Screwdriver

•Plate ratchet screwdriver •Bits: ⊕2	190×85×27	061775	40

No. TD-72 Flat Plate Ratchet Screwdriver Set

•Plate ratchet screwdriver •Bits: ⊕2 •Sockets: A/F 5.5, 7, 8, 10 •Socket holder	190×85×27	061744	40

No. TD-BS Spare Bit Set

No. TD-BS1 (Cross/Plain) No. TD-BS2 (Hex) No. TD-BS3 (Torx) No. TD-BS4 (Socket)

Applicable models
TD-70/ TD-71/ TD-72/ TD-73MC/ TD-80/ TD-150/ TD-160
S-12/ S-13/ TX-10/ TX-11/ TX-12MC
830MG-4/ 840/ 840L

Applicable models
TD-70/ TD-71/ TD-72
TD-170
TX-11/ TD-73MC
TX-12MC

No. TD-BS1 Spare Bit Set (Cross/Plain)

Set content	Package size (mm)	JAN code (4907587)	Inner Ctn.
⊕1, ⊕2, ⊕3, ⊖4, ⊖6 ×25.4mm Bit belt holder	120×45×23	061805	10

No. TD-BS2 Spare Bit Set (Hex)

A/F 2.5, 3, 4, 5, 6 ×25.4mm Bit belt holder	120×45×23	061812	10

No. TD-BS3Spare Bit Set (Torx)

T10H, T15H, T20H, T25H, T30H ×25.4mm Bit belt holder	120×45×23	061829	10

No. TD-BS4 Spare Socket Set (Socket)

A/F 5.5, 7, 8, 10 Bit belt holder	120×45×23	061836	10

Pre-Carded Products

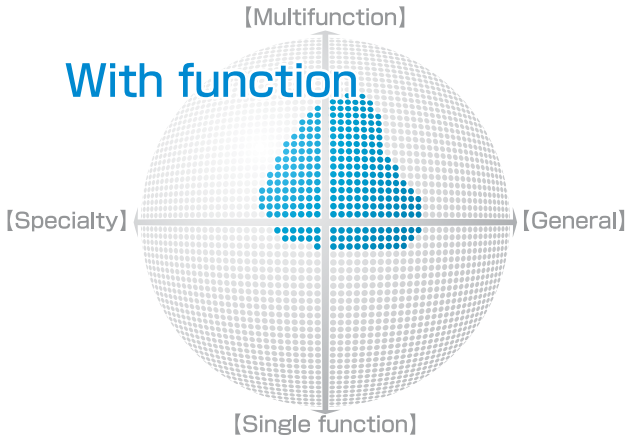

Impact Screwdriver

No. 230001

No. 240001

No. 250001

No. 260002

Model No.	Set content	Package size (mm)	JAN code (4907587)	Outer Ctn.
230001	⊕1, ⊕2, ⊕3, ⊖5, ⊖6, ⊖7	225×110×45	061164	5
240001	⊕2×36/80, ⊕3×36/80 ⊕4×36, ⊖10×36	205× 60×60	061126	5
260002	⊖5, ⊖6, ⊖7, ⊕1, ⊕2, ⊕3	225×110×33	061188	5
250001	⊖10, ⊕2, ⊕3, ⊕4	325× 80×38	060921	5

Voltage Detection Screwdriver

No. 130005

No. 130006

No. 83L

No. 82L

No. 80L

see P. 027 For further details

Model No.	Set content	Package size (mm)	JAN code (4907587)	Inner Ctn.	Outer Ctn.
130005	⊖4, ⊖6, ⊕1, ⊕2, H5.5, Awl	185×105×32	060600	—	10
130006	⊖3, ⊖4, ⊖6, ⊕1, ⊕2, Awl	185×105×32	060617	—	10
83L	—	185× 70×16	013033	10	—
82L	—	185× 70×16	013026	10	—
80L	—	146× 40×14	013101	10	60

Impact Screwdriver Bit

Mounting quantity: 1

Model No.	Set content	Package size (mm)	JAN code (4907587)	Outer Ctn.
C502125	⊕2×125	170×42	345653	10
C503125	⊕3×125	170×42	345660	10
C506125	⊖6×125	170×42	345677	10
C512036	⊕2× 36	170×42	345172	10
C513036	⊕3× 36	170×42	345189	10
C518036	⊖8× 36	170×42	345196	10
C553125	⊕3×125	170×42	345219	10
C556125	⊖6×125	170×42	345226	10

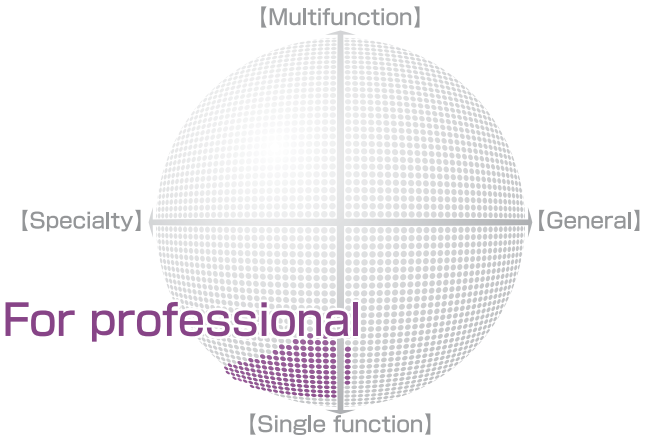

T-Bar Grip Series



MG Magnetized

No. TD-150

MG Magnetized

No. TD-160

No. TD-170

●T-bar handle for powerful fastening

No. TD-150 T-Bar Screwdriver Set

Set content	Package size (mm)	JAN code (4907587)	Inner Ctn.	Outer Ctn.
•T-Bar Screwdriver •Bit belt holder •Bits: ⊕1, ⊕2, ⊕3, ⊖4, ⊖6, H2.5, H3, H4, H5, H6	235×115×27	061317	5	30

No. TD-160 T-Bar TORX Screwdriver Set

•T-Bar Screwdriver •Bit belt holder •TORX Bits: T8H, T10H, T15H, T20H, T25H, T27H, T30H, T40H •Bits: ⊕2, ⊖6	235×115×27	061324	5	30

No. TD-170 T-Bar Socket Screwdriver Set

•T-Bar Screwdriver •Socket holder •Sockets: H5, H5.5, H6, H7, H8, H9, H10, H12, H13	235×115×27	061331	5	30

Screwdriver holder (for 2 pieces)

No. DH-2R

No. DH-2K

Model No.	Color	Package size (mm)	JAN code (4907587)	Inner Ctn.
DH-2R	Red	95×370×60	077431	6
DH-2K	Black	95×370×60	077455	6

Pre-Carded Products



Long Square Shank Screwdriver



No. 6603 No. 6603A

Model No.	Size	Package size (mm)	JAN code (4907587)	Outer Ctn.
6603	⊖ 9×450	610×28.5×28.5	013217	6
	⊕ 2×450	610×28.5×28.5	013224	6
	⊕ 3×450	610×28.5×28.5	013231	6
6603A	No.6603 ⊖ 9、⊕ 2、⊕ 3	710×150×29	013200	10

Torque Screwdriver

No. TRD-15IP

No. BTX-20

see P. 034 For further details

Torque Screwdriver Set

Model No.	Set content	Package size (mm)	JAN code (4907587)	Outer Ctn.
TRD-15IP	TRD-15, 6IP, 7IP, 8IP, 9IP, L-Wrench	215×40×40	030016	10
TRD-15TX	TRD-15, T6, T7, T8, L-Wrench	215×40×40	030023	10
TRD-30TP	TRD-30, T10, T15, 10IP, 15IP, L-Wrench	215×40×40	030115	10
TRD-54TP	TRD-54, T15, T20, 15IP, L-Wrench	215×40×40	030214	10

Torque Screwdriver Handle

Model No.	Package size (mm)	JAN code (4907587)	Outer Ctn.
TRD-15	215×40×40	030313	10
TRD-30	215×40×40	030320	10
TRD-54	215×40×40	030337	10

Blades for Torque Screwdrivers

Model No.	Package size (mm)	JAN code (4907587)	Outer Ctn.
BTX06	205×35×17	031068	10
BTX07	205×35×17	031075	10
BTX08	205×35×17	031082	10
BTX10	205×35×17	031105	10
BTX15	205×35×17	031112	10
BTX20	205×35×17	031129	10
TORX			
B06IP	205×35×17	030566	10
B07IP	205×35×17	030573	10
B08IP	205×35×17	030580	10
B09IP	205×35×17	030597	10
B10IP	205×35×17	030603	10
B15IP	205×35×17	030610	10
BPH01	205×35×17	031310	10
BPH02	205×35×17	031327	10
BPH03	205×35×17	031334	10
BHX15	205×35×17	031211	10
BHX20	205×35×17	031228	10
BHX25	205×35×17	031235	10
BHX30	205×35×17	031242	10
BHX40	205×35×17	031259	10
BHX50	205×35×17	031266	10

TORX Screwdriver

No. TX-10

No. TX-11

No. TX-12MC

No. 8500TX
T6～T20

No. 8500TX
T25～T40

No. 8507TX

Model No.	Set content	Package size (mm)	JAN code (4907587)	Outer Ctn.
TX-10	•Handle •Bit belt holder •Bit: T10H, T15H, T20H, T25H, T27H, T30H, T40H, ⊕2, ⊕3, ⊖6	235×100×31	062000	10
TX-11	•Plate ratchet screwdriver •Bit belt holder •Bit: T8H, T10H, T15H, T20H, T25H, T27H, T30H, T40H, ⊕ 2, ⊖ 6	190×85×27	062017	10
TX-12MC	•Plate ratchet screwdriver •Magnetic Screw Holder •Bit belt holder •Bit: T8H, T10H, T15H, T20H, T25H, T27H, T30H, T40H, ⊕ 2, ⊖ 6	190×85×27	061997	10

Model No.	Set content	Package size (mm)	JAN code (4907587)	Outer Ctn.
8500TX	T6	110×45× 5	062161	10
	T7	110×45× 5	062178	10
	T8	110×45× 5	062185	10
	T9	110×45× 5	062192	10
	T10	110×45× 5	062208	10
	T15	110×45× 5	062215	10
	T20	110×45× 5	062222	10
	T25	145×55× 8	062239	10
	T27	145×55× 8	062246	10
	T30	145×55× 8	062253	10
	T40	145×55× 8	062260	10
8507TX	T10, T15, T20, T25, T27, T30, T40	135×65×17	062277	10

ONE POINT TORX®

The basic shape is a 6-pointed star formed with ear-lobular shaped curves.
Compared to recessed hexagon heads, drive efficiency is higher as torque is smoothly and assuredly transmitted to the screw while "CAM-OUT" is eliminated.

TORX is a registered trademark of Acument TM Intellectual Properties, LLC (USA).
VESSEL has a manufacturing license in Japan and selling same to the world.

Pre-Carded Products



Thread Thru Stud Wrench/ Tapered file

No. ZW-3
No. ZW-4

No. 8

Model No.	Size	Package size (mm)	JAN code (4907587)	Outer Ctn.
8	—	270× 75×12	017208	10
ZW-3	Thread part: 3/8	202× 64×27	017116	10
ZW-4	Thread part: 1/2	202× 64×27	017123	10

see P. 030 For further details

"RAINBALL" L-wrenches

Patented

A/F 1.5
A/F 2
A/F 2.5
A/F 3
A/F 4

A/F 5
A/F 6

A/F 8
A/F 10

No. 8806BP

No. 8809BP

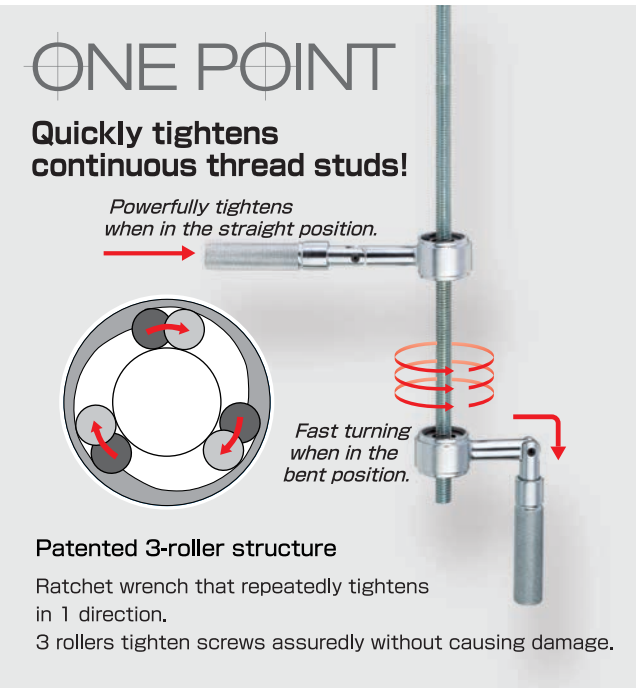

No. 8800BP

Size	Package size (mm)	JAN code (4907587)	Inner Ctn.
A/F 1.5	160×45× 5	014719	10
A/F 2	160×45× 5	014726	10
A/F 2.5	160×45× 5	014733	10
A/F 3	160×45× 5	014740	10
A/F 4	160×45× 5	014757	10
A/F 5	200×60× 8	014764	10
A/F 6	200×60× 8	014771	10
A/F 8	235×75×14	014788	5
A/F 10	235×75×14	014795	5

Model No.	Set content	Package size (mm)	JAN code (4907587)	Inner Ctn.
8806BP	No. 8800BP A/F 1.5, 2, 2.5, 3, 4, 5	200× 80×16	014801	5
8809BP	No. 8800BP A/F 1.5, 2, 2.5, 3, 4, 5, 6, 8, 10	245×105×27	014818	5

"PETADORA" L-shaped Offset Screwdriver

No. TD-61

No. TD-63

see P. 031 For further details

No. TD-61

Size	Package size (mm)	Weight (g)	JAN code (4907587)	Inner Ctn.	Outer Ctn.
⊖ 6	160×35×14	38	008381	10	100
⊕ 1	160×35×14	27	008350	10	100
⊕ 2	160×35×14	36	008367	10	100

No. TD-63

A/F 2.5	160×35×14	27	008398	10	100
A/F 3	160×35×14	27	008404	10	100
A/F 4	160×35×14	28	008411	10	100
A/F 5	160×35×14	37	008428	10	100

Offset Screwdriver

Model No.	Set content	Package size (mm)	JAN code (4907587)	Outer Ctn.
251526	No.25 ⊖6/ ⊕2, ⊖5/ ⊕1	210×70×10	061157	20

"PETADORA" Z-shaped Offset Screwdriver

see P. 031 For further details

No. TD-64

Size	Package size (mm)	Weight (g)	JAN code (4907587)	Inner Ctn.	Outer Ctn.
⊕ 1/ ⊕ 2	160×35×12	26	008435	10	100
⊕ 2/ ⊖ 6	160×35×12	36	008442	10	100

Pre-Carded Products

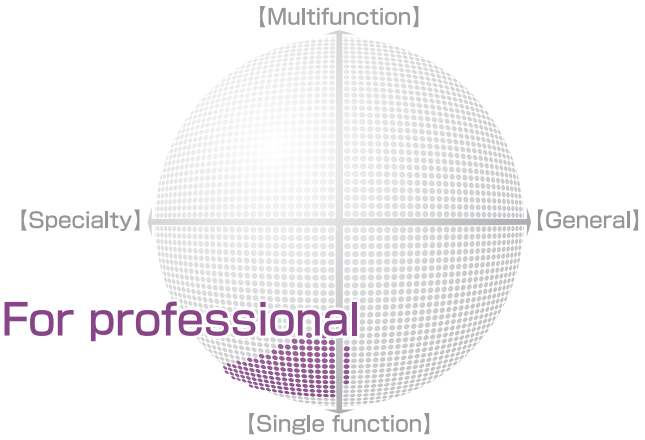

Double Action VA cable stripper

Patent Pending

see P. 039 For further details

Model No.	Wire size	Package size (mm)	JAN code (4907587)	Outer Ctn.
3100VA-1	PVC cables (VVF/ VA cables) PE cables (EM-EEF/ Eco cables) ϕ 1.6mm duplex/ ϕ 2.0mm duplex ϕ 1.6mm triplex/ ϕ 2.0mm triplex	250×130×63	014122	5

Wire Stripper

No. 300001

No. 300002

No. 300005

No. 300007

No. 300008

Model No.	Wire diameter and nominal sectional area	Package size (mm)	JAN code (4907587)	Outer Ctn.
300001	0.5/1.2/1.6/2.0mm (For solid wire)	250×110×38	060761	5
300002	1.0/1.6/2.0/2.6/3.2mm (For solid wire)	250×110×38	060778	5
300005	0.9/1.25/2.0/3.5/5.5mm² (For strand wire)	250×110×38	060792	5
300007	1.6mm×2-wire/2.0mm×2-wire (For VA, IV wire)	250×110×38	061133	5
300008	3.8/5.6mm/ core wire (For 3C2V, 5C2V coaxial cable)	250×110×38	061140	5

Wire Stripper

No. 3500E-1

No. 3500E-2

No. 3700KR

Model No.	Strip Capacity	Package size (mm)	JAN code (4907587)	Inner Ctn.	Outer Ctn.
3500E-1	AWG 24/22/20/18/16/14/12	220×75×13	014108	5	30
3500E-2	AWG 30/28/26/24/22/20/18	220×75×13	014115	5	30
3700KR	Seath O/ D 4.5~26mmϕ	180×75×31	014627	1	—

Electrician Knife

Patented

No. VDK-1

No. VDK-5

Model No.	Package size (mm)	JAN code (4907587)	Outer Ctn.
VDK-1	270×70×60	017154	10
VDK-5	270×70×60	017093	10

Bits & Sockets

After starting out as a manufacturer specializing in screwdrivers, VESSEL began developing industrial bits in 1954, and also established itself as specializing in the manufacture of bits.
With more than 50 years of experience in this field, we have a full range of products and the know-how to meet even the most demanding needs of our professional users.
In addition, we are dedicated to the further evolution of screw tightening technology and increased reliability as we continue to develop original "conception products" through technological innovation.

064~066 067	064~065 067	064~065 067	064/066	064~065 067				Precision Bits
			067					Bit Holders
070~073 075	072	072/075		073/075	072	071		Type A Industrial Bits
			073~074					Type A Industrial Sockets
078~080	079	078~079		078~080		080	080	Type B Industrial Bits
			080~081					Type B Industrial Sockets
082~083	082~083			083				Impact Driver Bits/ Automatic Spiral Ratchet Driver Bits/ Short Bits
086~097	088~091 095/ 097	090~091 094~095	089 092 094 096	090~091	088 091 094			Construction Bits Problem Solver

About ISO

ISO 9001

All manufacturing divisions have begun the process of earning certification under the ISO 9000 series of quality management system standards.



ISO 14001

We obtained ISO 14001 in August 2010.
VESSEL will further strive to offer eco-friendly products, aiming at minimizing the environmental burden as a manufacturing group.



CONTENTS

062

067

068

073

076

080

082

084

Construction Sockets
GO-TAN Series 098

Drills & Drill Chucks 106

Selection of the Proper Heat Treatment

VESSEL industrial bits are classified according to five main heat treatment classes based on our long-time research data.
The selection of the proper heat treatment is important in securing the longest life for bits, but it may require some trial and error to select the proper heat treatment for a particular application.

Selection of the Proper Heat Treatment

In general, if your bits tend to get broken or chip-off, a bit with less hardness such as "G" will be selected. If your bits wear quickly, choose a harder bit such as "H" or "X".

Bit hardness

High X H G E S Low

HEAT TREATMENT CLASS	SCREWS TO BE FASTENED	TYPE OF FIELD
X HIGHEST HARDNESS	PRECISION SCREWS, AUTOMATIC MOUNTING SCREWS, CONNECTING SCREWS	ASSEMBLY OF PRECISE EQUIPMENT, AUTOMATIC MACHINE SCREWING OF LIGHT ELECTRICAL APPLIANCE, HOUSING
H HIGH HARDNESS	WOOD SCREWS, MACHINE SCREWS, SELF-TAPPING SCREWS, SELF-DRILLING SCREWS	ASSEMBLY OF LIGHT ELECTRICAL APPLIANCE & AUDIO EQUIPMENT, BUILDING & WOODWORKING
G STANDARD HARDNESS	TAPPING SCREWS MACHINE SCREWS	ASSEMBLY OF CAR, MACHINE PARTS & WINDOW DOOR SASHES

VESSEL supplies "E" and "S" -type bits with low hardness for heavy works.
They are ideal for the tools with high impact.
※The price may differ if the hardness is different.

Precision Bits

High precision bits for precision fields such as computers,
OA equipment, HDDs, acoustic equipment VTRs, and optical equipment.
High precision axial runout tolerance suitable
for automated screw-tightening robots working in μ units.

High Precision Bit Tips
Bits with 4mm and 5mm shafts for use with a wide variety of small, electric drivers.
Our strong, durable bits undergo actual work tests, damage tests,
and repeated fatigue tests during the manufacturing process.
In our quest for ever-greater reliability, we employ torque analysis
and screw-engagement checks that result in ultra high precision bit tips.



Applicable Models

Shape	Model NO.	Page	Applicable models (Torque Control Screwdriver / Electric S/D (Precision type))
H 5 mm	B34	065	Hios VZ-1812·1812PS·1820·1820PS·3007·3007PS·3012·3012PS·3012·3012PS Delvo DLV-3121·3131·3141·3151·7120·7130·7140·7220·7231·7241·8120·8130·8140·8220·8231·8241·7122·7132·7142·7222·7232·7242·8122·8132·8142·8222·8232·8242·30LL·30SL·30HL Panasonic FE-A310S·A310MH·A310L·A111L·A111MH·A111M·A710AXN·A710MHN Kanon 9K-130P·140P·130PF·131L·131LF·131P·131PF, 3K-120L·180L·180LF·120P·180P·180PF, 5KD-200·300
	N		
	B44	066	
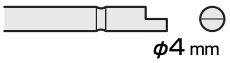 ϕ4 mm	D71	064	Delvo DLV-3321·3331·5820·5840·7020·7030·7031·7313·7319·7321·7323·7325·7329·7331·7333·7335·7339·7349·7410·7419·7420·7429·7810·7820·8020·8030·8031
	D72		
ϕ4 mm	D73	064	Hios BL-3000·5000 CL-2000·3000·3000PS·4000·4000PS CLF-3000·4000 α-4500·4500PS·5000·5000PS αF-4500·5000 SS-2000·3000·3000PS·4000·4000PS VZ-1510·1510PS CD-4000·4000PS·5000·5000PS Kanon 3K-110L·110P、2KD-100·200·300
ϕ5 mm	D76	065	Hios BL-7000 CL-6000·6000PS·6500·6500PS·7000·7000PS CLF-6000·6500·7000 α-6500·6500PS, αF-6500, SS-6500·7000 VZ-1812·1812PS·1820·1820PS·3007·3007PS·3012·3012PS CD-6000·6000PS·7000·7000PS BL-7000 VZ-1812·1812PS·1820·1820PS·3007·3007PS·3012·3012PS, CL-6000·6000PS·6500·6500PS, α-6500·6500PS are 5mm dual-HEX type. B34, B44, and N type bits can be used.
ϕ2.6 mm	D82	065	Panasonic NM-101·101L

We have given extra care to the axial runout of the shafts to ensure they are suitable for automatic screw tightening work. We have achieved a low axial runout of within 0.3mm for standard products up to 60mm in length, and can meet demands for even lower axial runout.



Types of screw drive and the standards

JIS No. 0 Japanese Industrial Standards (JISB4633)

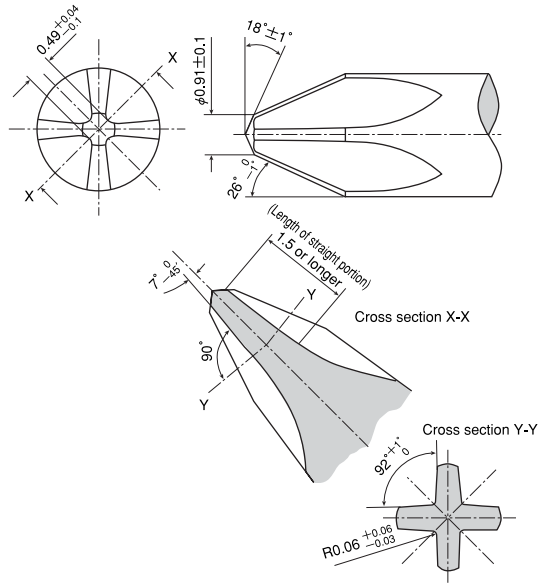

JCIS No. 0 Japan International Cooperation System (JCIS9-70)

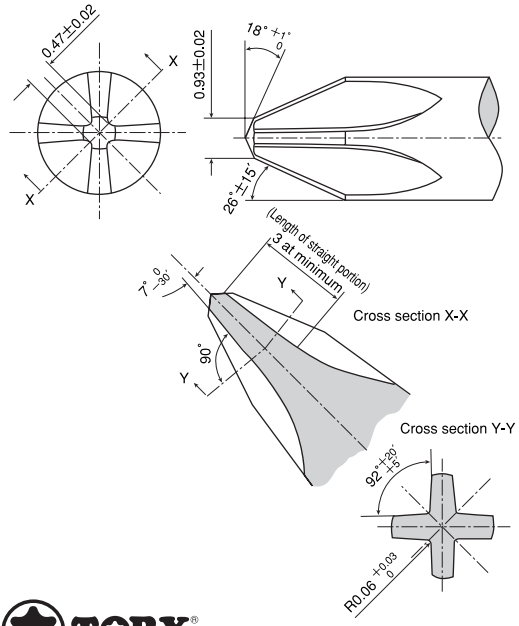

TORX®

TORX is a registered trademark of Acument TM Intellectual Properties, LLC (USA). VESSEL has a manufacturing license in Japan and selling same to the world.

TORXplus®

TORX plus is a registered trademark of Acument TM Intellectual Properties, LLC (USA). VESSEL has a manufacturing license in Japan and selling same to the world.

SUPADRIV®

SUPADRIV system is patented and registered as the trademark of EIS corp. in U.K. We at VESSEL CO., INC. has a manufacturing license in Japan and selling same to the world.

POZIDRIV®

POZIDRIV system is patented and registered as the trademark of EIS corp. in U.K. We at VESSEL CO., INC. has a manufacturing license in Japan and selling same to the world.

Precision Bits

No. D71 Bit

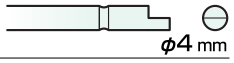

φ4 mm

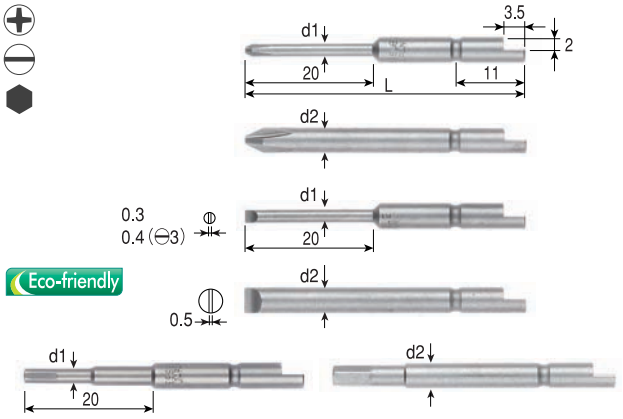

Eco-friendly

Size Tip×Overall Length (mm)	d1 (mm)	d2 (mm)	Inner Ctn.	Outer Ctn.
⊕ 00 ×1.5×44	1.5	—	10	200
64	1.5	—	10	200
⊕ 0 ×2 ×44	2.0	—	10	200
64	2.0	—	10	200
⊕ 0 ×2.5×44	2.5	—	10	200
64	2.5	—	10	200
⊕ 1 ×3 ×44	3.0	—	10	200
64	3.0	—	10	200
⊕ 1 ×4 ×44	—	4.0	10	200
64	—	4.0	10	200
⊕ 2 ×4 ×44	—	4.0	10	200
64	—	4.0	10	200
⊖ 2 ×0.3×44	2.0	—	10	200
⊖ 2.5×0.3×44	2.5	—	10	200
⊖ 3 ×0.4×44	3.0	—	10	200
⊖ 4 ×0.5×44	—	4.0	10	200
A/F 1.5×2 ×44	2.0	—	10	200
A/F 2 ×3 ×44	3.0	—	10	200
A/F 2.5×3 ×44	3.0	—	10	200
A/F 3 ×4 ×44	—	4.0	10	200

No. D71 TORX Bit



Eco-friendly

Size Tip×Overall Length (mm)	mm	d1 (mm)	Inner Ctn.	Outer Ctn.
T1 ×44	0.84	1.5	10	200
T2 ×44	0.94	1.5	10	200
T3 ×44	1.12	1.7	10	200
T4 ×44	1.3	1.8	10	200
T5 ×44	1.37	2.0	10	200
T6 ×44	1.65	2.5	10	200
T7 ×44	1.97	2.5	10	200
T8 ×44	2.3	3.0	10	200
T9 ×44	2.48	3.0	10	200
T10×44	2.72	3.0	10	200

No. D72 Socket Bit



Eco-friendly

ℓ…A/F 4、4.5：10 mm
A/F 5、5.5：15 mm

Size Tip×Overall Length (mm)	d1 (mm)	d2 (mm)	Inner Ctn.	Outer Ctn.
A/F 4 ×44	7	3	10	100
A/F 4.5×44	7	3	10	100
A/F 5 ×44	8	4	10	100
A/F 5.5×44	8	4	10	100

No. D73 Bit

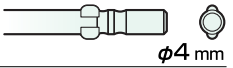

φ4 mm

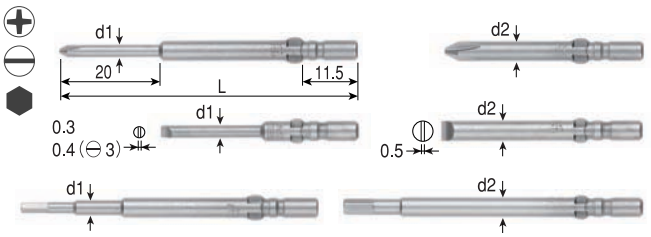

Eco-friendly

Size Tip×Overall Length (mm)	d1 (mm)	d2 (mm)	Inner Ctn.	Outer Ctn.
⊕ 00 ×1.2×40	1.2	—	10	100
⊕ 00 ×1.5×40	1.5	—	10	100
60	1.5	—	10	100
⊕ 00 ×2 ×40	2.0	—	10	100
60	2.0	—	10	100
⊕ 0 ×1.4×40	1.4	—	10	100
60	1.4	—	10	100
⊕ 0 ×1.7×40	1.7	—	10	100
60	1.7	—	10	100
⊕ 0 ×2 ×40	2.0	—	10	100
60	2.0	—	10	100
80	2.0	—	10	100
100	2.0	—	10	100
⊕ 0 ×2.5×40	2.5	—	10	100
60	2.5	—	10	100
80	2.5	—	10	100
100	2.5	—	10	100
⊕ 1 ×3 ×40	3.0	—	10	100
⊕ 1×3×20×60	3.0	—	10	100
80	3.0	—	10	100
100	3.0	—	10	100
120	3.0	—	10	100
⊕ 1 ×4 ×40	—	4.0	10	100
60	—	4.0	10	100
⊕ 2 ×4 ×40	—	4.0	10	100
60	—	4.0	10	100
80	—	4.0	10	100
100	—	4.0	10	100
120	—	4.0	10	100
⊖ 2 ×0.3×40	2.0	—	10	100
⊖ 2.5×0.3×40	2.5	—	10	100
⊖ 3 ×0.4×40	3.0	—	10	100
⊖ 4 ×0.5×40	—	4.0	10	100
A/F 1.5×2 ×60	2.0	—	10	100
A/F 2 ×3 ×60	3.0	—	10	100
A/F 2.5×3 ×60	3.0	—	10	100
A/F 3 ×4 ×60	—	4.0	10	100

No. D73 TORX Bit



Eco-friendly

Size Tip×Overall Length (mm)	mm	d1 (mm)	Inner Ctn.	Outer Ctn.
T1 ×40	0.84	1.5	10	100
T2 ×40	0.94	1.5	10	100
T3 ×40	1.12	1.7	10	100
T4 ×40	1.3	1.8	10	100
T5 ×40	1.37	2.0	10	100
60	1.37	2.0	10	100
T6 ×40	1.65	2.5	10	100
60	1.65	2.0	10	100
T7 ×40	1.97	2.5	10	100
T8 ×40	2.3	3.0	10	100
T9 ×40	2.48	3.0	10	100
T10×40	2.72	3.0	10	100

For applicable models >>> 063 page

No. D76 Bit

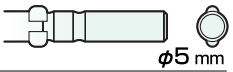

φ5 mm

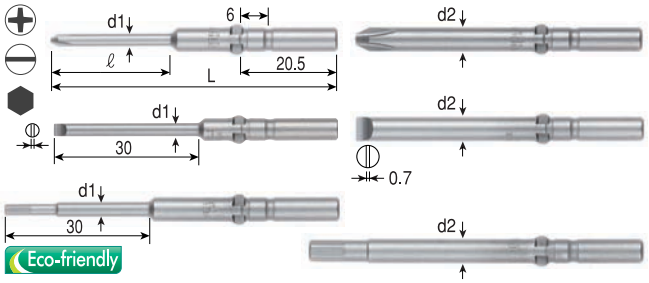

Eco-friendly

Size Tip×Overall Length (mm)	ℓ (mm)	d1 (mm)	d2 (mm)	Inner Ctn.	Outer Ctn.
⊕ 00 ×2 ×60	20	1.5	—	10	100
⊕ 0 ×2.5×60	25	2.5	—	10	100
⊕ 1 ×3 ×60	30	3.0	—	10	100
⊕ 1×3×30×80	30	3.0	—	10	100
⊕ 1 ×5 ×60	30	5.0	—	10	100
⊕ 2 ×5 ×60	—	—	5.0	10	100
80	—	—	5.0	10	100
100	—	—	5.0	10	100
120	—	—	5.0	10	100
150	—	—	5.0	10	100
⊖ 3 ×0.4×60	—	3.0	—	10	100
⊖ 4 ×0.6×60	—	4.0	—	10	100
⊖ 5 ×0.7×60	—	—	5.0	10	100
A/F 2 ×3 ×70	—	3.0	—	10	100
A/F 2.5×3 ×70	—	3.0	—	10	100
A/F 3 ×4 ×70	—	4.0	—	10	100
A/F 4 ×5 ×70	—	—	5.0	10	100

No. D76 TORX Bit

Eco-friendly

Size Tip×Overall Length (mm)	mm	d1 (mm)	Inner Ctn.	Outer Ctn.
T5 ×60	1.37	2.0	10	100
T6 ×60	1.65	2.5	10	100
T7 ×60 ▲	1.97	2.5	10	100
T8 ×60	2.3	3.0	10	100
T9 ×60	2.48	3.0	10	100
T10×60	2.72	3.0	10	100
T15×60	3.26	4.0	10	100
T20×60	3.84	—	10	100
T25×60	4.4	—	10	100

▲For the date of delivery, consult Vessel.

No. D82



φ2.6 mm



Size Tip×Overall Length (mm)	Heat treatment classification	Inner Ctn.	Outer Ctn.
⊕ 1×31	H	10	100

ONE POINT TORX®

The basic shape is a 6-pointed star formed with ear-lobular shaped curves.
Compared to recessed hexagon heads, drive efficiency is higher as torque is smoothly and assuredly transmitted to the screw while "CAM-OUT" is eliminated.

TORX is a registered trademark of Acument TM Intellectual Properties, LLC (USA).
VESSEL has a manufacturing license in Japan and selling same to the world.

No. B34 Bit

H 5 mm



Eco-friendly

Size Tip×Overall Length (mm)	Heat treatment classification	Inner Ctn.	Outer Ctn.
⊕ 1 × 70	X.H	10	100
100	X.H	10	100
150	H	10	100
⊕ 1×4 × 70	H	10	100
⊕ 1×5.3×105	H	10	100
120	X.H	10	100
125	X	10	100
⊕ 2 × 70	X.H	10	100
100	X.H	10	100
150	H	10	100
200	H	10	100
⊕ 2×4.5× 70	H	10	100
⊕ 2×5.3×105	H	10	100
120	H	10	100
A/F 2 × 70	H	10	100
2.5× 70	H	10	100
3 × 70	H	10	100
4 × 70	H	10	100
5 × 70	H	10	100

No. N TORX Bit



Eco-friendly

Size Tip×Overall Length (mm)	mm	d1 (mm)	L1 (mm)	d2 (mm)	Inner Ctn.
T5 × 75	1.37	1.67	6.5	4.0	10
100 ▲	1.37	1.67	6.5	4.0	10
T6 × 75	1.65	1.95	6.5	4.0	10
100	1.65	1.95	6.5	4.0	10
T8 × 75	2.3	2.60	7.0	4.5	10
100	2.3	2.60	7.0	4.5	10
T10× 75	2.72	3.02	7.5	4.5	10
100	2.72	3.02	7.5	4.5	10
T15× 75	3.26	3.56	7.5	4.5	10
100	3.26	3.56	7.5	4.5	10
T20× 75	3.84	4.14	7.5	5.0	10
100	3.84	4.14	7.5	5.0	10
T25× 75	4.4	4.70	8.0	5.0	10
100	4.4	4.70	8.0	5.0	10
T27× 75	4.96	5.26	8.0	5.5	10
100	4.96	5.26	8.0	5.5	10

▲For the date of delivery, consult Vessel.

No. N TORX Bit (Tamper-Proof)



Eco-friendly

Size Tip×Overall Length (mm)	mm	d1 (mm)	L1 (mm)	d2 (mm)	Inner Ctn.
T10H× 75	2.72	3.02	7.5	4.5	10
100	2.72	3.02	7.5	4.5	10
T15H× 75	3.26	3.56	7.5	4.5	10
100	3.26	3.56	7.5	4.5	10
T20H× 75	3.84	4.14	7.5	5.0	10
100	3.84	4.14	7.5	5.0	10
T25H× 75	4.4	4.70	8.0	5.0	10
100	4.4	4.70	8.0	5.0	10

Precision Bits

No. B44 Socket Bit

H 5 mm

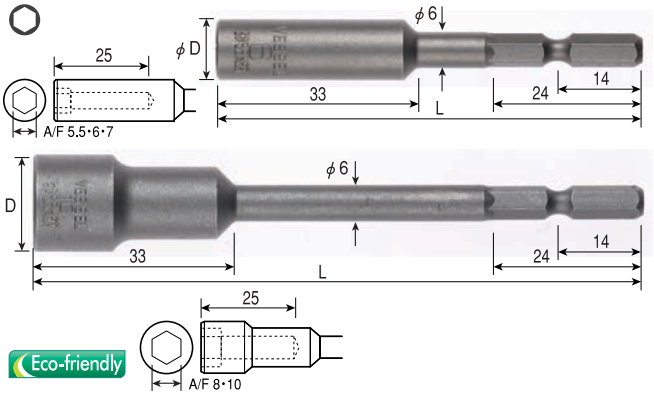

Eco-friendly

Size Tip×Overall Length (mm)	Dφ (mm)	Inner Ctn.	Outer Ctn.
A/F 5.5× 70	9	10	250
100	9	10	250
6× 70	10	10	200
100	10	10	200
7× 70	11	10	200
100	11	10	150
8× 70	13	10	200
100	13	10	150
10×100	16	10	100

M5/M6

VESSEL receives orders for bits for screw fastening robot from many robot manufacturers.
In addition to the below bits, bits can be custom-made. Contact Vessel for more information.

No. D61 Bits for screw fastening robots (Semi-standardized items)



Eco-friendly

Size Tip×Overall Length (mm)	d1 (mm)	d2 (mm)
⊕ 2×74—M5 P0.8	5.0	6.0
⊕ 2×74—M6 P1.0	6.0	7.0

No. D62 Bits for screw fastening robots (Semi-standardized items)



Eco-friendly

Size Tip×Overall Length (mm)	d1 (mm)	d2 (mm)
⊕ 2×100—M6 P1.0	6.0	—

Order-Made Bits

If you cannot find an appropriate bit among our standard line-up, VESSEL can also produce specially designed bits for your application.

Bits for automated assembly lines

High-precision processing is required for bits to be installed in automatic assembly machines, which operate in micro-level accuracy. VESSEL has technology and know-how for such precision bits as one of the biggest bit manufacturers in the world.

Innovative material and surface treatment

We choose most suitable materials and surface treatment methods for each different application, for example, high-endurance bits made of corrosion-resistant stainless steel and high-speed steel, etc.



Laser marking

Necessary information can be directly laser-marked on bits, which brings further efficiency to your inventory management.

Order-made bit database

All the previous orders are recorded and organized by computer system.

How to request for customized bits for automated machinery

Type of screw drive

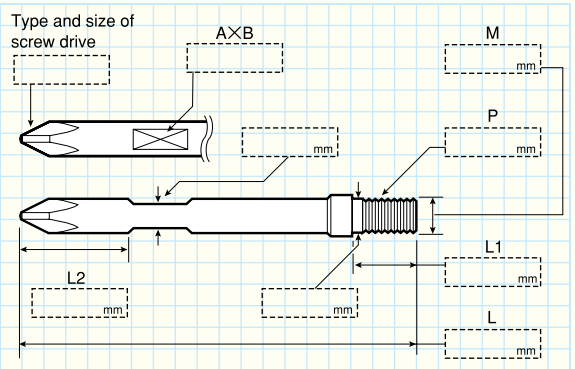

Hardness	Sample screw Available/ Not available
Tolerance To be specified/ To be based on VESSEL standards	Official drawing Available/ Not available
Surface treatment Black oxide finish/ Shot blasting	Quantity

For applicable models >>> 063 page

No. HA Bit Holder

H 6.35 mm



●Keeps bit with C-pin.

Size Tip×Overall Length (mm)	Inner Ctn.	Outer Ctn.
A/F 6.3×75	10	100

No. HAM Bit Holder

●Bit holder with magnet.

Size Tip×Overall Length (mm)	Inner Ctn.	Outer Ctn.
A/F 6.3×75	10	100

No. HB Bit Holder

H 6.35 mm



●Keeps bit with C-pin.

Size Tip×Overall Length (mm)	Inner Ctn.	Outer Ctn.
A/F 6.3×75	10	100

No. HBM Bit Holder

●Bit holder with magnet.

Size Tip×Overall Length (mm)	Inner Ctn.	Outer Ctn.
A/F 6.3×75	10	100

No. B33 Short Bit (For Bit Holder)

H 6.35 mm

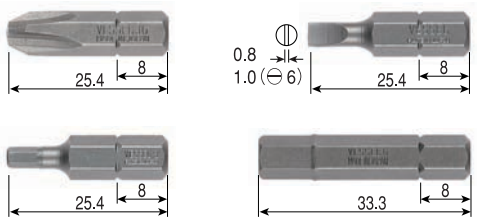

Eco-friendly

Size Tip×Overall Length (mm)	Heat treatment classification	Inner Ctn.	Outer Ctn.
⊕ 1×25.4	H	10	100
⊕ 2×25.4	H	10	100
⊕ 3×25.4	G	10	100
⊖ 4×25.4	G	10	100
⊖ 6×25.4	G	10	100
A/F 2×25.4	H	10	100
2.5×25.4	H	10	100
3×25.4	H	10	100
4×33.3	H	10	100
5×33.3	H	10	100
6×33.3	H	10	100

Model No.	Set content	Inner Ctn.	Outer Ctn.
B33 Driver Bit Set	1 for each ⊕1, ⊕2, ⊕3, ⊖4, ⊖6×25.4 with holder	1	10
B33 Hex. Bit Set	1 for each A/F 2, 2.5, 3×25.4 A/F 4, 5, 6×33.3 with holder	1	10

No. A4 TORX Bit



Eco-friendly

Size	mm	Overall Length (mm)	Inner Ctn.
T6	1.65	25.4	10
T8	2.3	25.4	10
T10	2.72	25.4	10
T15	3.26	25.4	10
T20	3.84	25.4	10
T25	4.4	25.4	10
T27	4.96	25.4	10
T30	5.49	25.4	10
T40	6.6	25.4	10

No. HD-71×45 Bit Holder

H 6.35 mm



Overall Length (mm)	Inner Ctn.	Outer Ctn.
45	10	100

※Bit is not included.

ONE POINT

Precision bits can be installed to electric screwdrivers.

Type A Industrial Bits

We have achieved a compilation of 55 years of industrial bit manufacturing, and produce high-precision, highly stable bits with low deviation and axial runout. Our unique metal alloy and heat treatment technology has produced truly specialized bits for assembly.

High precision bit tips…
We pursue an aggressive licensing agreement policy to ensure the manufacture of bit tips with specifications that allow for the most appropriate fit to screw heads.
Furthermore, technological exchange with screw punch manufacturers has enabled us to provide bits that support the continual changes in screw recess.

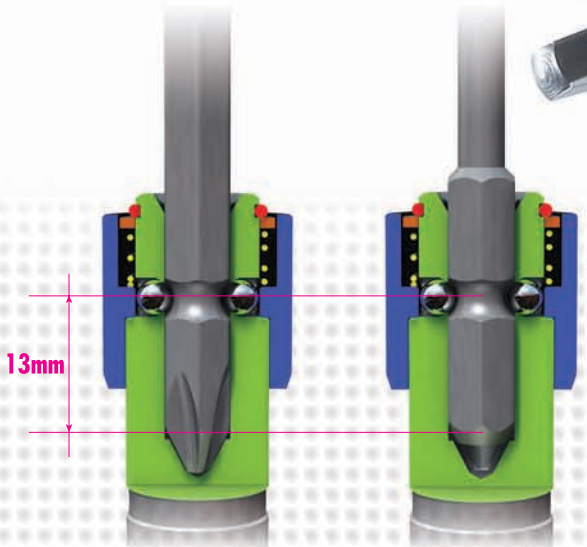

The Type A entry is designed to VESSEL's special insertion dimensions, developed when we first started manufacturing air drivers. The majority of electric drivers on the market can use our ubiquitous Type A bits.

Applicable Models

Shape	Model No.	Page	Applicable models: Air Screwdriver	Applicable models: Electric Screwdriver / Torque Control Screwdriver
φ3 mm	A7	070	VESSEL GT-H2	
φ4 mm	A9	070	VESSEL GT-H3P	
H 6.35 mm	A11	070	Uryu US-3・US-3W	
H 6.35 mm	A14 A14P M-A14 A14H A14B	070	VESSEL GT-H4R・H4PR・H4.5・H5R・H5P・PH4・PH5・S4.5DR・PLR・PLZ・PLP・PLHⅡ・S6MLR・S6HS・S6.5D・P4.5D・P4.5DR・P5LS・P6EXD・P6LSⅢ・P6HS・P6.5D・S4TR・S4TS・S4TG・S5TR・S5TB・S5TG・S5TS・S4.5XD・P4.5XD・PLXD・P60XD・P6LXD・S6LXD Hitachi Koki WH-10AC・12AB・12H、12H2、WP-10A	Toshiba CIBL-144VA Hitachi Koki WH-6DC・8DYA・9DM・9DM2・10DL・10DCL・10VA2・12DAF2・12DMR2・12DM・12DMR・12DM2・12VB・12DK・12VA・12VC・12VD・14DML・14DMRL・14DMR・14DSL・14DM・14VA・14DH・18DL DB-3DL・12DM2・10DL WP-12DM W-6M・6MV・5VC・5VD・6VC・6VH・6VJ・8V・W4SA・W5VE・6MV2 Makita TD-124D・130D・131D・061D・020D・090D 6990D, 6960D, 6919ND, 6955, 6940D, 6963SPK, 6700N, TS130D, DF010D, DF030D, TL060D, TP131D 6814SP, 6815SP, 6801N Panasonic EZ-7200・6507・7201・6506・6502・6605・6582・6404・6120・6121・6780・7301・7270・7202・7203・7205・7410・7411・7540・7542・7543・7544 Ryobi ID-121・140 IDS-135 CID-800 BDX-1 BID-140・142・1410・1226・1227・1240・1255・1220・1230・1440・122・123・124・143 Tonichi AUR5N ●The models in blue letters are the screwdrivers for light steel substrates and boards. It is recommended to use a 45mm long bit.
H 6.35 mm	AL14 AT14 AT14P ST14 AS14 AZ14	071	NPK (Except A20 and MA20 sockets) SD-4, ND-5LPY・6LFAY・6HSY・6HPAY・6SDY・6PDY NPW-450A-DYO・550A-DYO・450EA-DYO・450A-TDY・550A-TDY Fuji Kuki FPW-330SD-10・440D-20・550D-20・660D-30・770D-20・400SD-10・440SD-10・550SD-10・660SD-10 FET-44D-20・55D-20・66D-20 FW-5SXD-70・80, 6SXD-60, 5PXD-60, 6PXD-60, 6PMD-10, 44SD-10, 66SD-10, 44PD-10, 66PD-10, 44SAD-10, 66SAD-10, 44PAD-10, 66PAD-10 FPT-440D-10・10L, 550D-10・10L, 660D-10・10L, 440SD-10, 550SD-10, 660SD-10 Makita AD604・AD605H Yokota YLa-70B・80B, YX-180SB・280SB・380SB・500SB・80B・180B・280B・380B・500B YD-400SCB・4.5PBZK・65PBZ・65PTBZ・600PBZ・650PBZ・40PBZ・4.5LBZ・6WBZK・600SBZ・670B・670B-F・670B-R・670B-RF, Y-40SB・41B・46B Ryobi AID-10 Yutani D-6SSAEL・5WPEA・6SPAL・6SPALE・600SHEA・6WSHPEA・602A・6WSHSA DH-4.5PEA・4.5SA・6SELA MAX AT-ID6P1・HF-ID7P1	
H 6.35 mm	AT14R	072		
H 6.35 mm	A16	072		
H 6.35 mm	M-A16 D81 V A20	073		
H 6.35 mm	A20-5 MA20S MA20 SB	074		
H 6.35 mm	HA HAM HD-71×45	067		
H 6.35 mm	D830082 D831045 D831075 D832075 D832100 D832150	090		Panasonic EZ-6220・6225・6420・7410・7411 Ryobi D-500
H 8 mm	A15	075	VESSEL GT-P8D・P10SⅡ	Hitachi Koki WH-14DA Panasonic EZ-6680
H 8 mm	A19 V5	075		

We also provide "Power" (P) and "High Power" (H) bit tips for heavy industrial use.

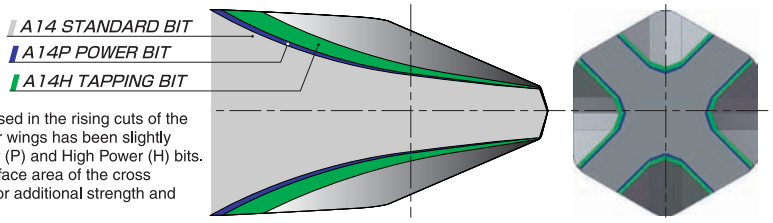

The degree of angle used in the rising cuts of the flutes between the four wings has been slightly changed for the Power (P) and High Power (H) bits. This increases the surface area of the cross section of the bit tips for additional strength and durability.

Model No.	Cross-sectional area of the tip	Application	Fitness to the screw drive
STANDARD A14	Small	All-round	◎
POWER BIT A14P	Medium	For high-impact tools	○
TAPPING BIT A14H	Large	For screws with big cross recess (like pan head screws, etc.)	△

Type A Industrial Bits

No. A7

φ3 mm



Size Tip×Overall Length (mm)	Heat treatment classification	Inner Ctn.	Outer Ctn.
⊕0× 36	H	10	100
70	H	10	100
100	H	10	100
⊕1× 36	H	10	100
70	H	10	100
100	H	10	100

No. A9

φ4 mm



Size Tip×Overall Length (mm)	Heat treatment classification	Inner Ctn.	Outer Ctn.
⊕1× 40	H	10	100
70	H	10	100
⊕2× 40	H	10	100
70	H	10	100

No. A11

H 6.35 mm



Size Tip×Overall Length (mm)	Heat treatment classification	Inner Ctn.	Outer Ctn.
⊕1× 75	H	10	100

No. A14 Double End Bit

H 6.35 mm

Eco-friendly

Size Tip×Overall Length (mm)	Heat treatment classification	Inner Ctn.	Outer Ctn.
⊕1× 45	H	10	100
65	H.G	10	100
110	H.G	10	100
⊕2× 45	X.H.G	10	100
65	X.H.G.E	10	100
110	X.H.G.E	10	100
150	X.H.G.E	10	100
200	X.H.G.E	10	150
300	G	10	100
⊕3× 45	X.H.E	10	100
65	X.H.E	10	100
110	H.E	10	100

No. M-A14 Double End Bit

Eco-friendly

MG Magnetized

Size Tip×Overall Length (mm)	Heat treatment classification	Inner Ctn.	Outer Ctn.
⊕1× 45	H	10	100
65	H	10	100
110	H	10	100
⊕2× 45	H.G	10	100
65	H.G	10	100
110	H.G	10	100
150	H	10	100

No. A14H TAPPING BIT/ A14B

Eco-friendly



Model No.	Size Tip×Overall Length (mm)	Heat treatment classification	Inner Ctn.	Outer Ctn.
A14H	⊕2× 65	H	10	100
A14H	110	H	10	100
A14H	150	H	10	100
A14B	⊕2× 50	S	10	100
A14B	75	S	10	100
A14B	100	S	10	100
A14B	150	S	10	100

No. A14P Double End Bit

Eco-friendly

MG Magnetized

Size Tip×Overall Length (mm)	Heat treatment classification	Inner Ctn.	Outer Ctn.
⊕2× 65	H	10	100
110	H	10	100
150	H	10	100

For applicable models >>> 069 page

●For the order, specify the Model No., size, heat treatment class and quantity. Ex.) A16 ⊖6×45G 100 pcs.

No. AL14 ALFA BIT

H 6.35 mm

Eco-friendly
MG Magnetized

Size Tip×Overall Length (mm)	Heat treatment classification	Inner Ctn.	Outer Ctn.
⊕ 2× 65	H	10	100
110	H	10	100

No. AS14 SLENDER BIT

H 6.35 mm

Patented

Eco-friendly
MG Magnetized

Size Tip×Overall Length (mm)	Heat treatment classification	Inner Ctn.	Outer Ctn.
⊕ 1×65	H	10	100
⊕ 2×45	H	10	100
65	H	10	100
110	H	10	100

No. AT14 TORSION BIT

Eco-friendly
MG Magnetized
TORSION

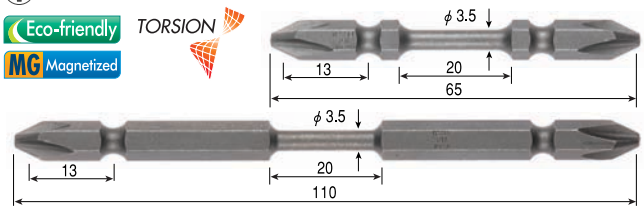

Size Tip×Overall Length (mm)	Heat treatment classification	Inner Ctn.	Outer Ctn.
⊕ 2×3.5×65	H	10	100
110	H	10	100

No. AZ14 GIZA BIT

Patented

Eco-friendly

Size Tip×Overall Length (mm)	Heat treatment classification	Inner Ctn.	Outer Ctn.
⊕ 2× 65	H	10	100
110	H	10	100
150	H	10	100
200	H	10	100

No. AT14P TORSION BIT

Eco-friendly
MG Magnetized
TORSION

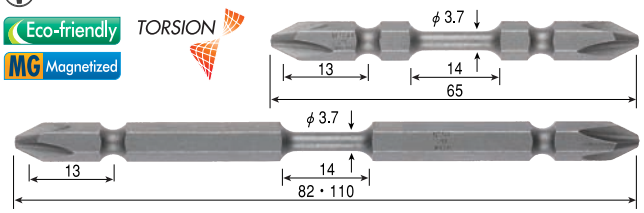

Size Tip×Overall Length (mm)	Heat treatment classification	Inner Ctn.	Outer Ctn.
⊕ 2×3.7×65	X	10	100
82	X	10	100
110	X	10	100

No. A14 SUPADRIV® BIT

Eco-friendly

Size Tip×Overall Length (mm)	Heat treatment classification	Inner Ctn.	Outer Ctn.
SDV1× 65	H	10	100
SDV2× 45	H	10	100
65	H	10	100
110	H	10	100
SDV3× 65	H	10	100

SUPADRIV® systems are patented and registered as the tradmark of EIS corp. in U.K.
We at VESSEL CO., INC. has a manufacturing license in Japan and selling same to the world.

No. ST14 SLENDER TORSION BIT

Patented

Eco-friendly
MG Magnetized
TORSION



Size Tip×Overall Length (mm)	Heat treatment classification	Inner Ctn.	Outer Ctn.
⊕ 1×3.5×65	H	10	100
⊕ 2×3.5×65	H	10	100
82	H	10	100
110	H	10	100

ONE POINT

The thickness of the four blades is equal and their drive surfaces are almost perpendicular, resulting in efficient torque transmission. They grip the screw head better than Philips tip and prevent harmful CAM-OUT.



SUPADRIV and POZIDRIV systems are patented and registered as the trademark of EIS corp. in U.K.
We at VESSEL CO., INC. has a manufacturing license in Japan and selling same to the world.

Type A Industrial Bits

No. A14 Square Double End Bit

H 6.35 mm

Patented



Eco-friendly

Size Tip×Overall Length (mm)	Heat treatment classification	Inner Ctn.	Outer Ctn.
SQ No.1× 65	H	10	100
SQ No.2× 65	H	10	100
110	H	10	100
150	H	10	100
SQ No.3× 65	H	10	100
110	H	10	100
150	H	10	100

No. A14R Square Double End Bit

H 6.35 mm



Eco-friendly

Size Tip×Overall Length (mm)	Heat treatment classification	Inner Ctn.	Outer Ctn.
SQ No.1× 65	H	10	100
SQ No.2× 65	H	10	100
110	H	10	100
150	H	10	100
SQ No.3× 65	H	10	100
110	H	10	100
150	H	10	100

No. A16 Bit

H 6.35 mm



Eco-friendly

Size Tip×Overall Length (mm)	Heat treatment classification	Inner Ctn.	Outer Ctn.
⊕ 1×3 ×65	H	10	100
⊕ 2×4.5×65	H	10	100

No. A16 Hex Bit



Eco-friendly

Size Tip×Overall Length (mm)	Heat treatment classification	Inner Ctn.	Outer Ctn.
A/F 2×65	H	10	100
110	H	10	100
2.5×65	H	10	100
110	H	10	100
3×65	H	10	100
110	H	10	100
4×65	H	10	100
110	H	10	100
5×65	G	10	100
110	G	10	100
6×65	G	10	100
110	G	10	100

No. A16 Bit

H 6.35 mm

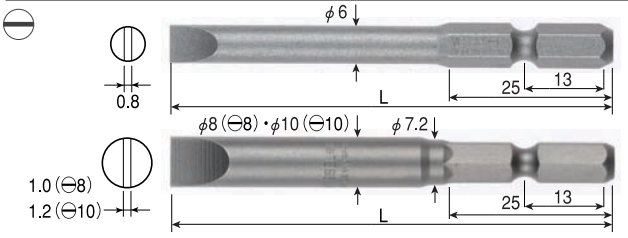

Eco-friendly

Size Tip×Overall Length (mm)	Heat treatment classification	Inner Ctn.	Outer Ctn.
⊖ 6 ×45	G	10	100
70	G	10	100
⊖ 8 ×45	G	10	300
70	G	10	250
⊖ 10×52	G	10	200
70	G	10	200

No. A16 Square Bit



Eco-friendly

Size Tip×Overall Length (mm)	Heat treatment classification	Inner Ctn.	Outer Ctn.
SQ No.1×4× 65	H	10	100
SQ No.2× 65	H	10	100
110	H	10	100
150	H	10	100
SQ No.3× 65	H	10	100
110	H	10	100
150	H	10	100

For applicable models >>> 069 page

No. M-A16 Bit

H 6.35 mm

MG Magnetized Eco-friendly



Size Tip×Overall Length (mm)	Heat treatment classification	Inner Ctn.	Outer Ctn.
⊕ 2×4.5×65	H	10	100
100	H	10	100
150	H	10	100

No. D81 Bit



Eco-friendly

Size Tip×Overall Length (mm)	Heat treatment classification	Inner Ctn.	Outer Ctn.
⊕ 2×82	X.H.E	10	100

No. V TORX Bit



Eco-friendly

Size Tip×Overall Length (mm)	mm	d1 (mm)	L1 (mm)	d2 (mm)	Inner Ctn.
T6 × 65▲	1.65	1.95	6.5	4.0	10
110▲	1.65	1.95	6.5	4.0	10
T8 × 65▲	2.3	2.60	7.0	4.5	10
110▲	2.3	2.60	7.0	4.5	10
T10× 65	2.72	3.02	7.5	4.5	10
110	2.72	3.02	7.5	4.5	10
T15× 65	3.26	3.56	7.5	4.5	10
110	3.26	3.56	7.5	4.5	10
T20× 65	3.84	4.14	7.5	5.0	10
110	3.84	4.14	7.5	5.0	10
T25× 65	4.4	4.70	8.0	5.0	10
110	4.4	4.70	8.0	5.0	10
T27× 65	4.96	5.26	8.0	5.5	10
110	4.96	5.26	8.0	5.5	10
T30× 65	5.49	5.79	8.5	6.0	10
110	5.49	5.79	8.5	6.0	10
T40× 65	6.6	H6.35	—	H6.35	10
110	6.6	H6.35	—	H6.35	10

▲For the date of delivery, consult Vessel.

No. V TORX Bit (Tamper-Proof)



Eco-friendly

Size Tip×Overall Length (mm)	mm	d1 (mm)	L1 (mm)	d2 (mm)	Inner Ctn.
T8H × 65	2.3	2.60	7.0	4.5	10
110	2.3	2.60	7.0	4.5	10
T10H× 65	2.72	3.02	7.5	4.5	10
110	2.72	3.02	7.5	4.5	10
T15H× 65	3.26	3.56	7.5	4.5	10
110	3.26	3.56	7.5	4.5	10
T20H× 65	3.84	4.14	7.5	5.0	10
110	3.84	4.14	7.5	5.0	10
T25H× 65	4.4	4.70	8.0	5.0	10
110	4.4	4.70	8.0	5.0	10
T27H× 65	4.96	5.26	8.0	5.5	10
110	4.96	5.26	8.0	5.5	10
T30H× 65	5.49	5.79	8.5	6.0	10
110	5.49	5.79	8.5	6.0	10
T40H× 65	6.6	H6.35	—	H6.35	10
110	6.6	H6.35	—	H6.35	10

No. A20 Socket Bit

H 6.35 mm

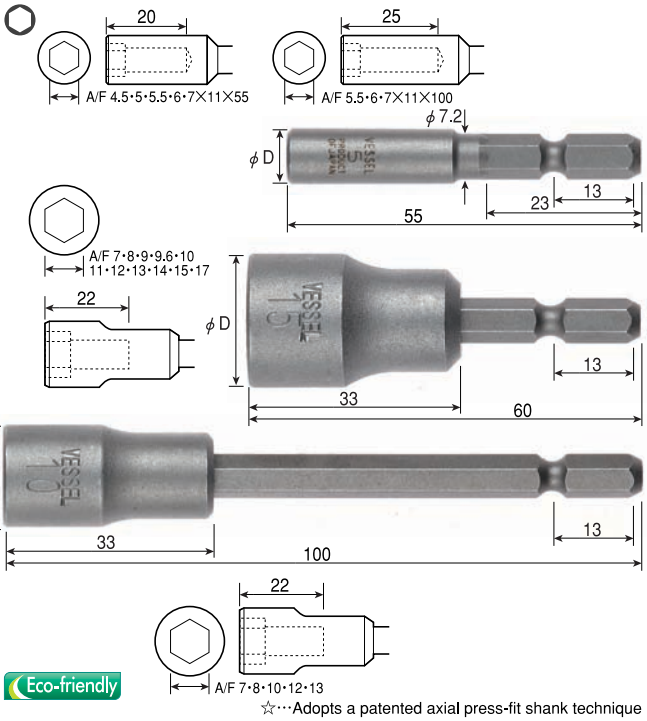

Eco-friendly

☆…Adopts a patented axial press-fit shank technique

Size Tip×Overall Length (mm)	D φ (mm)	Inner Ctn.	Outer Ctn.
A/F 4.5× 55	7.5	10	250
5 × 55	8.5	10	250
5.5× 55	9	10	250
100	9	10	250
6 × 55	10	10	200
100	10	10	200
7×11× 55	11	10	200
100	11	10	150
7 × 60☆	13.5	10	200
100☆	13.5	10	150
8 × 60☆	13.5	10	200
100☆	13.5	10	150
9 × 60☆	15	10	150
9.6× 60☆	15	10	150
10 × 60☆	16	10	150
100☆	16	10	100
11 × 60☆	17	10	150
12 × 60☆	18	10	100
100☆	18	10	100
13 × 60☆	19	10	100
100☆	19	10	50
14 × 60☆	20	10	100
15 × 60☆	21	10	50
17 × 60☆	23	10	50

ONE POINT

Prevents shank break

The shank and socket have been heat-treated to the best hardness and press-fit together. The socket part is strong against wear and shank against twisting, resulting in higher durability.

Type A Industrial Bits

No. A20-5 Socket Bit

H 6.35 mm



Size Tip×Overall Length (mm)	Dφ (mm)	Inner Ctn.	Outer Ctn.
A/F 10×50	16	10	150

No. MA20S Socket Bit (Side Magnet)

H 6.35 mm

Size Tip×Overall Length (mm)	Dφ (mm)	Inner Ctn.	Outer Ctn.
A/F 5/16"×55 (For screw diameter of 8 mm)	13	10	100
A/F 3/8"×55 (For screw diameter of 9.6 mm)	16	10	100
A/F 10mm×55	16	10	100

No. SB Nut Setter (Ball Lock)

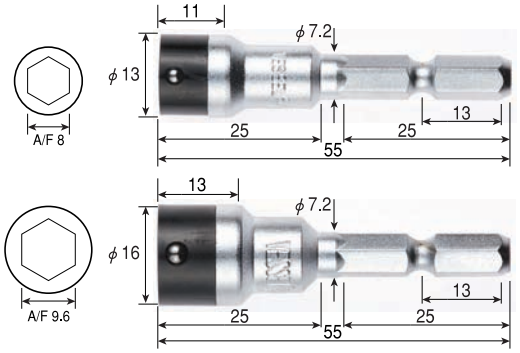

Size Tip×Overall Length (mm)	Inner Ctn.	Outer Ctn.
A/F 5/16"×55 (For screw diameter of 5 mm)	5	50
A/F 3/8"×55 (For screw diameter of 6 mm)	5	50

No. MA20 Socket Bit (Press-Fit Magnet)

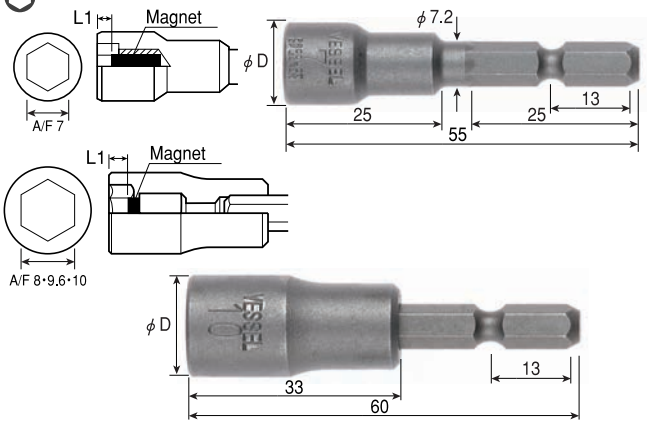

☆…Adopts a patented axial press-fit shank technique

Size Tip×Overall Length (mm)	Dφ (mm)	L1 (mm)	Inner Ctn.	Outer Ctn.
A/F 7 ×55 (For screw diameter of 4mm)	13	2.5	10	200
A/F 8 ×60 (For screw diameter of 5mm)☆	13.5	3.17	10	150
A/F 9.6×60 (For screw diameter of 6mm)☆	15	3.96	10	150
A/F 10 ×60 (For screw diameter of 6mm)☆	16	3.96	10	150

ONE POINT

Magnet holds the bolts/nuts

Magnet settled on the inside of the socket securely holds bolts/nuts, which improves workability and prevents screws from missing.



For applicable models >>> 069 page

No. A15 Double End Bit

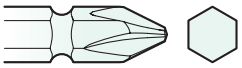

H 8 mm

Eco-friendly

Size Tip×Overall Length (mm)	Heat treatment classification	Inner Ctn.	Outer Ctn.
⊕ 2× 65	G	10	250
110	G	10	150
⊕ 3× 65	E	10	250
110	E	10	150

No. A19 Hex Bit

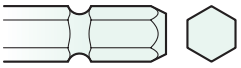

H 8 mm

Eco-friendly

Size Tip×Overall Length (mm)	Heat treatment classification	Inner Ctn.	Outer Ctn.
A/F 5×65	G	10	250
6×65	G	10	250
130	G	10	100
8×65	G	10	250
130	G	10	100
10×65	S	10	200
130	S	10	100

No. V5 TORX Bit



Eco-friendly

Size Tip×Overall Length (mm)	mm	d1 (mm)	L1 (mm)	d2 (mm)	Inner Ctn.
T25× 65	4.4	4.70	10.0	6.0	10
110	4.4	4.70	10.0	6.0	10
T27× 65	4.96	5.26	11.5	6.5	10
110	4.96	5.26	11.5	6.5	10
T30× 65	5.49	5.79	11.5	6.5	10
110	5.49	5.79	11.5	6.5	10
T40× 65	6.6	6.90	11.5	7.5	10
110	6.6	6.90	11.5	7.5	10
T45× 65	7.77	8.0	—	8.0	10
110	7.77	8.0	—	8.0	10
T50× 65	8.79	H8	—	H8	10
110	8.79	H8	—	H8	10

Order-Made Sockets

If you cannot find an appropriate socket bit among our standard line-up, VESSEL can also produce specially designed models for your application.

How to request for customized socket bits

Shape of the socket drive

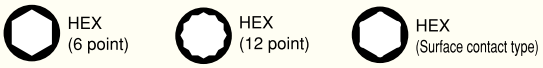

Shape of the socket drive

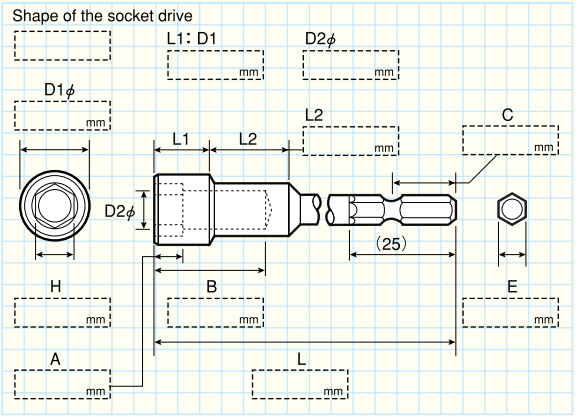

Hardness	Sample screw Available/ Not available
Tolerance	Official drawing Available/ Not available
Surface treatment Black oxide finish/ Shot blasting	Quantity

Type B Industrial Bits

We have achieved a compilation of 55 years of industrial bit manufacturing, and produce high-precision, highly stabile bits with low deviation and axial runout. Our unique metal alloy and heat treatment technology has produced truly specialized bits for assembly.

High precision bit tips…

We pursue an aggressive licensing agreement policy to ensure the manufacture of bit tips with specifications that allow for the most appropriate fit to screw heads. Furthermore, technological exchange with screw punch manufacturers has enabled us to provide bits that support the continual changes in screw recess.

The Type B insertion entry is designed to work with the dimensions most commonly used by air tool manufacturers. There are some models that will not accept insertion of the double-head types, depending on the shape of the insertion chuck. Please make your selections while referring to the specifications table.

Applicable Models

Shape	Model No.	Page	Applicable models: Air Screwdriver	Applicable models: Electric Screwdriver / Torque Control Screwdriver
H 5 mm	B36	078	VESSEL GT-S5TFR・S5TFB・S5TFG・S4TFR・S4TFS・S4TFG Uryu US-40・3.5A・4・4PB, US-LT20A series・LT30A series・LT30AL series・LT40A series・LT40AL series Yokota YD-3・4・400SC	
H 5 mm	B34	078	VESSEL GT-S4TFR・S4TFS・S4TFG・S5TFR・S5TFB・5TFG Uryu US-40・3.5A・4・4PB (Except B44 Socket Bit Overall Length: 70 mm) US-LT20A series・LT30A series・LT30AL series・LT40A series・LT40AL series Yokota YD-3・4・400SC	Hios VZ-1812・1812PS・1820・1820PS・3007・3007PS・3012・3012PS・3012・3012PS Delvo DLV-3121・3131・3141・3151・7120・7130・7140・7220・7231・7241・8120・8130・8140・8220・8231・8241・7122・7132・7142・7222・7232・7242・8122・8132・8142・8222・8232・8242・30LL・30SL・30HL Panasonic FE-A310S・A310MH・A310L・A111L・A111MH・A111M・A710AXN・A710MHN Kanon 9K-130P・140P・130PF・131L・131LF・131P・131PF 3K-120L・180L・180LF・120P・180P・180PF 5KD-200・300
	N			
	B44	080		
H 6.35 mm	B43	078	Uryu UX・U・UW・ALPHA・UBP・UL・ULT・UEP Screwdrivers. US-350W・45W・450WB・5W・50W・6W・350PW・450PW・5PW・6PW・652PW・50・5PB・5 US-LT60P・LT31PB・LT41PB・LT51PB・LT20B・LT50B・LT30BL・LT40BL・LT30B・LT40B・LT10B NPK ND-5LPX・6LFAX・6HPAX・6HSX NPW-450A-DXO・550A-DXO・450EA-DXO・450A-TDX・550A-TDX Fuji Kuki FPW-330SD-1・440D-2・550D-2・660D-3・770D-2・400SD-1・440SD-1・550SD-1・660SD-1 FET-44D-2・55D-2・66D-2 FW-44SD-1・66SD-1・44SAD-1・66SAD-1・44PD-1・66PD-1・44PAD-1・66PAD-1・5SXD-7・5SXD-8・6SXD-6・5PXD-6・6PLD-1・6PXD-6・6PHD-1・6PMD-1・FD-4・5・4P・5P・4PH-1 FPT-440D-1・440D-1L、550D-1・550D-1L、660D-1・660D-1L、440SD-1・550SD-1・660SD-1 Yutani DH-6PL・6PLE・4.5PEB・4.5SB・6SELB D-600SHEB・6SPBLE・6WSHPEB・8WPE・5WPEB・6SSBEL・602B・6WSHSB・6SPBL Yokota TKa70A・80A、YLa70A・80A, Y-41A・46A YX-180SA・280SA・380SA・500SA・180A・280A ・280CA・380A・500A・80A・500CA YEX-150A・501A・150SA・300SA・500SA・100SA・120A・120SA YD-400SCA・500SCA・5PHCA・3A・4A・5A・6WAZK・65PZ・65PTZ・650PZ・40PZ・4.5PZK・600PZ・4.5SZ・4.5LAZ・600SZ・670A・670A-F・670A-R・670A-RF Y-40SA Atlas-Copco LUM series・LUF series・TWIST series・ELI series・ETB series・COMBI series・EP series	●Following Tool models are applicable only for the single end bits. Hios CL-9000、VZ-4504・4504PS・4506・4506PS Delvo DLV- 8150・7251・8251・8152・7252・8252 Kanon N6・N12・N20・N30・N50・N100STDK N6・N12・N20・N30・N50・N100LTDK N10・N20・N50DPSK N10・N20・N50DPSK Ⅱ 9K-150P
	B43P			
	B43H	079		
	B43B			
	BT43	078		
	BT43P	079		
H 6.35 mm	B35	079		
	B39	080		
	J	079		
	B45	081		
	MB45	081		
	MB45S			
	MB45D			
	HB	067		
	HBM			
H 6.35 mm	B39	080	VESSEL GT- H4RC・H5RC・S6CD・PLRC Uryu US-3.5ACB・4CA・5CA・LT30B-11C・17C, LT40B-08C・05C・15C Yutani D- 6WHCL Yokota YD- 6AL YX- 280CA・500CA	

We also provide "Power" (P) and "High Power" (H) bit tips for heavy industrial use.

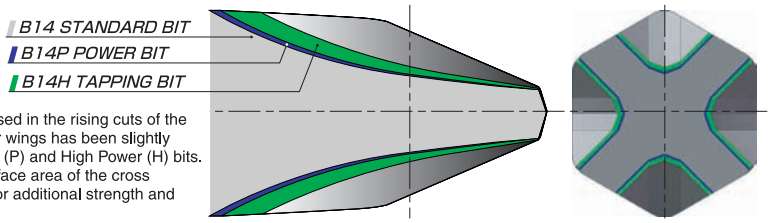

The degree of angle used in the rising cuts of the flutes between the four wings has been slightly changed for the Power (P) and High Power (H) bits. This increases the surface area of the cross section of the bit tips for additional strength and durability.

Model No.	Cross-sectional area of the tip	Application	Fitness to the screw drive
STANDARD B43	Small	All-round	◎
POWER BIT B43P	Medium	For high-impact tools	○
TAPPING BIT B43H	Large	For screws with big cross recess (like pan head screws, etc.)	△

Type B Industrial Bits

No. B34 Bit

H 5 mm



Eco-friendly

Size Tip×Overall Length (mm)	Heat treatment classification	Inner Ctn.	Outer Ctn.
⊕1 × 70	X.H	10	100
100	X.H	10	100
150	H	10	100
⊕1×4 × 70	H	10	100
⊕1×5.3×105	H	10	100
120	X.H	10	100
125	X	10	100
⊕2 × 70	X.H	10	100
100	X.H	10	100
150	H	10	100
200	H	10	100
⊕2×4.5× 70	H	10	100
⊕2×5.3×105	H	10	100
120	H	10	100
A/F 2 × 70	H	10	100
2.5× 70	H	10	100
3 × 70	H	10	100
4 × 70	H	10	100
5 × 70	H	10	100

No. N TORX Bit



Eco-friendly

Size Tip×Overall Length (mm)	mm	d1 (mm)	L1 (mm)	d2 (mm)	Inner Ctn.
T5 × 75	1.37	1.67	6.5	4.0	10
100 ▲	1.37	1.67	6.5	4.0	10
T6 × 75	1.65	1.95	6.5	4.0	10
100	1.65	1.95	6.5	4.0	10
T8 × 75	2.3	2.60	7.0	4.5	10
100	2.3	2.60	7.0	4.5	10
T10× 75	2.72	3.02	7.5	4.5	10
100	2.72	3.02	7.5	4.5	10
T15× 75	3.26	3.56	7.5	4.5	10
100	3.26	3.56	7.5	4.5	10
T20× 75	3.84	4.14	7.5	5.0	10
100	3.84	4.14	7.5	5.0	10
T25× 75	4.4	4.70	8.0	5.0	10
100	4.4	4.70	8.0	5.0	10
T27× 75	4.96	5.26	8.0	5.5	10
100	4.96	5.26	8.0	5.5	10

▲For the date of delivery, consult Vessel.

No. N TORX Bit (Tamper-Proof)



Eco-friendly

Size Tip×Overall Length (mm)	mm	d1 (mm)	L1 (mm)	d2 (mm)	Inner Ctn.
T10H× 75	2.72	3.02	7.5	4.5	10
100	2.72	3.02	7.5	4.5	10
T15H× 75	3.26	3.56	7.5	4.5	10
100	3.26	3.56	7.5	4.5	10
T20H× 75	3.84	4.14	7.5	5.0	10
100	3.84	4.14	7.5	5.0	10
T25H× 75	4.4	4.70	8.0	5.0	10
100	4.4	4.70	8.0	5.0	10

No. B36 Double End Bit

H 5 mm



Eco-friendly

Size Tip×Overall Length (mm)	Heat treatment classification	Inner Ctn.	Outer Ctn.
⊕1× 70	X.H	10	100
100	X.H	10	100
⊕2× 70	H	10	100
100	H	10	100
150	X.H	10	100
200	H	10	100

No. B43 Double End Bit

H 6.35 mm

Eco-friendly

Size Tip×Overall Length (mm)	Heat treatment classification	Inner Ctn.	Outer Ctn.
⊕1× 75	H	10	100
⊕2× 50	X.H.E	10	100
75	X.H.G.E	10	100
100	X.H.G.E	10	100
150	X.H.G	10	100
200	G	10	100
⊕3× 75	H.E	10	100
100	H.E	10	100

No. B43P Double End Bit

Eco-friendly

Size Tip×Overall Length (mm)	Heat treatment classification	Inner Ctn.	Outer Ctn.
⊕2× 75	H	10	100
100	H	10	100

No. BT43 TORSION Bit

TORSION



Eco-friendly

Size Tip×Overall Length (mm)	Heat treatment classification	Inner Ctn.	Outer Ctn.
⊕2×3.5× 75	H	10	100
100	H	10	100

For applicable models >>> 077 page

No. BT43P TORSION Bit

H 6.35 mm



Eco-friendly

Size Tip×Overall Length (mm)	Heat treatment classification	Inner Ctn.	Outer Ctn.
⊕ 2×3.7× 75	X	10	100
100	X	10	100

No. B43H TAPPING Bit B43B

Eco-friendly

Model No.	Size Tip×Overall Length (mm)	Heat treatment classification	Inner Ctn.	Outer Ctn.
B43H	⊕ 2× 75	H	10	100
	100	H	10	100
	150	H	10	100
B43B	⊕ 2× 50	S	10	100
	75	S	10	100
	100	S	10	100
	150	S	10	100

No. B35 Bit

H 6.35 mm



Eco-friendly

Size Tip×Overall Length (mm)	Heat treatment classification	Inner Ctn.	Outer Ctn.
⊕ 1 × 50	X.H	10	100
75	X.H	10	100
⊕ 1×4.5×100	H	10	100
⊕ 2 × 50	X.G	10	100
75	X.H.G.E	10	100
100	H.G.E	10	100
150	H.G.E	10	100
⊕ 2×4.5×100	H	10	100
⊕ 3 × 75	H.E	10	100
100	H.E	10	100
150	G	10	100
⊖ 6 × 75	E	10	100
A/F 2 × 75	H	10	100
100	H	10	100
2.5× 75	H	10	100
100	H	10	100
3 × 75	H	10	100
100	H	10	100
4 × 75	H	10	100
100	H	10	100
5 × 75	G	10	100
100	G	10	100
6 × 75	G	10	100
100	G	10	100

No. J TORX Bit

H 6.35 mm



Eco-friendly

Size Tip×Overall Length (mm)	mm	d1 (mm)	L1 (mm)	d2 (mm)	Inner Ctn.
T6 × 75	1.65	1.95	6.5	4.0	10
100	1.65	1.95	6.5	4.0	10
T8 × 75	2.3	2.60	7.0	4.5	10
100	2.3	2.60	7.0	4.5	10
T10× 75	2.72	3.02	7.5	4.5	10
100	2.72	3.02	7.5	4.5	10
T15× 75	3.26	3.56	7.5	4.5	10
100	3.26	3.56	7.5	4.5	10
T20× 75	3.84	4.14	7.5	5.0	10
100	3.84	4.14	7.5	5.0	10
T25× 75	4.4	4.70	8.0	5.0	10
100	4.4	4.70	8.0	5.0	10
T27× 75	4.96	5.26	8.0	5.5	10
100	4.96	5.26	8.0	5.5	10
T30× 75	5.49	5.79	8.5	6.0	10
100	5.49	5.79	8.5	6.0	10
T40× 75	6.6	—	—	7.0	10
100	6.6	—	—	7.0	10
T45× 75	7.77	—	—	8.0	10
100	7.77	—	—	8.0	10

No. J TORX Bit (Tamper-Proof)



Eco-friendly

Size Tip×Overall Length (mm)	mm	d1 (mm)	L1 (mm)	d2 (mm)	Inner Ctn.
T6H × 75	1.65	1.95	6.5	4.0	10
100	1.65	1.95	6.5	4.0	10
T8H × 75	2.3	2.60	7.0	4.5	10
100	2.3	2.60	7.0	4.5	10
T10H× 75	2.72	3.02	7.5	4.5	10
100	2.72	3.02	7.5	4.5	10
T15H× 75	3.26	3.56	7.5	4.5	10
100	3.26	3.56	7.5	4.5	10
T20H× 75	3.84	4.14	7.5	5.0	10
100	3.84	4.14	7.5	5.0	10
T25H× 75	4.4	4.70	8.0	5.0	10
100	4.4	4.70	8.0	5.0	10
T27H× 75	4.96	5.26	8.0	5.5	10
100	4.96	5.26	8.0	5.5	10
T30H× 75	5.49	5.79	8.5	6.0	10
100	5.49	5.79	8.5	6.0	10
T40H× 75	6.6	—	—	7.0	10
100	6.6	—	—	7.0	10

Type B Industrial Bits

No. B35 SUPADRIV Bit

H 6.35 mm



Eco-friendly

Size Tip×Overall Length (mm)	Heat treatment classification	Inner Ctn.	Outer Ctn.
SDV1× 75	H	10	100
SDV2× 75	H	10	100
100	H	10	100
SDV3× 75	H	10	100

No. B35 POZIDRIV Bit





Eco-friendly

Size Tip×Overall Length (mm)	Heat treatment classification	Inner Ctn.	Outer Ctn.
PZ1×50	H	10	100
PZ2×50	H	10	100
PZ3×50	H	10	100

No. B39 Bit

Eco-friendly

Size Tip×Overall Length (mm)	Heat treatment classification	Inner Ctn.	Outer Ctn.
⊕ 1×23	H	10	100
⊕ 2×23	H	10	100
40	H	10	100
100	H	10	100

No. B39 3-Flute Fastening Bit

H 6.35 mm



3-Flute Fastening Bit

For fastening screws used with aircraft, special vehicles, etc.

Eco-friendly

Size Tip×Overall Length (mm)	Heat treatment classification	Inner Ctn.	Outer Ctn.
TW1×40	—	10	100
TW2×40	—	10	100
TW3×40	—	10	100
TW4×40	—	10	100
TW5×40	—	10	100

No. B44 Socket Bit

H 5 mm

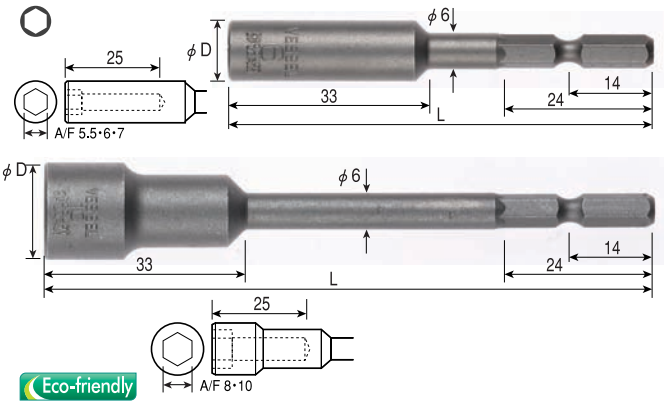

Eco-friendly

Size Tip×Overall Length (mm)	D φ (mm)	Inner Ctn.	Outer Ctn.
A/F 5.5× 70	9	10	250
100	9	10	250
6× 70	10	10	200
100	10	10	200
7× 70	11	10	200
100	11	10	150
8× 70	13	10	200
100	13	10	150
10×100	16	10	100

No. A5 TORX Bit

H 8 mm



Eco-friendly

Size	mm	Overall Length (mm)	Inner Ctn.
T30	5.49	32	10
T40	6.6	32	10
T45	7.77	32	10
T50	8.79	32	10

For applicable models >>> 077 page

No. B45 Socket Bit

H 6.35 mm

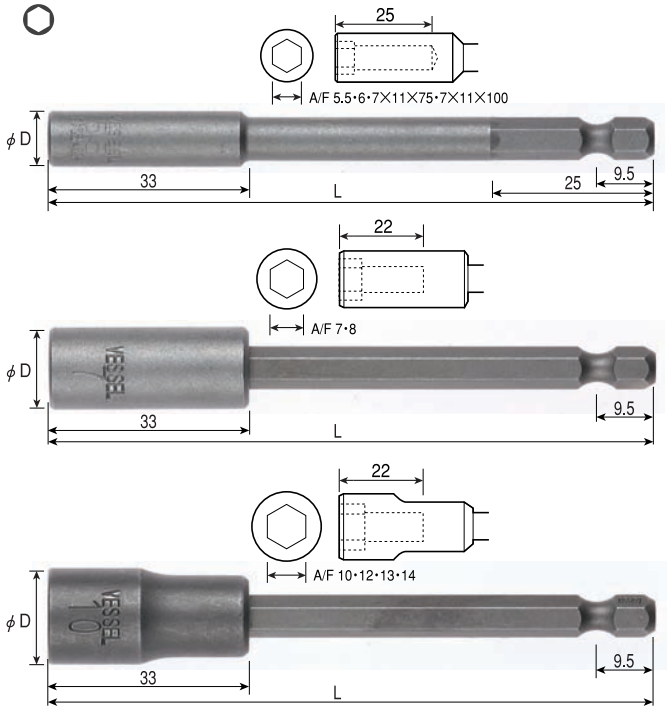

Eco-friendly

☆…Adopts a patented axial press-fit shank technique

Size Tip×Overall Length (mm)	Dφ (mm)	Inner Ctn.	Outer Ctn.
A/F 5.5× 75	9	10	250
100	9	10	250
6×100	10	10	200
7×11× 75	11	10	200
100	11	10	150
7× 75 ☆	13.5	10	200
100 ☆	13.5	10	150
8× 75 ☆	13.5	10	200
100 ☆	13.5	10	100
150 ☆	13.5	10	100
10× 75 ☆	16	10	150
100 ☆	16	10	100
150 ☆	16	10	100
12×100 ☆	18	10	100
13× 75 ☆	19	10	100
100 ☆	19	10	100
14×100 ☆	20	10	100

No. MB45 Socket Bit (Press-Fit Magnet)

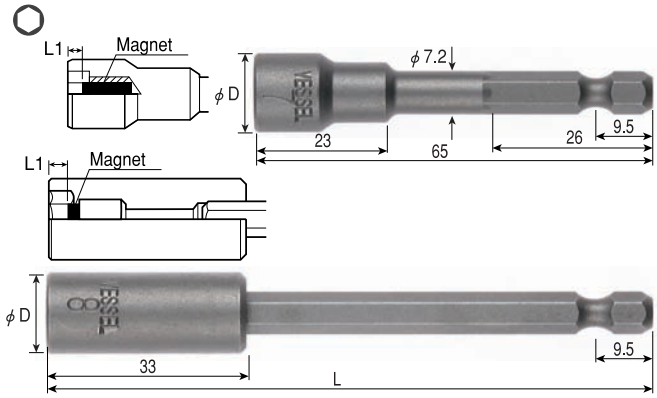

☆…Adopts a patented axial press-fit shank technique

Size Tip×Overall Length (mm)	Dφ (mm)	L1 (mm)	Inner Ctn.	Outer Ctn.
A/F 7× 65	13	2.5	10	200
A/F 8× 65 ☆	13.5	3.17	10	150
75 ☆	13.5	3.17	10	100
100 ☆	13.5	3.17	10	100
A/F9.6× 65 ☆	15	3.96	10	150
A/F 10× 75 ☆	16	3.96	10	100
100 ☆	16	3.96	10	100

No. MB45S Socket Bit (Side Magnet)

H 6.35 mm

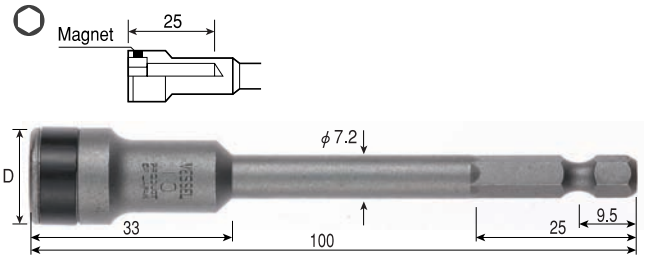

Size Tip×Overall Length (mm)	Dφ (mm)	Inner Ctn.	Outer Ctn.
A/F 8×100	13	10	100
A/F 10×100	16	10	100

No. MB45D Socket Bit (Sliding Magnet)



Size Tip×Overall Length (mm)	Dφ (mm)	Inner Ctn.	Outer Ctn.
A/F 8×100	13	10	100
A/F 10×100	16	10	100

ONE POINT

Prevents shank break

The shank and socket have been heat-treated to the best hardness and press-fit together. The socket part is strong against wear and shank against twisting, resulting in higher durability.

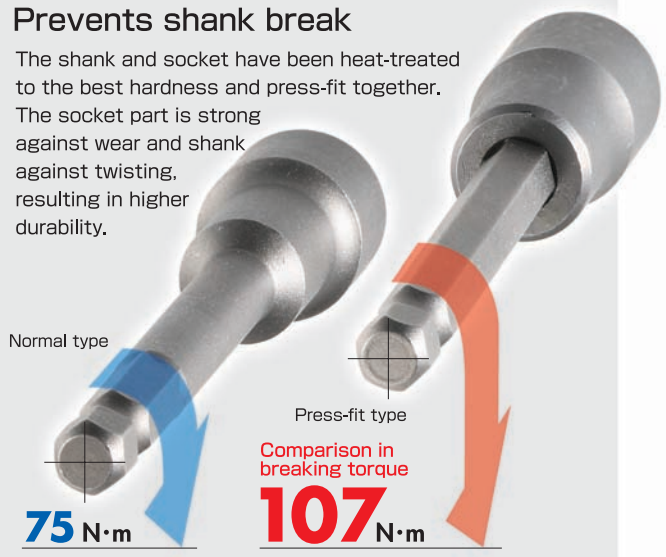

Impact Driver Bits/Automatic Spiral Ratchet Driver Bits

No. C50 Impact Driver Bit

H 6.35 mm



Size Tip×Overall Length (mm)	Heat treatment classification	Inner Ctn.
⊕ 1×125	G	10
⊕ 2×125	G	10
⊕ 3×125	G	10
⊖ 5×125	G	10
⊖ 6×125	G	10
⊖ 7×125	G	10

Applicable models	
VESSEL No.2300 No.2600A	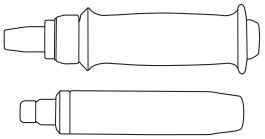 No.2300 No.2600A

No. C55 Impact Driver Bit

φ8 mm



Size Tip×Overall Length (mm)	Heat treatment classification	Inner Ctn.	Outer Ctn.
⊕ 1×125	G	10	100
⊕ 2×125	G	10	100
⊕ 3×125	E	10	100
⊖ 5×125	E	10	100
⊖ 8×125	E	10	100

Applicable models	
VESSEL No.2600	No.2600

Model No.	of items	Set content	Inner Ctn.	Outer Ctn.
2500 bit set	1 for each	C51 ⊕2 ⊕3 ⊕4 ⊖10×36	1	50
2600 bit set	1 for each	C55 ⊕1 ⊕2 ⊕3 ⊖5 ⊖6 ⊖8×125	1	10
2300·2600A bit set	1 for each	C50 ⊕1 ⊕2 ⊕3 ⊖5 ⊖6 ⊖7×125	1	—

No. C51 Impact Driver Bit

H 8 mm

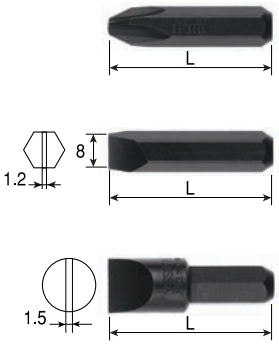

Size Tip×Overall Length (mm)	Heat treatment classification	Inner Ctn.	Outer Ctn.
⊕ 2×36	G	10	250
80	G	10	250
⊕ 3×36	E	10	250
80	E	10	250
⊕ 4×36	E	10	250
⊖ 8×36	E	10	250
80	E	10	250
⊖10×36	E	10	250
80	E	10	200
⊖12×36	E	10	200

Applicable models	
VESSEL No.2400 No.2500	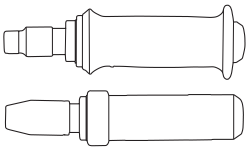 No.2400 No.2500

No. C61 Automatic Spiral Ratchet Driver Bit

φ5.5 mm



Size Tip×Overall Length (mm)	Heat treatment classification	Inner Ctn.	Outer Ctn.
⊕ 1×60	H	10	100
⊕ 2×60	H	10	100
⊖ 6×60	E	10	100
Awl×60	G	10	100
2.5mm×60	wood drill	10	100
3.6mm×60	wood drill	10	100

Applicable models	
VESSEL No.1500·240·300mm No.151230·No.153230 Genkotsu #135·#155 Tool Mate 1300·1400 Rubycon No.124·No.135	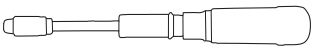 No.1500- 300mm 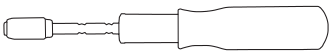 No.153230

Automatic Spiral Ratchet Driver Bits/Short Bits

No. C62 Automatic Spiral Ratchet Driver Bit φ7 mm



Size Tip×Overall Length (mm)	Heat treatment classification	Inner Ctn.	Outer Ctn.
⊕1×90	H	10	300
⊕2×90	H	10	300
⊕3×90	G	10	300
⊖6×90	E	10	250

Applicable models

VESSEL No.1500-440mm
Genkotsu #130
Rubycon 144

No.1500-440mm

No. C63 Automatic Spiral Ratchet Driver Bit φ8 mm



Size Tip×Overall Length (mm)	Heat treatment classification	Inner Ctn.	Outer Ctn.
⊕2×90	H	10	250
⊕3×90	G	10	250
⊖7×90	E	10	200

Applicable models

VESSEL No.1500-620mm
Genkotsu #131

No.1500-620mm

Model No.	of items	Set content	Inner Ctn.	Outer Ctn.
C61-4 bit set	1 for each	C61 ⊕1 ⊕2 ⊖6 Awl×60	1	100
C62-3 bit set	1 for each	C62 ⊕1 ⊕2 ⊖6×90	1	50
C63-3 bit set	1 for each	C63 ⊕2 ⊕3 ⊖7×90	1	50

No. C91 Short Bit (For hand drivers) H 6.35 mm

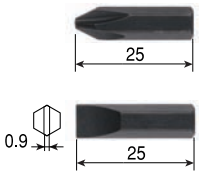

Size Tip×Overall Length (mm)	Inner Ctn.	Outer Ctn.
⊕2×25	10	100
⊖7×25	10	100

Applicable models

VESSEL No. 870-MG4 · 6800-MG4
Shinki No.1800 · 1600 · 1920 · 1930
6.35mm ⬢ Avaiable on all drivers with holder

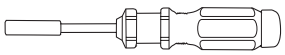
No.870-MG4

No. C93 Short Bit (For hand drivers)



Size Tip×Overall Length (mm)	Inner Ctn.	Outer Ctn.
⊖6/⊕2×32	10	100

Applicable models

VESSEL No. 860
Shinki No.192·193·193FB·FB-19·777·6200

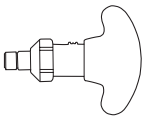
No.860

Attachment for Impact Driver

No. S6 TORX Socket



■ 9.5mm

Size Tip×Overall Length (mm)	mm	d1 (mm)
T30×75 ▲	5.49	5.79
T40×75 ▲	6.6	6.9
T45×75 ▲	7.77	8.0
T50×75 ▲	8.79	10.0

▲For the date of delivery, consult Vessel.

No. S8 TORX Socket



■ 12.7mm

Size Tip×Overall Length (mm)	mm	d1 (mm)
T40×75 ▲	6.6	6.9
T45×75 ▲	7.77	8.0
T50×75 ▲	8.79	9.09

▲For the date of delivery, consult Vessel.

Extension Bar

■ 12.7mm
■ 19.0mm
■ 25.4mm

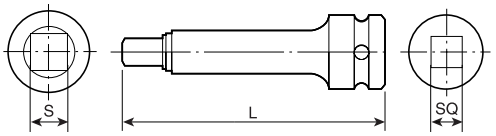

Model No.	SQ (mm)	S (mm)	Overall Length (mm)
A24-2	12.7	12.7	100
A25-2	19.0	19.0	150
A26-2	25.4	25.4	160
	25.4	25.4	200

Construction Bits

Problem solving bits
These are evolutionary-type bits developed as "problem solvers."
With the advent of torsion bits, excessive load work and high impact, high torque operations can now be carried out easily and comfortably. Torsion bits for mega-torsion work.
The quest for true ease-of-use has resulted in a true torsion bit…

"Super" Torsion Bit Patented

Real torsion for those heavy jobs.
We have designed a torsion zone of 3.7φ x 14mm for heavy work such as drill screws and tapping screws.
Our torsion bits feature easy-to-see tapered tips and ultra hex cross sections which prevent damage to the chuck.

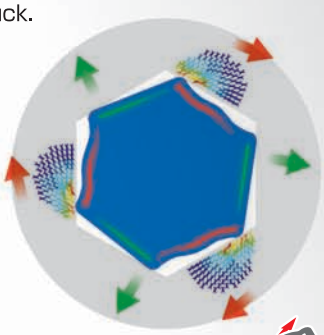

UltraHex®

18v
Designed for use with high-power tools.

The high-torque technology used in our torsion bits will continue to meet the changing needs of the electric impact driver industry as it moves from 14.4V to 18V.

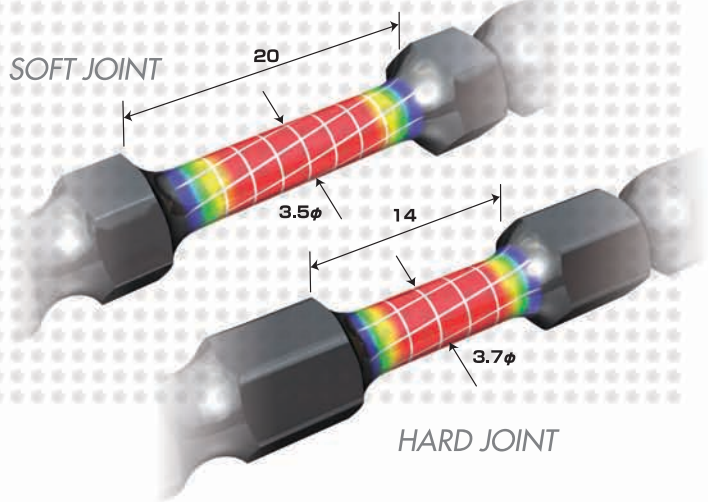

Model	Tip	Shape	Feature	Application: Wood working	Application: Interior finish work	Application: Equipment installation	Application: Sheet-metal work
GIZA Patented			The jagged tip of our GIZA BIT prevents cam-out of cross-head screws. Just as the bit starts to cam-out, the jagged edges bite into the internal wall of the recess of the screw.	★★☆	★★★	★★☆	☆☆☆
JAWS Patent Pending			Our JAWS BITS are perfect for working wood screws. From start to finish, these bits bite into the screw holes, allowing for increased work efficiency without fallen screws.	★★★	☆☆☆	★★☆	☆☆☆
MEGA TORSION Patent Pending			Our MEGA TORSION BITS are perfect for working with drill screws. From start to finish, these bits bite into the screw holes allowing for increased work efficiency without fallen screws.	★★☆	★☆☆	★★☆	★★★
EXTRA HARD			Our EXTRA HARD BITS have been hardened to a maximum hardness of 63 HRC. They are ideal for relatively hard screws such as stainless steel screws and board screws.	☆☆☆	☆☆☆	★☆☆	★★☆
SLENDER Patented			The tips of our SLENDER BIT series have been worked to a fine point, making it easy to see the heads of the screws. These bits are designed for soft joint work such as wood screws and resin tapping screws.	★★☆	★★☆	★☆☆	☆☆☆
SLENDER TORSION Patented			The highly resilient torsion effect of our SLENDER TORSION BITS greatly improves their durability. They are ideal for long coarse thread screws and other wood screw work.	★★★	★★☆	★☆☆	☆☆☆
TAPPING			Our TAPPING BITS are designed with thick wings and short flutes for extra strength, making them ideal for heavy-duty work such as driving sash screws of greater than 4mm in diameter.	☆☆☆	☆☆☆	★☆☆	★★★
CUSHION Patented			The cushion rings of our CUSHION BIT series suppress the vibrations of the bit, achieving high precision screw tightening performance. The UltraHex shank does not damage the chuck.	★★☆	★☆☆	★★★	★★☆
ALPHA			The bits of our ALPHA BIT series are designed to absorb impact shock in 2 stages by ball flute torsion and shank cushioning.	★★☆	☆☆☆	☆☆☆	★★☆
TORSION			The central torsion shank absorbs the various impact shocks incurred during screw tightening work, which prevents tip damage and improves torque precision. The torsion shank measures 3.5ϕ x 20mm for use soft joint work.	★★★	☆☆☆	★☆☆	★☆☆
"SUPER" TORSION Patented			Our "SUPER" TORSION BITS feature optimal shock adsorbing torsion and tips that have been finished to a taper for better tip visibility. The cross-section of the UltraHex shank utilizes the drive theory of the hexagonal wrench, which prevents damage the chuck.	★★☆	★☆☆	★★☆	★★★

Construction Bits

Problem Solving Bit

TORSION Minimal damage to the tip

CAMOUT Anti CAM-OUT

MEGA TORSION BIT

Patent Pending

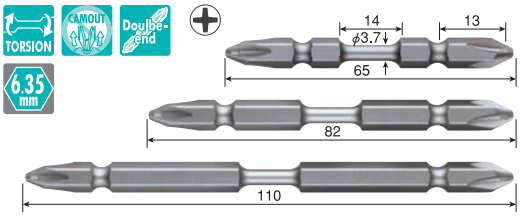

MG Magnetized | Eco-friendly

Mounting quantity: 2 Inner Ctn.: 10 sets

Model No.	Contents	Heat treatment classification	Card size (mm)	JAN code (4907587)
MT142065	⊕2×3.7× 65	X	160×35	357304
MT142082	⊕2×3.7× 82	X	160×35	357311
MT142110	⊕2×3.7×110	X	160×35	357328

"SUPER" TORSION BIT

Patented



MG Magnetized | Eco-friendly

Mounting quantity: 2 Inner Ctn.: 10 sets

Model No.	Contents	Heat treatment classification	Card size (mm)	JAN code (4907587)
RT142065	⊕2×3.7× 65	X	160×35	348142
RT142082	⊕2×3.7× 82	X	160×35	348159
RT142110	⊕2×3.7×110	X	160×35	348166
RT142150	⊕2×3.7×150	X	210×35	348173

TORSION BIT

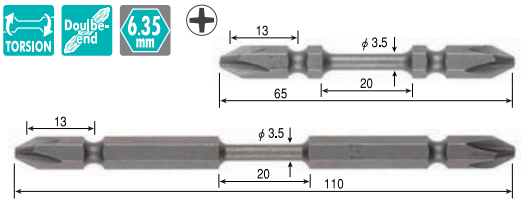

MG Magnetized | Eco-friendly

Mounting quantity: 2 Inner Ctn.: 10 sets

Model No.	Contents	Heat treatment classification	Card size (mm)	JAN code (4907587)
AT142065	⊕2×3.5× 65	H	160×35	347039
AT142110	⊕2×3.5×110	H	160×35	347046

SLENDER BIT

Patented



MG Magnetized | Eco-friendly

Mounting quantity: 2 Inner Ctn.: 10 sets

Model No.	Contents	Heat treatment classification	Card size (mm)	JAN code (4907587)
AS141065	⊕ 1× 65	H	160×35	354303
AS142045	⊕ 2× 45	H	160×35	354297
AS142065	⊕ 2× 65	H	160×35	353900
AS142110	⊕ 2×110	H	160×35	353917

SLENDER TORSION BIT

Patented



MG Magnetized | Eco-friendly

Mounting quantity: 2 Inner Ctn.: 10 sets

Model No.	Contents	Heat treatment classification	Card size (mm)	JAN code (4907587)
ST141065	⊕1×3.5× 65	H	160×35	357847
ST142065	⊕2×3.5× 65	H	160×35	357762
ST142082	⊕2×3.5× 82	H	160×35	357854
ST142110	⊕2×3.5×110	H	160×35	357779

CUSHION BIT

Patented

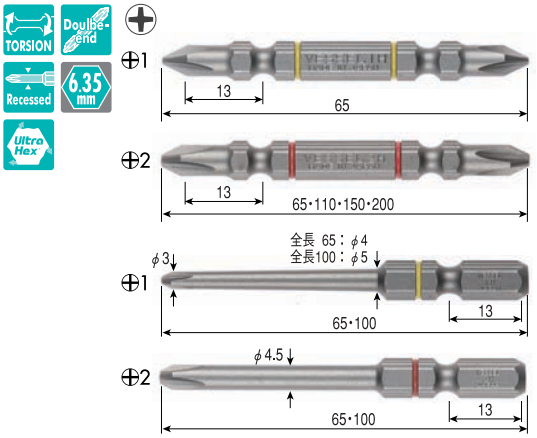

MG Magnetized | Eco-friendly

Mounting quantity: 2 Inner Ctn.: 10 sets

Model No.	Contents	Heat treatment classification	Card size (mm)	JAN code (4907587)
AC141065	⊕ 1× 65	H	160×35	357519
AC142065	⊕ 2× 65	H	160×35	357526
AC142110	⊕ 2×110	H	160×35	357533
AC142150	⊕ 2×150	H	210×35	357540
AC142200	⊕ 2×200	H	260×35	357557
AC161065	⊕ 1× 65	H	160×35	357564
AC161100	⊕ 1×100	H	160×35	357571
AC162065	⊕ 2× 65	H	160×35	357588
AC162100	⊕ 2×100	H	160×35	357595

GIZA BIT

Patented



MG Magnetized | Eco-friendly

Mounting quantity: 2 Inner Ctn.: 10 sets

Model No.	Contents	Heat treatment classification	Card size (mm)	JAN code (4907587)
AZ142065	⊕ 2× 65	H	160×35	353122
AZ142110	⊕ 2×110	H	160×35	353139
AZ142150	⊕ 2×150	H	210×35	353146
AZ142200	⊕ 2×200	H	260×35	353153
AZ162065	⊕ 2×4.5× 65	H	160×35	353160
AZ162100	⊕ 2×4.5×100	H	160×35	353177
AZ162150	⊕ 2×4.5×150	H	210×35	353184

Doulbe-end — Economical double end bit
Recessed — For limited area
6.35 mm — For impact drivers
Ultra Hex — Minimal damage to the chuck

JAWS BIT

Patent Pending

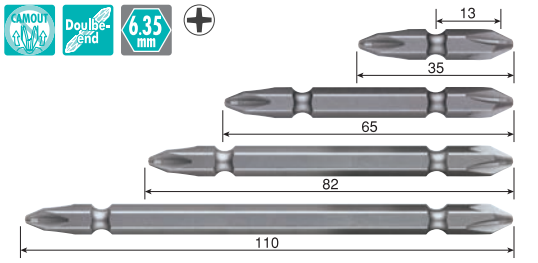

MG Magnetized — Eco-friendly

Mounting quantity: 2 Inner Ctn.: 10 sets

Model No.	Contents	Heat treatment classification	Card size (mm)	JAN code (4907587)
JA142035	⊕2× 35	H	160×35	357380
JA142065	⊕2× 65	H	160×35	357397
JA142082	⊕2× 82	H	160×35	357403
JA142110	⊕2×110	H	160×35	357410

ALFA BIT

MG Magnetized — Eco-friendly

Mounting quantity: 2 Inner Ctn.: 10 sets

Model No.	Contents	Heat treatment classification	Card size (mm)	JAN code (4907587)
AL142065	⊕2× 65	H	160×35	355485
AL142110	⊕2×110	H	160×35	355492

EXTRA HARD BIT



MG Magnetized — Eco-friendly

Mounting quantity: 2 Inner Ctn.: 10 sets

Model No.	Contents	Heat treatment classification	Card size (mm)	JAN code (4907587)
AX142045	⊕2× 45	X	160×35	354808
AX142065	⊕2× 65	X	160×35	354815
AX142110	⊕2×110	X	160×35	354822
AX162065	⊕2× 65	X	160×35	354839
AX162100	⊕2×100	X	160×35	354846

TAPPING BIT



Eco-friendly

Mounting quantity: 2 Inner Ctn.: 10 sets

Model No.	Contents	Card size (mm)	JAN code (4907587)
A14H2065	⊕2× 65	160×35	354310
A14H2110	⊕2×110	160×35	354327

ONE POINT

SOFT JOINT

Wood screw fastening	Flexible jointing (packing inserted) and resin tapping and fastening

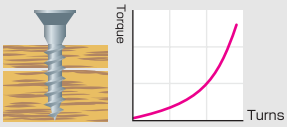

●At first, resistance is low, but then it increases as the screw penetrates.
●Requires a comparatively long time to fasten.

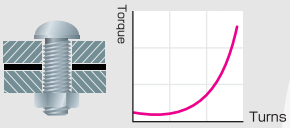

●Resistance increases with every turn of the screw. Resistance increases even after seating.
●Requires a comparatively little time to fasten.

HARD JOINT

Rigid jointing and fastening of small screws	Fastening of drill screws and tapping screws

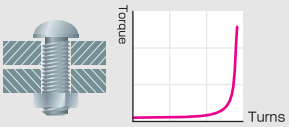

●Resistance is low at first but increases rapidly as the screw head sits.
●Requires a comparatively little time to fasten.

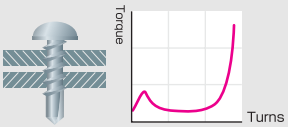

●Resistence is felt as the screw penetrates. Resistance lessens momentarily only to increase after seating.
●Requires a comparatively long time to fasten.

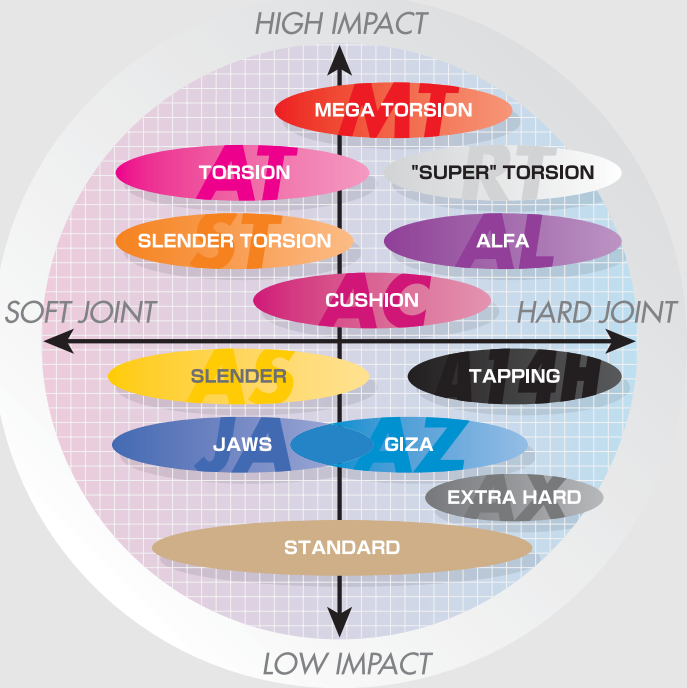

H 6.35 mm

Construction Bits

Problem Solving Bit

TORSION Minimal damage to the tip

CAMOUT Anti CAM-OUT

"SUPER" TORSION BIT 5-Piece/10-Piece Set Patented

TORSION CAMOUT Double-end 6.35 mm Ultra Hex



RT5P2065 RT5P2082 RT5P2110

MG Magnetized Eco-friendly

Inner Ctn.: 10 sets

Model No.	Contents	Heat treatment classification	Card size (mm)	JAN code (4907587)
RT5P2065	⊕ 2×ϕ3.7× 65 5pcs.	X	160×70	348180
RT5P2082	⊕ 2×ϕ3.7× 82 5pcs.	X	160×70	348197
RT5P2110	⊕ 2×ϕ3.7×110 5pcs.	X	160×70	348203

Card size: (H×W) mm; (Thickness): 8 mm

RT10P2065F RT10P2082F RT10P2110F

MG Magnetized Eco-friendly

Inner Ctn. : 10 sets

Model No.	Contents	Heat treatment classification	Package size (mm)	JAN code (4907587)
RT10P2065F	⊕ 2×ϕ3.7× 65 10pcs.	X	150×87	320469
RT10P2082F	⊕ 2×ϕ3.7× 82 10pcs.	X	150×87	320476
RT10P2110F	⊕ 2×ϕ3.7×110 10pcs.	X	162×87	320483

MEGA TORSION BIT 5-Piece Set Patent Pending

TORSION CAMOUT Double-end 6.35 mm

MT5P2065 MT5P2082 MT5P2110

MG Magnetized Eco-friendly

Inner Ctn. : 10 sets

Model No.	Contents	Heat treatment classification	Card size (mm)	JAN code (4907587)
MT5P2065	⊕ 2×ϕ3.7× 65 5pcs.	X	160×70	357335
MT5P2082	⊕ 2×ϕ3.7× 82 5pcs.	X	160×70	357342
MT5P2110	⊕ 2×ϕ3.7×110 5pcs.	X	160×70	357359

Card size: (H×W) mm; (Thickness): 8 mm

JAWS BIT 5-Piece Set Patent Pending

CAMOUT Double-end 6.35 mm

JA5P2065 JA5P2082 JA5P2110

MG Magnetized Eco-friendly

Inner Ctn. : 10 sets

Model No.	Contents	Heat treatment classification	Card size (mm)	JAN code (4907587)
JA5P2065	⊕ 2× 65 5pcs.	H	160×70	357458
JA5P2082	⊕ 2× 82 5pcs.	H	160×70	357465
JA5P2110	⊕ 2×110 5pcs.	H	160×70	357472

Card size: (H×W) mm; (Thickness): 8 mm

TORSION BIT 5-Piece Set

TORSION Double-end 6.35 mm

BW-163 BW-164 BW-165

MG Magnetized Eco-friendly

Outer Ctn. : 10, with one holder case

Model No.	Contents	Heat treatment classification	Card size (mm)	JAN code (4907587)
BW-163	⊕ 2×ϕ3.5× 65 5pcs.	H	140×70	353405
BW-164	⊕ 2×ϕ3.5×110 5pcs.	H	140×70	353412
BW-165	⊕ 2×ϕ3.5× 65 3pcs. ⊕ 2×ϕ3.5×110 2pcs.	H	140×70	353429

Card size: (H×W) mm; (Thickness): 23 mm

SLENDER BIT 5-Piece/20-Piece Set Patented

TORSION Double-end 6.35 mm

BW-180 BW-181 BW-182

MG Magnetized Eco-friendly

Outer Ctn. : 10, with one holder case

Model No.	Contents	Heat treatment classification	Card size (mm)	JAN code (4907587)
BW-180	⊕ 2× 65 5pcs.	H	140×70	353924
BW-181	⊕ 2×110 5pcs.	H	140×70	353931
BW-182	⊕ 2× 65 3pcs. ⊕ 2×110 2pcs.	H	140×70	353948

Card size: (H×W) mm; (Thickness): 23 mm

AS20P2065F AS20P2110F

MG Magnetized Eco-friendly

Inner Ctn. : 5 sets

Model No.	Contents	Heat treatment classification	Package size (mm)	JAN code (4907587)
AS20P2065F	⊕ 2× 65 20pcs.	H	150×87	320513
AS20P2110F	⊕ 2×110 20pcs.	H	162×87	320520

Doulbe-end Economical double end bit | Recessed For limited area | 6.35 mm For impact drivers | Ultra Hex Minimal damage to the chuck

Problem Solving Bit/ Standard Bit

SLENDER TORSION BIT 5-Piece Set

Patented

TORSION | Doulbe-end | 6.35 mm

BW-301 BW-302 BW-303 BW-305

MG Magnetized | Eco-friendly

Outer Ctn. : 10, with one holder case

Model No.	Contents	Heat treatment classification	Card size (mm)	JAN code (4907587)
BW-301	⊕ 2×ϕ3.5× 65 5pcs.	H	140×70	357786
BW-302	⊕ 2×ϕ3.5×110 5pcs.	H	140×70	357793
BW-303	⊕ 2×ϕ3.5× 65 3pcs. ⊕ 2×ϕ3.5×110 2pcs.	H	140×70	357809
BW-305	⊕ 2×ϕ3.5× 82 5pcs.	H	140×70	357861

Card size: (H×W) mm; (Thickness): 23 mm

GIZA BIT 5-Piece Set

Patented

CAMOUT | Doulbe-end | 6.35 mm | Recessed

BW-170 BW-171 BW-172

BW-173 BW-174 BW-175

MG Magnetized | Eco-friendly

Outer Ctn. : 10, with one holder case

Model No.	Contents	Heat treatment classification	Card size (mm)	JAN code (4907587)
BW-170	⊕ 2× 65 5pcs.	H	140×70	353191
BW-171	⊕ 2×110 5pcs.	H	140×70	353207
BW-172	⊕ 2× 65 2pcs. ⊕ 2×110 3pcs.	H H	140×70	353214
BW-173	⊕ 2×4.5× 65 5pcs.	H	140×70	353221
BW-174	⊕ 2×4.5×100 5pcs.	H	140×70	353238
BW-175	⊕ 2×4.5× 65 2pcs. ⊕ 2×4.5×100 3pcs.	H	140×70	353245

Card size: (H×W) mm; (Thickness): 23 mm

EXTRA HARD BIT 5-Piece Set

Doulbe-end | 6.35 mm | Recessed

BW-36 BW-37 BW-38 BW-39

MG Magnetized | Eco-friendly

Outer Ctn. : 10, with one holder case

Model No.	Contents	Heat treatment classification	Card size (mm)	JAN code (4907587)
BW-36	⊕ 2× 65 5pcs.	X	140×70	356581
BW-37	⊕ 2×110 5pcs.	X	140×70	356598
BW-38	⊕ 2× 65 5pcs.	X	140×70	356604
BW-39	⊕ 2×100 5pcs.	X	140×70	356611

Card size: (H×W) mm; (Thickness): 23 mm

IRO BIT (Color-coded Bit) 2-Piece/5-Piece Set

Doulbe-end | 6.35 mm

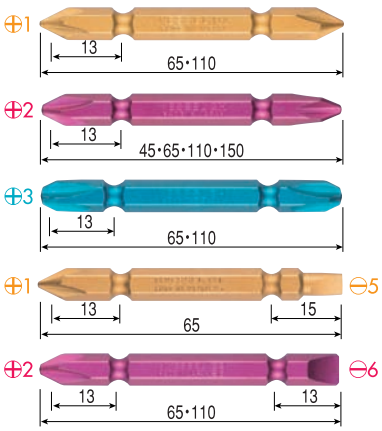

MG Magnetized | Eco-friendly

Mounting quantity: 2 Inner Ctn.: 10 sets

Model No.	Contents	Heat treatment classification	Card size (mm)	JAN code (4907587)
IR141065	⊕ 1× 65	H	160×35	348609
IR141110	⊕ 1×110	H	160×35	348616
IR142045	⊕ 2× 45	H	160×35	348623
IR142065	⊕ 2× 65	H	160×35	348630
IR142110	⊕ 2×110	H	160×35	348647
IR142150	⊕ 2×150	H	210×35	348654
IR143065	⊕ 3× 65	H	160×35	348685
IR143110	⊕ 3×110	H	160×35	348692
IR141565	⊕ 1/⊖ 5× 65	H	160×35	348708
IR142665	⊕ 2/⊖ 6× 65	H	160×35	348715
IR142611	⊕ 2/⊖ 6×110	H	160×35	348722

Recessed | 6.35 mm

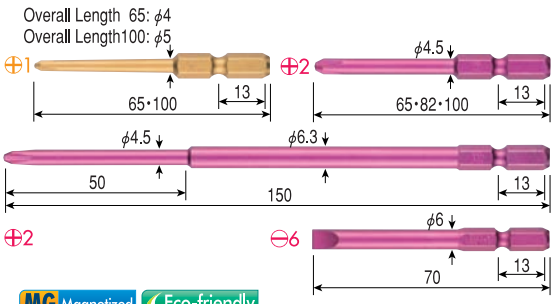

MG Magnetized | Eco-friendly

Mounting quantity: 2 Inner Ctn.: 10 sets

Model No.	Contents	Heat treatment classification	Card size (mm)	JAN code (4907587)
IR161065	⊕ 1× 65	H	160×35	348746
IR161100	⊕ 1×100	H	160×35	348753
IR162065	⊕ 2× 65	H	160×35	348760
IR162082	⊕ 2× 82	H	160×35	348777
IR162100	⊕ 2×100	H	160×35	348784
IR162150	⊕ 2×150	H	210×35	348791
IR166070	⊖ 6× 70	H	160×35	348739

IR5P01 IR5P02

MG Magnetized | Eco-friendly

Inner Ctn. : 10 sets

Model No.	Contents	Heat treatment classification	Package size (mm)	JAN code (4907587)
IR5P01	⊕1×ϕ4.0×65, ⊕2×ϕ4.5×100 ⊕2/ ⊕1×65, ⊕2×110, ⊕3×65	H	160×70	349514
IR5P02	⊕1×65, ⊕2×65, ⊕3×65 ⊕2×110 (2 for each)	H	160×70	349521

H 6.35 mm

Construction Bits

Standard Bit

Doulbe-end Economical double end bit

Recessed For limited area

SQUARE DOUBLE END BIT 2-Piece/5-Piece Set Patented

Doulbe-end 6.35 mm

3/32" (SQ1)
1/8" (SQ2)
9/64" (SQ3)

環境対策

Mounting quantity: 2 Inner Ctn.: 10 sets

Model No.	Contents	Heat treatment classification	Card size (mm)	JAN code (4907587)
A14SQ1065	SQ No.1× 65	H	160×35	355508
A14SQ2065	SQ No.2× 65	H	160×35	355379
A14SQ2110	SQ No.2×110	H	160×35	355393
A14SQ2150	SQ No.2×150	H	210×35	355515
A14SQ3065	SQ No.3× 65	H	160×35	355386
A14SQ3110	SQ No.3×110	H	160×35	355409
A14SQ3150	SQ No.3×150	H	210×35	355522

BW-41

BW-42

BW-43

BW-44

BW-45

BW-46

BW-47

Eco-friendly

Outer Ctn. : 10, with one holder case

Model No.	Contents	Heat treatment classification	Card size (mm)	JAN code (4907587)
BW-41	SQ No.2× 65 5pcs.	H	140×70	355416
BW-42	SQ No.3× 65 5pcs.	H	140×70	355423
BW-43	SQ No.2×110 5pcs.	H	140×70	355430
BW-44	SQ No.3×110 5pcs.	H	140×70	355447
BW-45	SQ No.2× 65 3pcs. SQ No.2×110 2pcs.	H	140×70	355454
BW-46	SQ No.3× 65 3pcs. SQ No.3×110 2pcs.	H	140×70	355461
BW-47	SQ No.2× 65 1pc. SQ No.3× 65 2pcs. SQ No.2×110 1pc. SQ No.3×110 1pc.	H	140×70	355478

Card size: (H×W) mm; (Thickness): 23 mm

SQUARE DOUBLE END BIT 2-Piece/5-Piece Set

Doulbe-end 6.35 mm

3/32" (SQ1)
1/8" (SQ2)
9/64" (SQ3)

環境対策

Mounting quantity: 2 Inner Ctn.: 10 sets

Model No.	Contents	Heat treatment classification	Card size (mm)	JAN code (4907587)
A14RSQ1065	SQ No.1× 65	H	160×35	355584
A14RSQ2110	SQ No.2×110	H	160×35	355607
A14RSQ2150	SQ No.2×150	H	210×35	355614
A14RSQ3065	SQ No.3× 65	H	160×35	355621
A14RSQ3110	SQ No.3×110	H	160×35	355638

BW-401

BW-403

BW-405

BW-407

Eco-friendly

Outer Ctn. : 10, with one holder case

Model No.	Contents	Heat treatment classification	Card size (mm)	JAN code (4907587)
BW-401	SQ No.2× 65 5pcs.	H	140×70	355652
BW-403	SQ No.2×110 5pcs.	H	140×70	355676
BW-405	SQ No.2× 65 3pcs. SQ No.2×110 2pcs.	H	140×70	355690
BW-407	SQ No.2× 65 1pc. SQ No.3× 65 2pcs. SQ No.2×110 1pc. SQ No.3×110 1pc.	H	140×70	355713

Card size: (H×W) mm; (Thickness): 23 mm

SQUARE BIT

Doulbe-end Recessed 6.35 mm



MG Magnetized Eco-friendly

Mounting quantity: 2 Inner Ctn.: 10 sets

Model No.	Contents	Card size (mm)	JAN code (4907587)
M16SQ1065	SQ No.1× 65	160×35	355348
M16SQ2065	SQ No.2× 65	160×35	355355
M16SQ3065	SQ No.3× 65	160×35	355362
M16SQ2110	SQ No.2×110	160×35	355164
M16SQ3110	SQ No.3×110	160×35	355089
M16SQ2150	SQ No.2×150	210×35	354617
M16SQ3150	SQ No.3×150	210×35	354624

6.35 mm For impact drivers

Hex Bit 1-Piece/5-Piece Set

Recessed 6.35 mm

MG Magnetized Eco-friendly Mounting quantity: 1 Inner Ctn.: 10 sets

Model No.	Contents	Card size (mm)	JAN code (4907587)
SM16H020	A/F 2 × 65	135×35	356352
SM16H025	A/F 2.5× 65	135×35	356369
SM16H030	A/F 3 × 65	135×35	356376
SM16H040	A/F 4 × 65	135×35	356383
SM16H050	A/F 5 × 65	135×35	356390
SM16H060	A/F 6 × 65	135×35	356406
SM16H080	A/F 8 × 65	135×35	358479

BW-31

MG Magnetized Eco-friendly

Outer Ctn. : 10, with one holder case

Model No.	Contents	Card size (mm)	JAN code (4907587)
BW-31	A/F 2.5, 3, 4, 5, 6×65	140×70	356574

Card size: (H×W) mm; (Thickness): 23 mm

Ball Point Bit

6.35 mm

MG Magnetized Eco-friendly Mounting quantity: 1 Inner Ctn.: 10 sets

Model No.	Contents	Card size (mm)	JAN code (4907587)
SM16BP40	A/F 4 × 82	160×35	358806
SM16BP50	A/F 5 × 82	160×35	358813
SM16BP60	A/F 6 × 82	160×35	358820

Bit

Recessed 6.35 mm



MG Magnetized Eco-friendly Mounting quantity: 2 Inner Ctn.: 10 sets

Model No.	Contents	Card size (mm)	JAN code (4907587)
D830082	⊕0×82	160×35	358462
D831045	⊕1×3.8× 45	160×35	356680
D831075	⊕1×4 × 75	160×35	356697
D832075	⊕2×5 × 75	160×35	356703
D832100	⊕2×5 ×100	160×35	356710
D832150	⊕2×5×6×150	210×35	356727

TORX Bit (Tamper-Proof)

Recessed 6.35 mm



MG Magnetized Eco-friendly Mounting quantity: 1 Inner Ctn.: 10 sets

Model No.	Contents	Card size (mm)	JAN code (4907587)
SMVT08H	VT 8H× 65	135×35	356413
SMVT10H	VT10H× 65	135×35	356420
SMVT15H	VT15H× 65	135×35	356437
SMVT20H	VT20H× 65	135×35	356444
SMVT25H	VT25H× 65	135×35	356451
SMVT27H	VT27H× 65	135×35	356468
SMVT30H	VT30H× 65	135×35	356475
SMVT40H	VT40H× 65	135×35	356482

Bit for small precision screws

Recessed 6.35 mm

MG Magnetized Eco-friendly Mounting quantity: 2 Inner Ctn.: 10 sets

Model No.	Contents	Card size (mm)	JAN code (4907587)
M160082	⊕0× 82	160×35	358455

H 6.35 mm

Construction Bits

Gold Bit

Doulbe-end Economical double end bit

Recessed For limited area

Double End Gold Color Bit

Doulbe-end 6.35 mm ⊕

Eco-friendly

Mounting quantity: 2 Inner Ctn.: 10 sets

Model No.	Content	Heat treatment classification	Card size (mm)	JAN code (4907587)
GA142200	⊕2×200	H	260×35	346063

Double End Gold Color Bit (Magnetic)

Doulbe-end 6.35 mm ⊕

MG Magnetized Eco-friendly

Mounting quantity: 2 (For GM142300 and GM142500, one for each) Inner Ctn.: 10 sets

Model No.	Content	Heat treatment classification	Card size (mm)	JAN code (4907587)
GM141065	⊕1× 65	H	135×35	346100
GM141110	⊕1×110	H	160×35	346117
GM142045	⊕2× 45	H	135×35	346124
GM142065	⊕2× 65	H	135×35	346131
GM142110	⊕2×110	H	160×35	346148
GM143065	⊕3× 65	H	135×35	346162
GM142150	⊕2×150	H	210×35	346155
GM142200	⊕2×200	H	260×35	346179
GM142300	⊕2×300	H	340×35※	346186
GM142500	⊕2×500	H	540×35※	346193
GM143110	⊕3×110	H	160×35	355232

※Silver-colored finishing, with S-hanger

⊕⊖ Double End Gold Color Bit

Doulbe-end 6.35 mm ⊕ ⊖

MG Magnetized Eco-friendly

Mounting quantity: 2 Inner Ctn.: 10 sets

Model No.	Content	Heat treatment classification	Card size (mm)	JAN code (4907587)
GM141565	⊕1/⊖5×65	H	135×35	346209
GM142665	⊕2/⊖6×65	H	135×35	346216

Step Gold Color Bit

Recessed 6.35 mm ⊕ ⊖



MG Magnetized Eco-friendly

Mounting quantity: 2 Inner Ctn.: 10 sets

Model No.	Content	Heat treatment classification	Card size (mm)	JAN code (4907587)
GM166070	⊖6× 70	G	160×35	346308
GM161065	⊕1× 65	H	135×35	346315
GM161100	⊕1×100	H	160×35	346353
GM162065	⊕2× 65	H	135×35	346322
GM162100	⊕2×100	H	160×35	346339
GM162150	⊕2×150	H	210×35	346346

Square Gold Color Bit

Recessed 6.35 mm ■



MG Magnetized Eco-friendly

Mounting quantity: 1 (For GM16SQ23, 2 for each) Inner Ctn.: 10 sets

Model No.	Content	Card size (mm)	JAN code (4907587)
GM16SQ01	SQ No.1× 65	135×35	353894
GM16SQ23	SQ No.2× 65 SQ No.3× 65	135×35	346384

Hex Gold Color Bit

Recessed 6.35 mm ⬢

MG Magnetized Eco-friendly

Mounting quantity: 1 Inner Ctn.: 10 sets

Model No.	Content	Card size (mm)	JAN code (4907587)
GM16H020	A/F 2 × 65	135×35	346391
GM16H025	A/F 2.5× 65	135×35	346407
GM16H060	A/F 6 × 65	135×35	346445

TORX Gold Color Bit (Tamper-Proof)

Recessed 6.35 mm ✡



MG Magnetized Eco-friendly

Mounting quantity: 1 Inner Ctn.: 10 sets

Model No.	Content	Card size (mm)	JAN code (4907587)
GMVT10H	VT10H× 65	135×35	346896
GMVT15H	VT15H× 65	135×35	346926
GMVT20H	VT20H× 65	135×35	346933
GMVT27H	VT27H× 65	135×35	346995
GMVT30H	VT30H× 65	135×35	346940

6.35 mm For impact drivers

Gold Color Bit

Recessed 6.35 mm

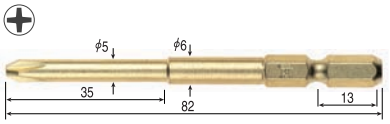

Eco-friendly

Mounting quantity: 2 Inner Ctn.: 10 sets

Model No.	Content	Heat treatment classification	Card size (mm)	JAN code (4907587)
GD812082	⊕ 2× 82	H	160×35	346254

Gold Color Nut Setter (Magnetic)

Mounting quantity: 1 Inner Ctn.: 10 sets

Model No.	Content	Card size (mm)	JAN code (4907587)
GSAM8055	A/F 5/16"×55 (for 5 mm)	135×35	346902
GSAM9655	A/F 3/8"×55 (for 6 mm)	135×35	346919

Gold Color Socket Bit

Eco-friendly

Mounting quantity: 1 Inner Ctn.: 5 sets

Model No.	Content	Card size (mm)	JAN code (4907587)
GA205555	A/F 5.5× 55	135×35	346506
GA201255	A/F 12 × 55	135×35	346551
GA201355	A/F 13 × 55	135×35	346568
GA201455	A/F 14 × 55	135×35	346575

Gold Color Nut Setter (Locked with ball)

Mounting quantity: 1 Inner Ctn.: 5 sets

Model No.	Content	Card size (mm)	JAN code (4907587)
GSB8055	A/F 5/16"×55 (for 5 mm)	135×35	346964
GSB9655	A/F 3/8"×55 (for 6 mm)	135×35	346971

Deep Hole Socket Bit

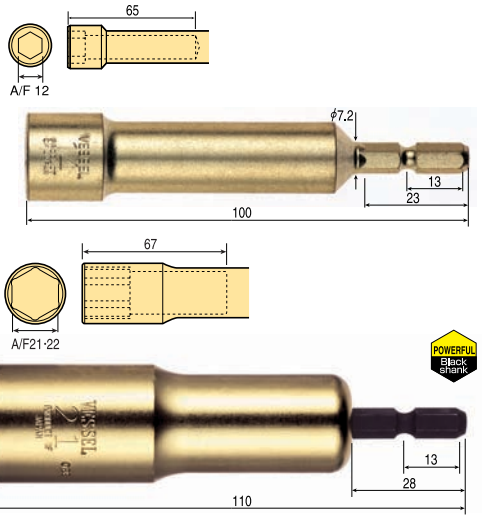

Eco-friendly

Mounting quantity: 1 Inner Ctn.: 5 sets

Model No.	Content	Card size (mm)	JAN code (4907587)
GA203121	A/F 12×Depth: 65×100	160×55	346612
GA203211	A/F 21×Depth: 65×110	185×55	346667
GA203221	A/F 22×Depth: 65×110	185×55	346674

Gold Color Socket Adapter



Eco-friendly

Mounting quantity: 1 Inner Ctn.: 5 sets

Model No.	Content	Card size (mm)	JAN code (4907587)
GA20BSQ2	Socket mounting angle 6.35 (1/4")×45	135×35	346803

H 6.35 mm

Construction Bits

Gold Bit

Doulbe-end Economical double end bit

Recessed For limited area

Gold Color Bit 5-Piece Set

Doulbe-end Recessed 6.35 mm

BW-51

BW-52

BW-53

BW-54

BW-55

MG Magnetized Eco-friendly

Outer Ctn. : 10, with one holder case

Model No.	Contents	Card size (mm)	JAN code (4907587)
BW-51	Double End Gold Color Bit ⊕2× 45…5pcs.	95×70	350510
BW-52	Double End Gold Color Bit ⊕2× 65…5pcs.	95×70	350527
BW-53	Double End Gold Color Bit ⊕2×110…5pcs.	140×70	350534
BW-54	Double End Gold Color Bit ⊕2× 45…1pc. ⊕2× 65…2pcs.⊕2×110…2pcs.	140×70	350541
BW-55	Double End Gold Color Bit ⊕2× 65…1pc. ⊕2×110…1pc. ⊕⊖Double End Gold Color Bit ⊕2/⊖6×65…1pc. Gold Color Bit ⊕1×100…1pc. ⊕2×100…1pc.	140×70	350558

Card size: (H×W) mm; (Thickness): 23 mm

Gold Color Bit 10-Piece Set

Doulbe-end Recessed 6.35 mm

BW-10

BW-11

BW-12

BW-13

BW-14

BW-15

MG Magnetized Eco-friendly Except BW-10

Outer Ctn. : 10, with one holder case

Model No.	Contents	Card size (mm)	JAN code (4907587)
BW-10	Gold Color Short Bit…10 pcs. ⊕ 1, ⊕ 2, ⊕ 3, ⊖ 4, ⊖ 6 A/F2.5, 3, 4, 5, 6 Bit holder with magnet…1 pc.	120× 85	350206
BW-11	Double End Gold Color Bit ⊕2× 45…10 pcs.	120× 85	350213
BW-12	Double End Gold Color Bit ⊕2× 65…10 pcs.	120× 85	350220
BW-13	Double End Gold Color Bit ⊕2×110…10 pcs.	150×100	350237
BW-14	Double End Gold Color Bit ⊕2× 45…2 pcs. ⊕2× 65…6 pcs. ⊕2×110…2 pcs.	150×100	350244
BW-15	Double End Gold Color Bit ⊕1× 65…1 pc. ⊕2×110…1 pc. ⊕2× 45…2 pcs. ⊕3× 65…1 pc. ⊕2× 65…2 pcs. ⊕⊖ Double End Gold Color Bit ⊕2/⊖6×65…1 pc. Step Gold Color Bit ⊕1×100…1 pc. ⊕2×100…1 pc.	150×100	350251

Card size: (H×W) mm; (Thickness): 23 mm

Gold Color Bit 5-Piece Set

Recessed 6.35 mm

BW-66

BW-67

MG Magnetized Eco-friendly

Outer Ctn. : 10, with one holder case

Model No.	Contents	Card size (mm)	JAN code (4907587)
BW-66	Gold Color Bit ⊕ 2× 65…5pcs.	140×70	353955
BW-67	Gold Color Bit ⊕ 2×100…5pcs.	140×70	353962

6.35 mm For impact drivers

Double End Bit

Double-end 6.35 mm ⊕



MG Magnetized Eco-friendly Mounting quantity: 2 Inner Ctn.: 10 sets

Model No.	Contents	Heat treatment classification	Card size (mm)	JAN code (4907587)
M141065	⊕1× 65	H	170×42	345554
M142045	⊕2× 45	H	170×42	345462

Bit

Recessed 6.35 mm ⊕ ⊖

MG Magnetized Eco-friendly Mounting quantity: 2 Inner Ctn.: 10 sets

Model No.	Contents	Heat treatment classification	Card size (mm)	JAN code (4907587)
M160026	⊕2×4.5×65 ⊖6×45	H	170×42	345585

⊕⊖ Double End Bit

Double-end 6.35 mm ⊕ ⊖



MG Magnetized Eco-friendly Mounting quantity: 2 Inner Ctn.: 10 sets

Model No.	Contents	Heat treatment classification	Card size (mm)	JAN code (4907587)
M141565	⊕1/⊖5×65	H	170×42	345639

Socket Bit

6.35 mm ⬡



Eco-friendly Mounting quantity: 1 Inner Ctn.: 5 sets

Model No.	Contents	Card size (mm)	JAN code (4907587)
A205555	A/F 5.5× 55	170×42	345080
A201055	A/F 10 × 55	170×42	345127
A201255	A/F 12 × 55	170×42	345134

Double End Bit 5-Piece/10-Piece Set

BW-114

BW-151

MG Magnetized Eco-friendly Outer Ctn. : 10, with one holder case

Model No.	Contents	Card size (mm)	JAN code (4907587)
BW-114	⊕ 2× 45…2pcs. ⊕ 2× 65…6pcs. ⊕ 2×110…2pcs.	150×100	350442
BW-151	⊕ 2× 45…5pcs.	95× 70	350619

Card size: (H×W) mm; (Thickness): 23 mm

H 6.35 mm

Construction Bits

Others

Socket Bit Belt

BW-70

Outer Ctn. : 10, with one holder case

Model No.	Contents	Card size (mm)	JAN code (4907587)
BW-70	A/F 8×60 A/F 10×60 A/F 12×60 A/F 13×60 A/F 14×60…1pc. each	140×80	357755

Card size: (H×W) mm; (Thickness): 23 mm

Refill Bits (For power tools)

SB

Model No.	Contents	Card size (mm)	JAN code (4907587)
SB A/F 5/16×55	Nut Setter SB A/F 5/16×55…5pcs.	127×87	350176
SB A/F 3/8 ×55	Nut Setter SB A/F 3/ 8×55…5pcs.	127×87	350183

Card size: (H×W) mm; (Thickness): 15 mm

No. D80 Cordless Screwdriver Bit

6.35 mm ⊕ ⊖

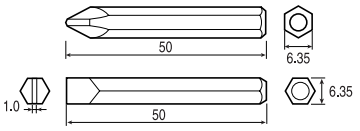

Inner Ctn.: 1 set, Outer Ctn. : 50 sets

Model No.	Contents	Card size (mm)	JAN code (4907587)
D80	⊕1, ⊕2, ⊖6.3×50…1pc. each	125×55×8	345516

Gold Bits (in zip pack)

Packaged in a plastic pack with zipper, handy for storage.

MG Magnetized Eco-friendly

Inner Ctn.: 10 sets

Model No.	Contents	Package size (mm)	JAN code (4907587)
GM-A14	Double End Gold Color Bit ⊕ 2×45H…10pcs.	145×80	335104
	Double End Gold Color Bit 65H…10pcs.	145×80	335111
	Double End Gold Color Bit 110H…10pcs.	190×80	335128
GM-A16	Standard Gold Color Bit ⊕ 1×3×65H…10pcs.	145×80	335135
	Standard Gold Color Bit 100H…10pcs.	190×80	335142
	Standard Gold Color Bit ⊕ 2×4.5×65H…10pcs.	145×80	335159
	Standard Gold Color Bit 100H…10pcs.	190×80	335166

No. BWS series

Patented

BWS-52 BWS-54 BWS-55

MG Magnetized

Inner Ctn.: 10 sets

Model No.	Contents	Card size (mm)	JAN code (4907587)
BWS-52	Double End Cushion Bit ⊕2× 65…5pcs.	180×100×38	356857
BWS-54	Double End Cushion Bit ⊕2× 65…3pcs. ⊕2×110…2pcs.	180×100×38	356871
BWS-55	Double End Cushion Bit ⊕2× 65…2pcs. ⊕2×110…1pc. Cushion Bit ⊕1×100…1pc. ⊕2×100…1pc.	180×100×38	356888

No. BWL series

Patented

BWL-52 BWL-53 BWL-54

MG Magnetized

Inner Ctn.: 10 sets

Model No.	Contents	Card size (mm)	JAN code (4907587)
BWL-52	LED Flashlight, Double End Cushion Bit ⊕2×65…4pcs.	180×100×38	356895
BWL-53	LED Flashlight, Double End Cushion Bit ⊕2×110…4pcs.	180×100×38	356901
BWL-54	LED Flashlight, Double End Cushion Bit ⊕2×65…2pcs. ⊕2×110…2pcs.	180×100×38	356918

No. BWH

Patented

BWH-55

MG Magnetized

Inner Ctn.: 10 sets

Model No.	Contents	Card size (mm)	JAN code (4907587)
BWH-55	Screw catcher, Inch bit ⊕1, ⊕2, ⊕3, ⊖4, ⊖6, SQ1, SQ2, SQ3	180×100×38	356925

Bit Belt Holder

Patented

BBR-5



BB-5 BB-10

Inner carton quantity: 5pcs (10pcs for BB-5 / BB-10)

Model No.	Contents	Package size (mm)	JAN code (4907587)
BBR-5	Bit belt holder (red)	175×130×30	358660
BBY-5	Bit belt holder (yellow)	175×130×30	358677
BB-5	Bit belt holder (for 5 pcs.)	—	358684
BB-10	Bit belt holder (for 10 pcs.)	—	358691

ONE POINT

BWS series

The expandable belt and buckle allow attachment to batteries and electric impact drivers, as well as wrist and hip belts.



BWL series

Attachment to whatever tool you're using enables quick bit changes thanks to the miniature spotlight feature. The bright, white LED spotlight illuminates darkened work areas.

BWH series

The bit tip is automatically fitted into the screw head simply by moving it close to the screw. The strong magnetic tip allows for secure positioning of even long screws, and the elimination of falling screws means that screw tightening operations can be carried out with one hand.

H 6.35 mm

Construction Sockets

GO-TAN Series

A combination of technologies has achieved a socket bit series for high impact work that boasts outstanding durability with a rust-resistant mirror finish that makes this series the perfect solution for the rigors and problems of construction and installation sites.
We support our professional users with new, innovative ideas.

Patent Pending

GO-TAN Mirror Socket

These sockets have been polished to a mirror finish, and with their streamlined design fit snugly in the hand.

18V
Designed for use with high-power tools.

An axial press-fit system and versatile high torque technology has produced a socket that is durable enough for 18V high impact drivers.
The sockets, tempered to optimum hardness, are bonded to the shank, and boast features which include a shock dispersal zone that disperses stress concentrations.

Model	Shape	Feature	Application: Temporary housing	Formwork	Wood working	Interior finish work	Exterior wall	Equipment installation
DEEP HOLE Patented		Our DEEP HOLE SOCKETS are among our most popular items. Strong, light, and rust-resistant with a mirror finish. 12-point sockets easily engage nuts and bolts.	★★☆	★★★	★★★	★☆☆	★☆☆	★★☆
TILT Patented		This is an exceptionally excellent socket. Ordinarily it can be used as a long socket, but quickly converts to a tilt socket for those hard-to-reach corner and edge jobs.	☆☆☆	☆☆☆	★★★	★☆☆	★★☆	★★☆
SUPER LONG Patented		At 110mm long, our super long sockets are convenient for tightening bolts, and are particularly convenient for tightening protruding bolts.	☆☆☆	★★☆	☆☆☆	★★★	☆☆☆	★★★
"GO-TAN" MIRROR Patent Pending		Our GO-TAN Mirror Sockets have been designed with streamlined shape to enable them to fit snugly in the hand. A shock absorbing part in the shaft provides maximum absorption of the shocks from the impact driver, resulting in 4 times the durability of conventional models.	★★☆	★★★	★★★	★☆☆	★☆☆	★★☆
SCAFFOLDING WORKER'S		Our scaffolding worker's socket is a semi-long type socket designed especially for construction scaffolding. Light and easy to carry, these sockets feature a press-fit design for improved durability.	★★★	☆☆☆	☆☆☆	☆☆☆	☆☆☆	☆☆☆
"KUROTAN" Patent Pending		Our KUROTAN socket series feature an all-black design favored by professionals. A shock absorbing part results in twice the durability of conventional models.	★★☆	★★★	★★★	★☆☆	★☆☆	★★☆
RUBBLE-REMOVING SOCKET for PLASTIC CONE		Super hard steel is used for the tip. Quickly grinds away troublesome rubble (concrete) so plastic cones can be set and pulled more rapidly.	☆☆☆	★★★	☆☆☆	☆☆☆	☆☆☆	☆☆☆
FULLY THREADED SOCKET		3 rollers securely hold the bolt without damaging threads.	☆☆☆	☆☆☆	☆☆☆	★★★	☆☆☆	★★★
RING NUT SETTER		The spring-loaded ring of our ring nut setters securely grips flanged screws, solving the problem of iron dust attracted by the magnets of conventional models, making these ring nut setters ideal for siding work.	☆☆☆	☆☆☆	★★☆	★★☆	★★★	★★☆

Construction Sockets
GO-TAN Series

12 Surface contact in 12 corners

Press-fit shank prevents breaking and twisting

"GO-TAN" (Hard Forged) Mirror Socket Patent Pending

The shank with molded resin part has been press-fit into the socket. By dispersing the excessive stress to the shank, its durability has become four times higher than conventional models.

※Based on our own tests. ※Except TA200811 and TA201011.

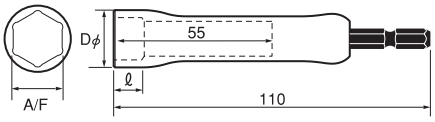

Inner Ctn.: 5 sets, Outer Ctn. : 100 sets

Model No.	A/F	Dφ (mm)	ℓ (mm)	Overall Length (mm)	Card size (mm)	JAN code (4907587)
TA200811	8	14	6.5	110	165×35	358356
TA201011	10	16	6.5	110	165×35	358363
TA201211	12	18	7.5	110	165×35	358370
TA201311	13	19	8	110	165×35	358387
TA201411	14	20	8	110	165×35	358394
TA201711	17	23	9	110	165×35	358400
TA201911	19	25	10	110	165×35	358417
TA202111	21	28	11	110	165×35	358424
TA202211	22	29	13	110	165×35	358431
TA202411	24	32	13	110	165×35	358448

※The colors of the A/F column in the table indicate the seal colors.

"KUROTAN" Socket Patent Pending

Our proprietary press-fit technology prevents shank breakage. Outstanding durability.

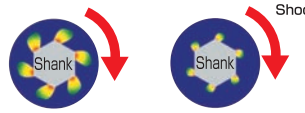

Conventional model
Stress concentrated at the corners

"KUROTAN" socket
Stress dispersed by the sliding shank

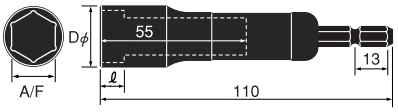

Inner Ctn.: 5 sets, Outer Ctn. : 100 sets

Model No.	A/F	Dφ (mm)	ℓ (mm)	Overall Length (mm)	Card size (mm)	JAN code (4907587)
HA201711	17	23	9	110	160×35	357724
HA201911	19	25	10	110	160×35	357731
HA202111	21	28	11	110	160×35	357748

※The colors of the A/F column in the table indicate the seal colors.

Scaffolding Worker's Socket

For fastening 17mm bolts and dual-purpose clamps commonly used for the scaffoldings.

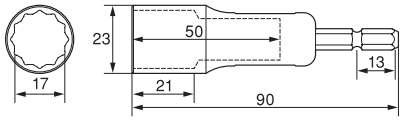

Inner Ctn.: 5 sets, Outer Ctn. : 100 sets

Model No.	A/F	Dφ (mm)	ℓ (mm)	Overall Length (mm)	Card size (mm)	JAN code (4907587)
LAS20179	17	23	21	90	146×35	345998

※The colors of the A/F column in the table indicate the seal colors.

Tilt Socket Patented

Pull to Bend, push to Lock. You can use the both features.
If not obstructed by anything, pushing locks the neck enabling use as a deep socket. When tightening in cor-

Tightening of duct coupling

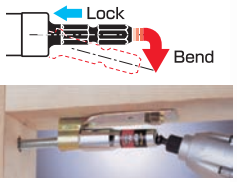

Tightening of strap bolts

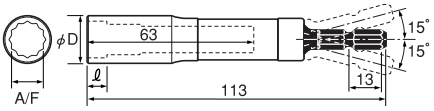

Inner Ctn.: 5 sets, Outer Ctn. : 100 sets

Model No.	A/F	Dφ (mm)	ℓ (mm)	Overall Length (mm)	Card size (mm)	JAN code (4907587)
WA201011	10	16	6.5	113	165×35	356017
WA201211	12	18	7.5	113	165×35	355843
WA201311	13	19	8	113	165×35	355850
WA201411	14	20	8	113	165×35	355867
WA201711	17	23	9	113	165×35	355874
WA201911	19	25	10	113	165×35	355881
WA202111	21	28	11	113	165×35	355898
WA202211	22	29	13	113	165×35	357663
WA202411	24	32	13	113	165×35	357670

※The colors of the A/F column in the table indicate the seal colors.

Tilt Bit Holder Patented

Thanks to a hand-turned grip, users can work in a stable posture.

Installing tension and angle brackets

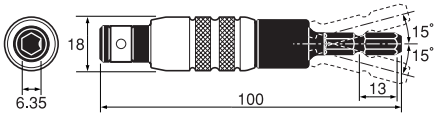

Inner Ctn.: 5 sets, Outer Ctn. : 100 sets

Model No.	Bit mounting angle (mm)	Outer diameter φ (mm)	Overall Length (mm)	Card size (mm)	JAN code (4907587)
WBJ100	6.35	18	100	160×35	355959

Tilt Socket Adapter Patent Pending

High hardness HRC60 to prevent wear on corners

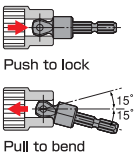

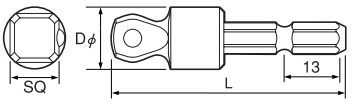

Inner Ctn.: 5 sets, Outer Ctn. : 100 sets

Model No.	Socket mounting SQ (mm)	Dφ (mm)	Overall Length (mm)	Card size (mm)	JAN code (4907587)
A20WSQ3	9.5	13	56	114×35	355935
A20WSQ4	12.7	16	60	117×35	355942

15° Pull to bend, push to lock | SIZE Color-coded by size | 6.35 mm For impact drivers | LONG Long sized for deep spots | 26°30' Easy insertion to chuck | GRIP Turning grip | Keep the nut at the tip

Super Long Socket

Patentec

12 | Press-fit | 26°30' | LONG | 6.35 mm | SIZE

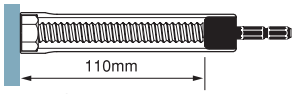

Handy for tightening protruding bolts.



For anchor bolts, form ties, hanger bolts, overhead cement hangers, etc.

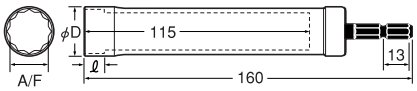

Inner Ctn.: 5 sets, Outer Ctn. : 50 sets

Model No.	A/F	Dφ (mm)	ℓ (mm)	Overall Length (mm)	Card size (mm)	JAN code (4907587)
XA201715	17	23	9	160	217×35	345936
XA201915	19	25	10	160	217×35	345943
XA202115	21	28	11	160	217×35	345950
XA202415	24	32	13	160	217×35	357694

※The colors of the A/F column in the table indicate the seal colors.

Deep Hole Socket

Patented

12 | Press-fit | 26°30' | 6.35 mm | SIZE

Tightening of step clamp

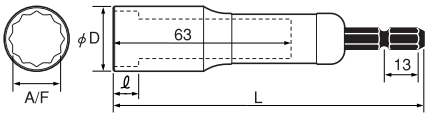

Inner Ctn.: 5 sets, Outer Ctn. : 100 sets (LA202411 only has inner ctn.)

Model No.	A/F	Dφ (mm)	ℓ (mm)	Overall Length (mm)	Card size (mm)	JAN code (4907587)
LA200811	8	14	6.5	110	160×35	345684
LA201011	10	16	6.5	110	160×35	345691
LA201211	12	18	7.5	110	160×35	345707
LA201311	13	19	8	110	160×35	345714
LA201411	14	20	8	110	160×35	345721
LA201711	17	23	9	110	160×35	345738
LA201911	19	25	10	110	160×35	345745
LA202111	21	28	11	110	160×35	345752
LA202211	22	29	13	110	160×35	357687
LA202411	24	32	13	110	160×35	345769

※The colors of the A/F column in the table indicate the seal colors.

Drop-ceiling Socket

Patented

12 | Press-fit | 26°30' | LONG | 6.35 mm

For drop-ceiling work and adjusting & dismantling operation of pipe and duct.

Its lightness enhances workability.
The press-fit shank is strong against breakage.

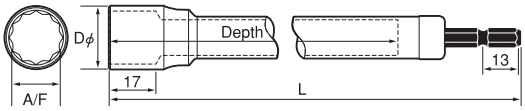

Inner Ctn.: 5 sets

Model No.	A/F	Dφ (mm)	Depth (mm)	Overall Length (mm)	Card size (mm)	JAN code (4907587)
KA201730	17	23	255	300	355×35	357229
KA201750	17	23	455	500	555×35	357236
KA201770	17	23	655	700	755×35	357243

※The colors of the A/F column in the table indicate the seal colors.

ONE POINT

The **lightest** and **strongest** in the industry.

Drop-ceiling work is characterized by the repeated raising and lowering of tools over the worker's head. The key to reducing worker fatigue and increasing work efficiency is "lightness." In addition, the press-fit design of these sockets make them No. 1 in terms of "strength" as well.



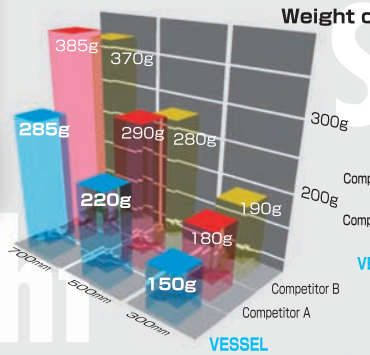

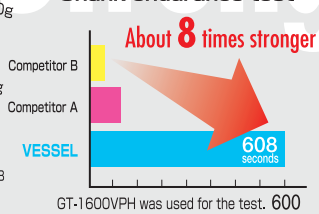

GT-1600VPH was used for the test. 600
[Air input pressure: 0.6MPa]

H 6.35 mm

Construction Sockets
GO-TAN Series

12 Surface contact in 12 corners

Press-fit shank prevents breaking and twisting

Socket

Axial Press-fitting is strong against twisting

Installing piping or wiring supports

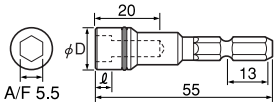

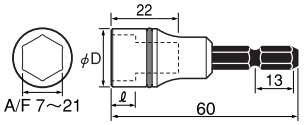

Inner Ctn.: 5 sets, Outer Ctn. : 100 sets

Model No.	A/F	φD (mm)	ℓ (mm)	Overall Length (mm)	Card size (mm)	JAN code (4907587)
SA205555	5.5	10	3.5	55	110×35	345806
SA200755	7	13	5	60	115×35	345813
SA200860	8	13.5	6.5	60	115×35	345820
SA209660	9.6	16	6.5	60	115×35	345837
SA201060	10	16	6.5	60	115×35	345844
SA201260	12	18	8	60	115×35	345851
SA201360	13	19	8	60	115×35	345868
SA201460	14	20	8	60	115×35	345875
SA201760	17	23	9	60	115×35	345882

※The colors of the A/F column in the table indicate the seal colors.

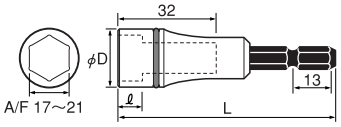

Semi-Long Type

Inner Ctn.: 5 sets, Outer Ctn. : 100 sets

Model No.	A/F	φD (mm)	ℓ (mm)	Overall Length (mm)	Card size (mm)	JAN code (4907587)
SA201770	17	23	9	70	125×35	345967
SA201970	19	25	10	70	125×35	345899
SA202170	21	28	11	70	125×35	345905

※The colors of the A/F column in the table indicate the seal colors.

Universal Socket Adapter

Patented

Simply mount your sockets and go right to work.
(Check square drive size.)

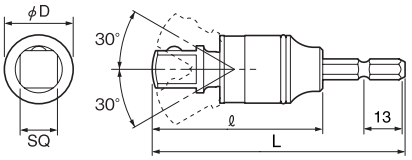

Inner Ctn.: 5 sets, Outer Ctn. : 100 sets

Model No.	Square drive size A/F (mm)	φD (mm)	ℓ (mm)	Overall Length (mm)	Card size (mm)	JAN code (4907587)
A20USQ3	9.5	20	49	77	35×133	357205
A20USQ4	12.7	23	56	84	35×140	357212

※The colors of the A/F column in the table indicate the seal colors.

Socket Adapter

Except A20BSQ2.

Simply mount your sockets and go right to work.
(Check square drive size.)

High hardness HRC60 to prevent wear on corners

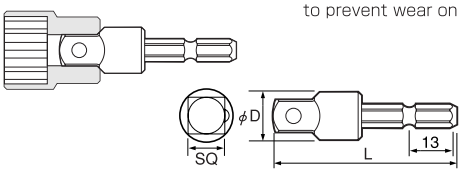

Inner Ctn.: 5 sets, Outer Ctn. : 100 sets

Model No.	Square drive size A/F (mm)	φD (mm)	Overall Length (mm)	Card size (mm)	JAN code (4907587)
A20BSQ2	6.35	8	45	105×35	355904
A20BSQ3	9.5	13	54	112×35	355911
A20BSQ4	12.7	16	59	117×35	355928

Ring Nut Setter

Magnets attract iron dust. Ball locks lose the ball.
The spring ring solves those problems by securely holding the screw!

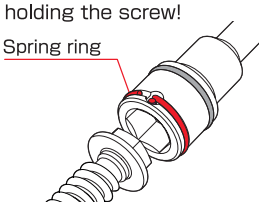

A ring nut setter is the best choice for securely fastening drill screws or flanged hexagon head screws with in high places as when anchoring angled plates in the middle.

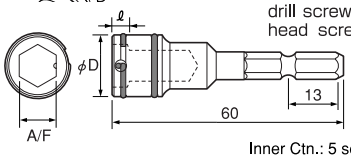

Inner Ctn.: 5 sets, Outer Ctn. : 100 sets

Model No.	A/F	φD (mm)	ℓ (mm)	Overall Length (mm)	Card size (mm)	JAN code (4907587)
SAR0860	8	13	3	60	115×35	355980
SAR9660	9.6	16	4	60	115×35	355997
SAR1060	10	16	5	60	115×35	356000

※The colors of the A/F column in the table indicate the seal colors.

Long Bit Holder

Problems are quickly solved with a 6.35 mm hexagon bit or long type bit. Thanks to a hand-turned grip, users can work in a stable posture.

Tightening screws in high places or when nearby obstructions make work difficult.

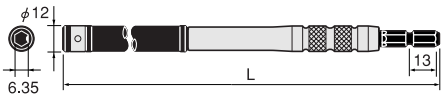

Inner Ctn.: 5 sets, Outer Ctn. : 100 sets

Model No.	Chuck anvil size A/F (mm)	Outer diameter φ(mm)	Overall Length (mm)	Card size (mm)	JAN code (4907587)
EXJ150	6.35	12	150	205×35	355966
EXJ300	6.35	12	300	355×35	355973

15° Pull to bend, push to lock | SIZE Color-coded by size | 6.35 mm For impact drivers | LONG Long sized for deep spots | 26°30' Easy insertion to chuck | GRIP Turning grip | Keep the nut at the tip

Fully Threaded Socket

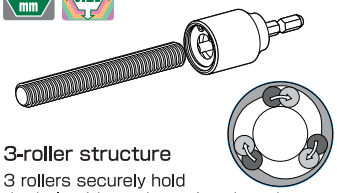

3-roller structure
3 rollers securely hold the bolt without damaging threads.



Hanger bolt for drop ceiling

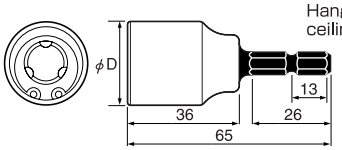

Inner Ctn.: 5 sets

Model No.	Screw size	φD (mm)	Overall Length (mm)	Card size (mm)	JAN code (4907587)
GA20ZW25	5/16	23	65	125×35	346759
GA20ZW30	3/ 8	28	65	125×35	346766
GA20ZW40	1/ 2	28	65	125×35	346773

Form Tie Socket (For Ivy Form Ties) Patented

26°30' 6.35 mm SIZE 12 Press-fit

Removes the ivy form tie and nut at the same time.



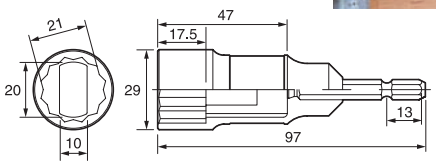

Inner Ctn.: 5 sets

Model No.	A/F	φD (mm)	Overall Length (mm)	Card size (mm)	JAN code (4907587)
A202110F	21	29	97	160×35	358349

Form Tie Socket Patented

26°30' 6.35 mm Press-fit

Use for setting and striking Ivy-form or K type form tie.

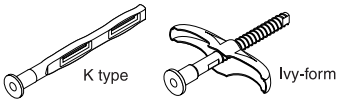

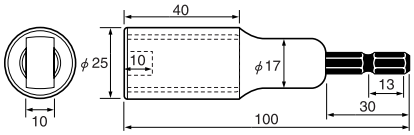

Inner Ctn.: 5 sets

Model No.	A/F	φD (mm)	Overall Length (mm)	Card size (mm)	JAN code (4907587)
GA20F101	10	25	100	160×35	346704

H 6.35 mm

Rubble-removing Socket for Plastic Cone

26°30' 6.35 mm SIZE

Super hard steel is used for the tip. Quickly grinds away troublesome rubble (concrete) so plastic cones can be set and pulled more rapidly.

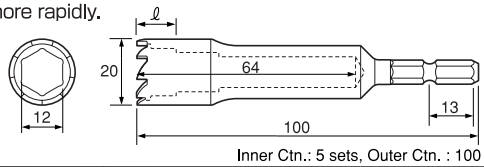

Inner Ctn.: 5 sets, Outer Ctn. : 100 sets

Model No.	A/F	φD (mm)	ℓ (mm)	Overall Length (mm)	Card size (mm)	JAN code (4907587)
A201210G	12	20	11	100	155×35	345929

Socket for Plastic Cone

26°30' 6.35 mm SIZE

Cost-efficient specification
The shaft can be hit with a hammer to remove concrete rubble.

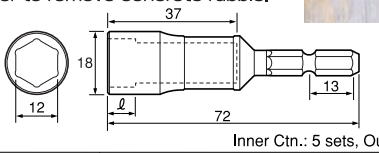

Inner Ctn.: 5 sets, Outer Ctn. : 100 sets

Model No.	A/F	φD (mm)	ℓ (mm)	Overall Length (mm)	Card size (mm)	JAN code (4907587)
A201275	12	18	8	72	120×35	345912

Plastic Cone Catcher

26°30' 6.35 mm SIZE

Holds a plastic cone with a spring and a ball to prevent it from dropping.

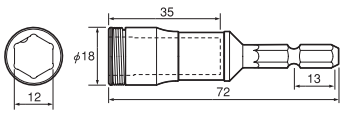

Inner Ctn.: 5 sets, Outer Ctn. : 100 sets

Model No.	A/F	Overall Length (mm)	Card size (mm)	JAN code (4907587)
A201275C	12	72	130×35	358622

Rubble-removing Socket for Plastic Cones (Carbide tipped)

Press-fit 26°30' 6.35 mm SIZE

The hardness of the tip has been increased (HRC51) for higher wear-resistance.

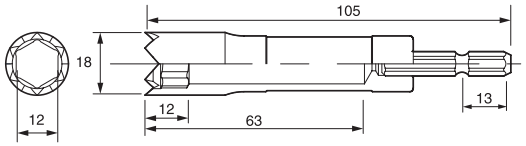

Inner Ctn.: 5 sets

Model No.	A/F	φD (mm)	Overall Length (mm)	Card size (mm)	JAN code (4907587)
A201210B	12	18	105	160×35	358332

Construction Sockets

Magnetic Screw Catcher/ Others

No. BH-15/BH-16/BH-17 Magnetic Screw Catcher

For sinking screws in construction and civil engineering work (i.e., joists and planks, interiors, etc.). A strong magnet assuredly holds screws, therefore can be used with long screws.

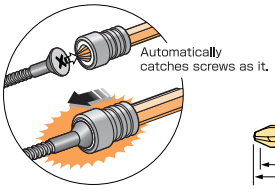

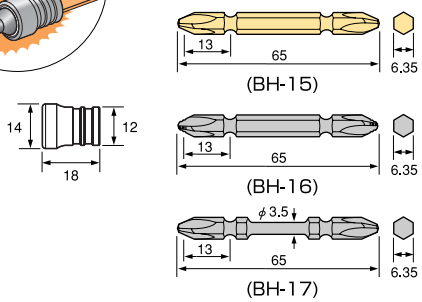

MG Magnetized

No.BH-15 Inner Ctn.: 10 sets

Contents	Card size (mm)	JAN code (4907587)
Magnetic Screw Catch: 1 pc. Double End Gold Color Bit ⊕ 2×65mm 1 pc.	135×45	354884

No.BH-16 Inner Ctn.: 10 sets

Contents	Card size (mm)	JAN code (4907587)
Magnetic Screw Catch: 1 pc. "GIZA" bit ⊕ 2×65mm 1 pc.	135×45	354891

No.BH-17 Inner Ctn.: 10 sets

Contents	Card size (mm)	JAN code (4907587)
Magnetic Screw Catch: 1 pc. Torsion bit ⊕ 2×65mm 1 pc.	135×45	354907

No. BH-13 Screw Adjuster Patented

For construction and civil engineering work.
Prevents over-tightening in sheetrock, particle board, etc.

8～9.5mm

Can be used with bell-shaped screws.

Easily straightens the screw head. Users work assuredly without damaging walls, etc.

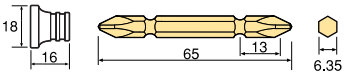

Outer Ctn. : 10 sets

Contents	Card size (mm)	JAN code (4907587)
Screw Adjuster 1 pc. Double End Gold Color Bit ⊕ 2×65mm 1 pc.	135×45	353269

No. BH-11 Screw Catch and Adjuster Patented

For construction and civil engineering work. Ideal for sinking screws in sheetrock, particle board, etc.

8～9.5mm

Can be used with bell-shaped screws.

Built in steel ball strongly holds even long screw, makes single hand operation possible.

Start tightening Complete tightening!

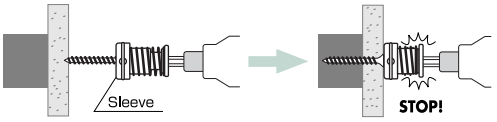

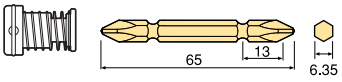

Outer Ctn. : 10 sets

Contents	Card size (mm)	JAN code (4907587)
Screw Catch and Adjuster 1 pc. Double End Gold Color Bit ⊕ 2×65mm 1 pc.	135×45	347053

No. BH-14 Torsion Bit Holder

Gains a torsion effect by simply mounting on a rechargeable or pneumatic driver. Coupled with a high hardness bit, work proceeds smoothly without breaks or wear.

- Greatly enhanced durability
- Increased precision of fastening torque
- Reduced stripping of screw head

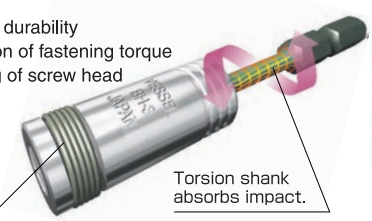

MG Magnetized

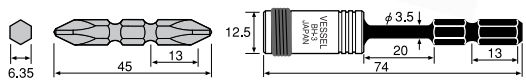

Inner Ctn.: 10 sets

Contents	Card size (mm)	JAN code (4907587)
Torsion Bit Holder 1pc. High Hardness Bit ⊕ 2×45mm 1pc.	160×45	354792

Pin Wrench for Disk Nut

To loosen the disk nut of the disk grinder.
For 100mm-diameter wheel.



Inner Ctn.: 5 sets

Model No.	Pitch of nut holes (mm)	Pin diameter φ (mm)	Card size (mm)	JAN code (4907587)
A202050P	19.5	3.3	107×35	358653

Socket Anvil

Converts 12.7mm squared anvil to 6.35mm hex chuck.

BH-30



BHC-30



■ 12.7mm

Inner Ctn.: 5 sets

Model No.	(SQ)×A/F (H)	Card size (mm)	JAN code (4907587)
BH-30	12.7×6.35	135×60	355249
BHC-30	12.7×6.35	135×60	358639

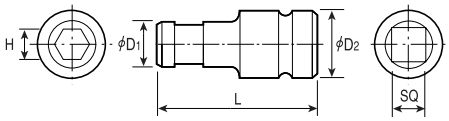

■ 9.5mm
■ 12.7mm

Model No.	(SQ)×A/F (H)	Dimensions D1	D2	L	
A30	9.5×6.35	13	20	45	A14・A16
	9.5×8.0	16	20	47.5	A15・A19
	12.7×6.35	13	25	49	A14・A16
	12.7×8.0	16	25	51	A15・A19

- For the order, specify the product no., size, heat treatment class and quantity.
  Ex.) A30 9.5×6.35 1 pc.

ONE POINT

For simple loosening of disk nuts...

An opposite side 6.35mm pin wrench with hexagonal shaft for disk nuts that can be attached to an impact driver. Disk nuts which cannot be removed by the drill wrench that came with the impact driver can be easily loosened and removed with this unit.

H 6.35 mm

Drill Bits & Drill Chucks

VESSEL CO., LTD. has entered a new generation of bit manufacturing, with cushion drills that minimize axial runout and drill chucks of maximum hardness, manufactured in collaboration with LFA Co. in France.

Cap Drill Patented

Our cap drills are designed to be placed over the tips of double-end bits mounted in electric impact drivers, enabling efficient drilling and screw tightening work.
The cap is designed to be held between the fingers for safe, secure use.

"Cushion" Drill Bit Patented

Cushion ring provides for a sharp decrease in axial runout

Axial runout has been suppressed to a minimum by a cushion ring around the shank. For example, the 1.1mm runout of a conventional concrete drill would be reduced to 0.5mm with our cushion drill bit.



Our runout-measuring instrument was used.

Cushion
Cushion ring reduces axial runout.

Press-fit
Drill tip won't be removed.

Color-coded
O-rings are color-coded by size.

For impact drivers
Usable with power impact drivers.

Bevel angle
Smoothly fits into the anvil.

X thinning
No center punch needed.

Asymmetry tip
Asymmetry carbide tip for quick drilling.

Long sized
Handy for deep or tight spots.

"Cushion" Drill Bit for steel

Patented

Except AMD-2.0 AMD-2.5 AMD-2.8

Drilling holes on steel, lightweight metal, synthetic resin, and wood. High-hardness HSS steel blade is very durable.

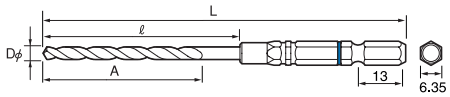

Inner Ctn.: 10 sets, Outer Ctn. : 200 sets

Model No.	Dφ (mm)	ℓ (mm)	A (mm)	Overall Length (mm)	Card size (mm)	JAN code (4907587)
AMD-2.0	2.0	32	24	82	165×35	600011
AMD-2.5	2.5	40	30	90	165×35	600028
AMD-2.8	2.8	44	33	94	165×35	600035
AMD-3.0	3.0	44	33	94	165×35	600042
AMD-3.2	3.2	48	36	98	165×35	600059
AMD-3.3	3.3	48	36	98	165×35	600066
AMD-3.4	3.4	53	39	103	165×35	600172
AMD-3.5	3.5	53	39	103	165×35	600073
AMD-3.6	3.6	53	39	103	165×35	600189
AMD-3.7	3.7	53	39	103	165×35	600080
AMD-3.8	3.8	58	43	108	165×35	600097
AMD-4.0	4.0	58	43	108	165×35	600103
AMD-4.2	4.2	58	43	108	165×35	600110
AMD-4.3	4.3	58	47	108	165×35	600196
AMD-4.5	4.5	63	47	114	165×35	600127
AMD-4.8	4.8	69	52	120	165×35	600134
AMD-5.0	5.0	69	52	120	165×35	600141
AMD-5.2	5.2	69	52	120	165×35	600202
AMD-5.5	5.5	76	57	127	165×35	600158
AMD-6.0	6.0	76	57	127	165×35	600165

※The colors in the column in the table indicate the ring colors.

"Cushion" Drill Bit for steel 3-Piece Set

Inner Ctn.: 10 sets

Model No.	Contents	Card size (mm)	JAN code (4907587)
AMD3S-1	2.0 / 2.5 / 3.0mm	165×50	602305
AMD3S-2	3.0 / 3.5 / 4.0mm	165×50	602312

"Cushion" Drill Bit for Awl

Patented

Drilling holes on steel, wood, bamboo, plaster, and resin boards. Also for drilling a pilot hole on other brittle materials. Durable straight shank can drill a hole on hard wood.

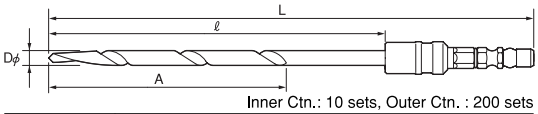

Inner Ctn.: 10 sets, Outer Ctn. : 200 sets

Model No.	Dφ (mm)	ℓ (mm)	A (mm)	Overall Length (mm)	Card size (mm)	JAN code (4907587)
ATD-4	3.0	93	62	143	200×35	602015
ATD-5	4.0	103	76	153	200×35	602022
ATD-6	5.0	113	80	163	200×35	602039

※The colors in the column in the table indicate the ring colors.

"Cushion" Drill Bit for Concrete

Patented



Carbide tip + Asymmetry shape



This asymmetry shaped tip reduces the cutting resistance, making it possible to drill at a relatively low torque.

Drilling holes on mortar, block, brick, ALC, plaster boards.

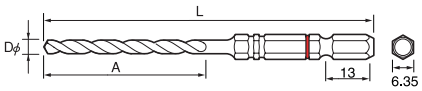

Inner Ctn.: 10 sets, Outer Ctn. : 200 sets

Model No.	Dφ (mm)	A (mm)	Overall Length (mm)	Card size (mm)	JAN code (4907587)
ACD-3.0	3.0	45	102	165×35	601018
ACD-3.2	3.2	45	102	165×35	601025
ACD-3.4	3.4	45	102	165×35	601032
ACD-3.5	3.5	45	102	165×35	601049
ACD-3.8	3.8	50	107	165×35	601056
ACD-4.0	4.0	50	107	165×35	601063
ACD-4.3	4.3	50	107	165×35	601070
ACD-4.5	4.5	50	107	165×35	601087
ACD-4.8	4.8	50	107	165×35	601094
ACD-5.0	5.0	50	107	165×35	601100
ACD-5.3	5.3	65	122	165×35	601155
ACD-5.5	5.5	65	122	165×35	601117
ACD-6.0	6.0	65	122	165×35	601124
ACD-6.4	6.4	65	122	165×35	601131
ACD-6.5	6.5	65	122	165×35	601148

※The colors in the column in the table indicate the ring colors.

LONG

Long Type

Inner Ctn.: 10 sets, Outer Ctn. : 200 sets

Model No.	Dφ (mm)	A (mm)	Overall Length (mm)	Card size (mm)	JAN code (4907587)
ACD-3.4L	3.4	95	152	200×35	601346
ACD-3.5L	3.5	95	152	200×35	601353
ACD-4.3L	4.3	100	157	200×35	601315
ACD-4.8L	4.8	100	157	200×35	601322
ACD-5.0L	5.0	100	157	200×35	601339
ACD-6.4L	6.4	115	172	200×35	601360

※The colors in the column in the table indicate the ring colors.

"Cushion" Drill Bit for concrete 3-Piece Set

Inner Ctn.: 10 sets

Model No.	Contents	Card size (mm)	JAN code (4907587)
ACD3S-3.4	3.4mm 3pcs.	165×50	602503
ACD3S-3.5	3.5mm 3pcs.	165×50	602510
ACD3S-4.3	4.3mm 3pcs.	165×50	602527

H 6.35 mm

Drill Bits & Drill Chucks

Cap Drill

Patented

PRESS SIZE 6.35 mm Except CMD-2

For drilling a pilot hole on sheet steel / wooden board. Our "Cap Drills" allow you to mount a drill directly onto the bit, speeding up the task of pilot hole drilling.

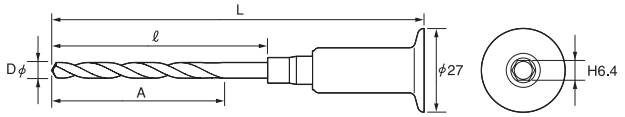

CMD-2 CMD-3 CMD-3.5 CMD-4 CMD-5

Inner Ctn.: 10 sets

Model No.	Dφ (mm)	ℓ (mm)	A (mm)	Overall Length (mm)	Card size (mm)	JAN code (4907587)
CMD-2	2.0	32.8	24	84	165×45×29	602602
CMD-3	3.0	45	33	96	165×45×29	602619
CMD-3.5	3.5	54	39	105	165×45×29	602626
CMD-4	4.0	59	43	110.5	165×45×29	602633
CMD-5	5.0	69	52	121	165×45×29	602640

※The colors in the column in the table indicate the ring colors.

Drill Chuck Keyless Type (For power tools)

BH-261



BH- 271



Inner Ctn.: 5 sets

BH-261	Drill Chuck	Dia.: 0.5~10	140×80	356994
BH-271	Drill Chuck	Dia.: 1.5~13	140×80	357700

Cap Drill Chuck

Patented

6.35 mm

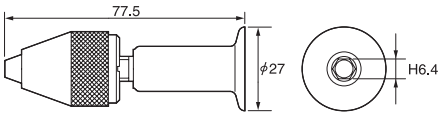

BH-9

Inner Ctn.: 10 sets

Model No.	A (mm)	Overall Length (mm)	Card size (mm)	JAN code (4907587)
BH-9	Dia: 1.5~6.5	77.5	140×50×29	359001

ONE POINT

For high impact work.

A twin-ratchet mechanism has been employed to firmly grip the bits. Furthermore, this high-class chuck features the use of saw tooth screws to ensure a minimum of bite in during high impact work.



The chuck section was developed in collaboration with LFA Co. in France.

Drill Chuck (For power tools)

Mount a bit and perform all kinds of work from drilling to grinding and fastening.

- ●Fantastic grip. High precision.
- ●High durability shank.
- ●Key type: Attach and detach tools with the included key.
- ●Hybrid type: Works with or without a key.

BH-19E



BH-20



BH-23



BH-21

BH-25



Inner Ctn.: 5 sets

Model No.	Contents	Tip grip range (mm)	Card size (mm)	JAN code (4907587)
BH-19E	Drill Chuck (keyed) ・ Key	Dia.: 1.0～10	140×80	359049
BH-20	Drill Chuck (keyed) ・ Key	Dia.: 0.8～6.5	140×80	355324
BH-21	Drill Chuck (keyed) ・ Key	Dia.: 1.5～10	140×80	355331
BH-23	Drill Chuck (keyed) ・ Key	Dia.: 1.5～13	140×80	355836
BH-25	Drill Chuck (keyed) ・ Key	Dia.: 0.8～6.5	140×80	356734

For the BH-25 applicable models, see the D83 type on page 63.

Drill Chuck For Rotary Hammer and Hammer Drills

SDS plus

No.BH-28

Inner Ctn.: 5 sets

Contents	Tip grip range (mm)	Card size (mm)	JAN code (4907587)
Drill Chuck SDS Plus (keyed)	Dia.: 1.5～13	185×100	356970

SDS plus

No.BH-22



Inner Ctn.: 5 sets

Contents	Tip grip range (mm)	Card size (mm)	JAN code (4907587)
Drill Chuck SDS Plus (keyed)	Dia.: 2～13	185×100	355539

Spare Shaft for Drill Chucks

BH-24

Applicable Models: BH-19/ 20/ 21/ 23/ 261/ 19E

BH-29

Applicable Models: BH-271

Inner Ctn.: 5 sets

Model No.	Contents	Screw size	Card size (mm)	JAN code (4907587)
BH-24	Spare shank ・ Reversing screw	3/8-24UNF	135×35	356062
BH-29	Spare shank ・ Reversing screw	1/2-20UNF	135×35	356987

Air Tools

VESSEL considers that the tools used during work must not only be convenient, but also people friendly.
VESSEL' s philosophy of tools approaches air tools based on this concept, and its products are designed to thoroughly satisfy people from the aspects of performance, durability, and safety.

3	5	6.35	8	8	9.5	12.7	19	25.4	
		114							Air Screwdrivers Oil Xtra Series
115		115							Air Screwdrivers Clutch Type
		116~117	117						Air Screwdrivers Impact Type
	118~119	118~119							Air Screwdrivers Torque Control
						122		122	Air Impact Wrenches Super Light V-Hammer
							123	123	Air Impact Wrenches Lightweight F-Hammer
					124~125	124	125	125	Air Impact Wrenches Single Hammer Air Ratchet Wrench
				126	126~127	126~127	126~127	127	Air Impact Wrenches Double Hammer Torque Control Air Impact Wrenches

CONTENTS

114

115

116

118

120

123

124

126

Air Belt Sanders
Air Grinders 128

Air Micro Grinders 132

Air Drills 135

Air Saws
Air Scrapers 137

Air Nippers
For Resin Gate 140


Heat Air Nippers 148

Air Nippers
For Cutting and Crimping 152

Air Dusters
Air Couplings
Air Tool Supplies 160

Air Screwdrivers

Reduced noise at installation sites!
Low noise, low vibration specifications.
The "OIL Xtra" series changes vibration noise to a soft sound by circulating oil in the impact section of the unit.

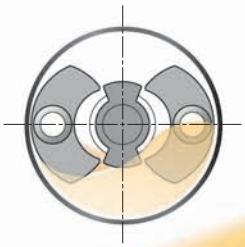

Oil Xtra Series

Oil Circulating System

The impact mechanism is filled with lubricating oil. In addition to changing the impact noise to a softer, smoother sound, the oil prevents part damage due to friction.

oil Xtra

Silent solution

CE Approved
VESSEL's Oil Xtra series is manufactured in accordance with European Standards (EN792), and labeled in accordance with the basic rules of EN ISO vibration and noise standards.

Applicable Models

※Only for referential purposes.

Small screw	Philips	Applicable Models
M1.6	**0**	H2
M1.7	**0**	H2
M2	**0 (Old JIS 1)**	H2, S4TFG, S4TG
M2.2	**1**	H2
M2.3	**0 (Old JIS 1)**	H2, S4TFG, S4TFS, S4TG, S4TS
M2.5	**1**	S4TFG, S4TFS, S4TG, S4TS, S5TFG, S5TG
M2.6	**0 (Old JIS 1)**	H4RC, S4TFS, S4TS, S5TFG, S5TG
M3	**1 (Old JIS 2)**	H4R, H4PR, PH4, H4RC, S4TFS, S4TFR, S4TS, S4TR, S5TFG, S5TFB, S5TG, S5TB
M3.5	**2**	H4R, H4PR, PH4, H4RC, H5RC, S4TR, S4TFR, S5TFB, S5TB
M4	**2**	H4R, H4PR, PH4, H5R, H5P, PH5, H5RC, S4.5DR, P4.5DR, PLR, PLP, PLZ, PLRC, P5LS, S4TFR, S4TR, S5TFB, S5TFR, S5TB, S5TR, PLXD, S4.5XD, P4.5XD
M4.5	**2**	H5R, H5P, PH5, H5RC, S4.5DR, P4.5DR, PLR, PLP, PLZ, PLRC, P5LS, S5TFR, S5TR, S5TS, PLXD, S4.5XD, P4.5XD
M5	**2**	H5R, H5P, PH5, S4.5DR, P4.5DR, PLR, PLP, PLZ, PLRC, P5LS, P6LSⅢ, P6HS, PLHⅡ, P60XD, S6MLR, S6HS, S6CD, S5TFR, S5TR, S5TS, PLXD, S4.5XD, P4.5XD, P6EXD, S6LXD, P6LXD
M6	**3**	P6LSⅢ,P6HS,PLHⅡ, S6MLR, S6HS, S5TS, S6.5D, P6.5D, S6CD, P6EXD, S6LXD, P6LXD, P60XD
M8	**4 (Old JIS 3)**	S6.5D, P6.5D, P8D, P10SⅡ, P60XW
M10	**4**	P8D, P10SⅡ

Wood screw	Philips	Applicable Models
1.8	**—**	H4R, H4PR, PH4
2.1	**1**	H4R, H4PR, PH4
2.4	**1**	H4R, H4PR, PH4
2.7	**1**	H5R, H5P, PH5, S4.5DR, P4.5DR, PLR, PLP, PLZ, P5LS, S4.5XD, P4.5XD
3.1	**2**	H5R, H5P, PH5, S4.5DR, P4.5DR, PLR, PLP, PLZ, P5LS, S4.5XD, P4.5XD
3.5	**2**	H5R, H5P, PH5, S4.5DR, P4.5DR, PLR, PLP, PLZ, P5LS, P6LSⅢ, P6HS, PLHⅡ, S6MLR, S6HS, S6CD, PLXD, S4.5XD, P4.5XD, P6EXD, S6LXD, P6LXD P60XD
3.8	**2**	PLHⅡ, P6LSⅢ, S6MLR, S6HS, P6HS, S6CD, S6.5D, P6.5D, PLXD, P6EXD, S6LXD, P6LXD, P60XD
4.1	**2**	PLHⅡ, P6LSⅢ, S6MLR, S6HS, P6HS, S6CD, S6.5D, P6.5D, P6EXD, S6LXD, P6LXD, P60XD
4.5	**2**	S6.5D, P6.5D, P6EXD, P60XD, P8D, P10SⅡ
4.8	**2**	P8D, P10SⅡ, P6EXD
5.1	**3**	P8D, P10SⅡ
5.5	**3**	P8D, P10SⅡ
5.8	**3**	P8D, P10SⅡ
6.2	**3**	P8D, P10SⅡ

Tapping screw	Philips	Applicable Models
3.5	**2**	H5R, H5P, PH5, S4.5DR, P4.5DR, PLR, PLP, PLZ,P5LS, S4.5XD, P4.5XD
4	**2**	H5R, H5P, PH5, S4.5DR, P4.5DR, PLR, PLP, PLZ, P5LS, P6LSⅢ, P6HS, PLHⅡ, S6MLR, S6HS, S6.5D, P6.5D, S6CD, PLXD, S4.5XD, P4.5XD, P6EXD, S6LXD, P6LXD, P60XD
4.2	**2**	P6LSⅢ, P6HS, PLHⅡ, S6MLR, S6HS, S6.5D, P6.5D, S6CD, PLXD, P6EXD, S6LXD, P6LXD, P60XD
4.5	**2**	P6LSⅢ, P6HS, PLHⅡ, S6MLR, S6HS, S6.5D, P6.5D, S6CD, P6EXD, S6LXD, P6LXD, P60XD
4.8	**2**	P6.5D, P60XD
5	**2**	P6.5D, P8D, P10SⅡ, P60XD
5.5	**3**	P8D, P10SⅡ
6	**3**	P8D, P10SⅡ

Hexagonal recess bolt / Hexagonal head bolt	○ H (mm)	⬢ H (mm)	Applicable Models
M2.5	**2.0**	**5.0**	H4RC
M3	**2.5**	**5.5**	H4R, H4PR, PH4, H4RC
M3.5	**—**	**6.0**	H4R, H4PR, PH4, H4RC, H5RC
M4	**3.0**	**7.0**	H4R, H4PR, PH4, H5R, H5P, PH5, H5RC, S4.5DR, P4.5DR, PLR, PLP, PLZ, P5LS, PLRC, PLXD, S4.5XD, P4.5XD
M5	**4.0**	**8.0**	H5R, H5P, PH5, S4.5DR, P4.5DR, PLR, PLP, PLZ, P5LS, P6LSⅢ, P6HS, PLHⅡ, S6MLR, S6HS, S6CD, PLRC, PLXD, S4.5XD, P4.5XD, P6EXD, S6LXD, P6LXD P60XD
M6	**5.0**	**10.0**	P6LSⅢ, P6HS, PLHⅡ, S6MLR, S6HS, S6.5D, P6.5D, S6CD, P6EXD, S6LXD, P6LXD, P60XD
M7	**—**	**11.0**	S6.5D, P6.5D, P60XD
M8	**6.0**	**13.0** (Small bolt **12.0**)	S6.5D, P6.5D, P8D, P10SⅡ, P60XD
M10	**8.0**	**16.0** (**Old JIS 17.0** / **Small bolt 14.0**)	P8D,P10SⅡ

Air Screwdrivers Oil Xtra Series

Standard screw >> 4~5mm

No. GT-S4.5XD 6.35

- **Bit-sleeve retainer**
- **Noise reducer**

Accessories
Impact parts oil: VG-32 (Green) ···1 pc.
Rotary parts oil: VG-10 (White)···1 pc.

No. GT-P4.5XD 6.35

- **Bit-sleeve retainer**
- **Noise reducer**
- **Rear exhaust**

Accessories
Impact parts oil: VG-32 (Green) ···1 pc.
Rotary parts oil: VG-10 (White)···1 pc.

No. GT-PLXD 6.35

- **Bit-sleeve retainer**
- **Noise reducer**

Accessories
Impact parts oil: VG-32 (Green) ···1 pc.
Rotary parts oil: VG-10 (White)···1 pc.

Standard screw >> 5~6mm

No. GT-P6EXD 6.35

- **Bit-sleeve retainer**
- **Noise reducer**
- **Rear exhaust**

Accessories
Impact parts oil: VG-32 (Green) ···1 pc.
Rotary parts oil: VG-10 (White)···1 pc.

Air Impact Screwdriver for House Building

No. GT-P6EXD (A)

Consisting of:
GT-P6EXD ···1 pc.
・Magnetic double end bit
M-A14 ⊕2× 65H·····5 pcs.
⊕2×110H·····3 pcs.
⊕2×150H·····2 pcs.
・Bit holder ·····1 pc.
●Plug BPB-2 ·····1 pc.
●Impact parts oil: VG-32 (Green) ···1 pc.
●Rotary parts oil: VG-10 (White)···1 pc.
●Carrying case (355×355×100mm)

No. GT-S6LXD 6.35

- **Bit-sleeve retainer**
- **Noise reducer**

Accessories
Impact parts oil: VG-32 (Green) ···1 pc.
Rotary parts oil: VG-10 (White)···1 pc.

Standard screw >> 6~8mm

No. GT-P6LXD 6.35

- **Bit-sleeve retainer**
- **Noise reducer**
- **Rear exhaust**

Accessories
Impact parts oil: VG-32 (Green) ···1 pc.
Rotary parts oil: VG-10 (White)···1 pc.



No. GT-P60XD 6.35

- **Bit-sleeve retainer**
- **Noise reducer**
- **Rear exhaust**

Accessories
Impact parts oil: VG-32 (Green) ···1 pc.
Rotary parts oil: VG-10 (White)···1 pc.

Model No.	Capacity (mm)				No Load Speed	Air Consumption	Hose Coupling	Overall Length	Weight	Accessories	
	Standard Screw	Tapping Screw	Wood Screw	Bolt	(rpm)	(m^3/min)		(mm)	(g)	Bit	Plug
GT-S4.5XD	4.0~5.0	3.5~4.0	2.7~3.5	4.0~5.0	14,500	0.2	G 1/4	188	585	A14 ⊕2 ×65G	BPN-2F
GT-P4.5XD	4.0~5.0	3.5~4.0	2.7~3.5	4.0~5.0	14,000	0.2	Rc 1/4	170	735	A14 ⊕2 ×65G	BPB-2
GT-PLXD	4.0~5.0	3.8~4.2	3.3~3.8	4.0~5.0	11,000	0.35	G 1/4	198.5	670	A14 ⊕2 ×65G	BPN-2F
GT-S6LXD	5.0~6.0	4.0~4.5	3.6~4.1	5.0~6.0	12,000	0.4	G 1/4	212	815	A14 ⊕2 ×65G	BPN-2F
GT-P6LXD	5.0~6.0	4.0~4.5	3.6~4.1	5.0~6.0	12,500	0.45	Rc 1/4	184	876	A14 ⊕2 ×65G	BPB-2
GT-P6EXD	5.0~6.0	4.0~4.5	3.6~4.8	5.0~6.0	9,300	0.55	Rc 1/4	155	1,085	A14 ⊕2 ×65G	BPB-2
GT-P60XD	6.0~8.0	4.0~5.0	3.8~4.5	6.0~8.0	7,500	0.38	Rc 1/4	176	1,130	A14 ⊕2×65E/⊕3×65E	BPB-2

・Air pressure: 0.6 MPa ・Air hose diameter: 6.35 mm ・Overall length and Weight···Accessories and hanger parts not included.
・Capacity is listed as instant reference and depends on operation conditions.

Bit installation anvil application
Unless otherwise, following bit specification should be standardized.

Standard type in Japan

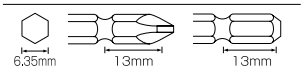

※Option: Following retainer anvil is available.

S4.5XD P6EXD
P4.5XD S6LXD
PLXD P6LXD

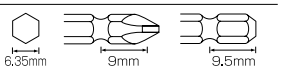

Air Screwdrivers Clutch Type

Standard screw >> 1.6~2.3mm

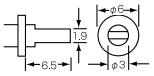

No. GT-H2 3

- Guide spring retainer
- Push startup type
- Rear exhaust

Standard screw >> 2.6~3.5mm

No. GT-H4RC 6.35

- Ball spring retainer
- Noise reducer

Angle head size

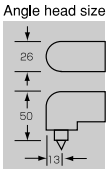

Standard screw >> 3~4mm

No. GT-H4R 6.35

- Ball spring retainer
- Lever push starting
- Noise reducer

No. GT-H4PR 6.35

- Ball spring retainer
- Push startup type
- Rear exhaust

No. GT-PH4 6.35

- Ball spring retainer
- Lever push starting
- Noise reducer
- Rear exhaust

Standard screw >> 3.5~4.5mm

No. GT-H5RC 6.35

- Ball spring retainer

Angle head size

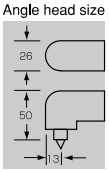

Standard screw >> 4~5mm

No. GT-H5R 6.35

- Ball spring retainer
- Lever push starting

No. GT-H5P 6.35

- Ball spring retainer
- Push startup type
- Rear exhaust

No. GT-PH5 6.35

- Ball spring retainer
- Lever push starting
- Noise reducer
- Rear exhaust

Model No.	Capacity (mm)				No Load Speed	Air Consumption	Hose Coupling	Overall Length	Weight	Accessories	
	Standard Screw	Tapping Screw	Wood Screw	Bolt	(rpm)	(m^3/min)		(mm)	(g)	Bit	Plug
GT-H2	1.6~2.3	—	—	—	3,200	0.16	G 1/4	164	267	A7 ⊕0×36H/ ⊕1×36H	BPN-2F
GT-H4R	3~4	—	1.8~2.4	3~4	1,500	0.2	G 1/4	190	590	A14 ⊕2×65G	BPN-2F
GT-H4PR	3~4	—	1.8~2.4	3~4	1,500	0.19	G 1/4	213	610	A14 ⊕2×65G	BPN-2F
GT-PH4	3~4	—	1.8~2.4	3~4	1,500	0.19	Rc 1/4	180	770	A14 ⊕2×65G	BPB-2
GT-H4RC	2.6~3.5	—	—	2.6~3.5	1,500	0.2	G 1/4	216	735	B39 ⊕2×23H	BPN-2F
GT-H5R	4~5	3.5~4	2.7~3.5	4~5	1,500	0.25	G 1/4	225	880	A14 ⊕2×65G	BPN-2F
GT-H5P	4~5	3.5~4	2.7~3.5	4~5	1,500	0.25	G 1/4	235	880	A14 ⊕2×65G	BPN-2F
GT-PH5	4~5	3.5~4	2.7~3.5	4~5	1,500	0.25	Rc 1/4	200	1,070	A14 ⊕2×65G	BPB-2
GT-H5RC	3.5~4.5	—	—	3.5~4.5	1,500	0.25	G 1/4	248	1,047	B39 ⊕2×23H	BPN-2F

・Air pressure: 0.6 MPa ・Air hose diameter: 6.35 mm ・Overall length and Weight…Accessories and hanger parts not included.
・Capacity is listed as instant reference and depends on operation conditions.

Bit installation anvil application

Unless otherwise, following bit specification should be standardized.

Standard type in Japan

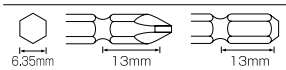

※Option: Following retainer anvil is available.

H4R

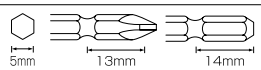

Air Screwdrivers Impact Type

Standard screw >> 4~5mm

No. GT-S4.5DR 6.35

- Bit-sleeve retainer
- Noise reducer

No. GT-PLR 6.35

- Ball spring retainer

No. GT-PLZ 6.35

- Bit-sleeve retainer
- Noise reducer

No. GT-PLP 6.35

- Ball spring retainer
- Push startup type
- Rear exhaust

No. GT-PLRC 6.35

- Ball spring retainer

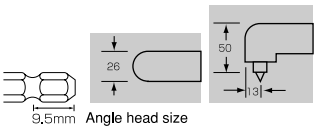

No. GT-P4.5DR 6.35

- Bit-sleeve retainer
- Noise reducer
- Rear exhaust

No. GT-P5LS 6.35

- Bit-sleeve retainer
- Noise reducer
- Rear exhaust

Model No.	Capacity (mm)				No Load Speed	Air Consumption	Hose Coupling	Overall Length	Weight	Accessories		
	Standard Screw	Tapping Screw	Wood Screw	Bolt	(rpm)	(m^3/min)		(mm)	(g)	Bit	Plug	
GT-S4.5DR	4.0~5.0	3.5~4.0	2.7~3.5	4.0~5.0	14,000	0.2	G 1/4	180	585	A14 ⊕2×65G	BPN-2F	
GT-P4.5DR	4.0~5.0	3.5~4.0	2.7~3.5	4.0~5.0	14,000	0.2	Rc 1/4	160	715	A14 ⊕2×65G	BPB-2	
GT-PLP	4.0~5.0	3.5~4.0	2.7~3.5	4.0~5.0	9,000	0.2	G 1/4	197	750	A14 ⊕2×65G	BPN-2F	
GT-PLR	4.0~5.0	3.5~4.0	2.7~3.5	4.0~5.0	9,000	0.2	G 1/4	187	830	A14 ⊕2×65G	BPN-2F	
GT-PLRC	4.0~5.0	—	—	4.0~5.0	9,000	0.2	G 1/4	228	1,100	B39 ⊕2×23H	BPN-2F	
GT-PLZ	4.0~5.0	3.5~4.0	2.7~3.5	4.0~5.0	9,000	0.2	G 1/4	205	950	A14 ⊕2×65G	BPN-2F	
GT-P5LS	4.0~5.0	3.5~4.0	2.7~3.5	4.0~5.0	9,000	0.2	Rc 1/4	165	980	A14 ⊕2×65G	BPB-2	Air regulator

・Air pressure: 0.6 MPa ・Air hose diameter: 6.35 mm ・Overall length and Weight…Accessories and hanger parts not included.
・Capacity is listed as instant reference and depends on operation conditions.

Bit installation anvil application
Unless otherwise, following bit specification should be standardized.

Standard type in Japan

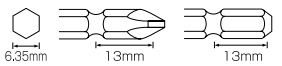

※Option: Following retainer anvil is available.

Standard screw >> 5~6mm

No. GT-P6LS Ⅲ 6.35

- Bit-sleeve retainer (Pull type)
- Noise reducer
- Rear exhaust

OP
Anvil (Bit sleeve, push type)
Rubber grip

All optional products come with a rubber grip.

No. GT-P6HS 6.35

- Bit-sleeve retainer
- Noise reducer
- Rear exhaust

No. GT-S6CD 6.35

- Ball spring retainer

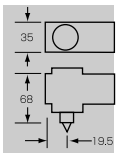

Angle head size

No. GT-PLH Ⅱ 6.35

- Bit-sleeve retainer (Pull type)

OP Anvil (Bit sleeve, push type)

No. GT-S6MLR 6.35

- Bit-sleeve retainer (Pull type)

No. GT-S6HS 6.35

- Bit-sleeve retainer

Standard screw >> 6~8mm

No. GT-S6.5D 6.35

- Bit-sleeve retainer

No. GT-P6.5D 6.35

- Bit-sleeve retainer

Standard screw >> 8~10mm

No. GT-P8D 8

- Bit-sleeve retainer

No. GT-P10S Ⅱ 8

- Bit-sleeve retainer (Pull type)

Model No.	Capacity (mm)				No Load Speed	Air Consumption	Hose Coupling	Overall Length	Weight	Accessories		
	Standard Screw	Tapping Screw	Wood Screw	Bolt	(rpm)	(m^3/min)		(mm)	(g)	Bit	Plug	
GT-PLH Ⅱ	5.0~6.0	4.0~4.5	3.6~4.1	5.0~6.0	8,500	0.3	Rc 1/4	213	925	A14 ⊕2×65G	BPB-2	
GT-P6LS Ⅲ	5.0~6.0	4.0~4.5	3.6~4.1	5.0~6.0	9,000	0.3	Rc 1/4	177	955	A14 ⊕2×65G	BPB-2	
GT-S6MLR	5.0~6.0	4.0~4.5	3.6~4.1	5.0~6.0	8,500	0.25	G 1/4	215	1,120	A14 ⊕2×65G	BPN-2F	
GT-S6HS	5.0~6.0	4.0~4.5	3.6~4.1	5.0~6.0	10,000	0.3	G 1/4	220	1,100	A14 ⊕2×65G	BPN-2F	
GT-P6HS	5.0~6.0	4.0~4.5	3.6~4.1	5.0~6.0	10,000	0.3	Rc 1/4	180	1,170	A14 ⊕2×65G	BPB-2	Air regulator
GT-S6CD	5.0~6.0	4.0~4.5	3.6~4.1	5.0~6.0	7,300	0.35	Rc 1/4	255	1,870	B39 ⊕2×23H	BPB-2	L-wrench: H4
GT-S6.5D	6.0~8.0	4.0~4.5	3.8~4.5	6.0~8.0	7,500	0.35	Rc 1/4	217	1,300	A14 ⊕2×65E/⊕3×65E	BPB-2	L-wrench: H4
GT-P6.5D	6.0~8.0	4.0~5.0	3.8~4.5	6.0~8.0	8,500	0.38	Rc 1/4	152	1,450	A14 ⊕2×65E/⊕3×65E	BPB-2	L-wrench: H4
GT-P8D	8.0~10.0	5.0~6.0	4.5~6.2	8.0~10.0	7,500	0.4	Rc 1/4	172	1,930	A15⊕2×65G/⊕3×65E	BPB-2	L-wrench: H4
GT-P10S Ⅱ	8.0~10.0	5.0~6.0	4.5~6.2	8.0~10.0	6,200	0.39	Rc 1/4	208	2,460	A15⊕2×65G/⊕3×65E	BPB-2	L-wrench: H4

・Air pressure: 0.6 MPa ・Air hose diameter: 6.35 mm ・Overall length and Weight…Accessories and hanger parts not included.
・Capacity is listed as instant reference and depends on operation conditions.

Bit installation anvil application
Unless otherwise, following bit specification should be standardized.

Standard type in Japan

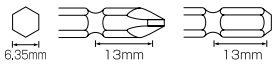

※Option: Following retainer anvil is available.

PLH Ⅱ
P6LS Ⅲ

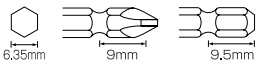

Air Screwdrivers Torque Control

Torque Control Air Screwdriver, Reduced Type

Standard screw >> 2~2.5mm

No. GT-S4TFG 5

- Ball spring retainer
- Push startup type
- Noise reducer
- Rear exhaust

OP Torque Spring

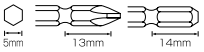

No. GT-S4TG 6.35

- Ball spring retainer
- Push startup type
- Noise reducer
- Rear exhaust

OP Torque Spring
Hose Coupling (1/ 8")

Standard screw >> 2.2~3mm

No. GT-S4TFS 5

- Ball spring retainer
- Push startup type
- Noise reducer
- Rear exhaust

OP Torque Spring

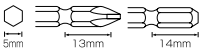

No. GT-S4TS 6.35

- Ball spring retainer
- Push startup type
- Noise reducer
- Rear exhaust

OP Torque Spring
Hose Coupling (1/ 8")

Standard screw >> 3~4mm

No. GT-S4TFR 5

- Ball spring retainer
- Push startup type
- Noise reducer
- Rear exhaust

OP Torque Spring

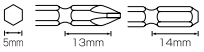

No. GT-S4TR 6.35

- Ball spring retainer
- Push startup type
- Noise reducer
- Rear exhaust

OP Torque Spring
Hose Coupling (1/ 8")

Model No.	Capacity Standard Screw (mm)	Torque Range (N·m)	No Load Speed (rpm)	Air Consumption (m^3/min)	Hose Coupling	Overall Length (mm)	Weight (g)	Accessories Bit	Accessories Plug
GT-S4TFG	2.0~2.5	0.3~0.8	2,300	0.28	Rc 1/8	215	565	B36 ⊕2×70H	—
GT-S4TFS	2.2~3.0	0.5~1.3	1,700	0.28	Rc 1/8	215	555	B36 ⊕2×70H	—
GT-S4TFR	3.0~4.0	0.7~2.1	1,100	0.28	Rc 1/8	215	565	B36 ⊕2×70H	—
GT-S4TG	2.0~2.5	0.3~0.8	2,300	0.28	Rc 1/4	215	650	A14 ⊕2×65G	BPB-2
GT-S4TS	2.2~3.0	0.5~1.3	1,700	0.28	Rc 1/4	215	640	A14 ⊕2×65G	BPB-2
GT-S4TR	3.0~4.0	0.7~2.1	1,100	0.28	Rc 1/4	215	650	A14 ⊕2×65G	BPB-2

・Air pressure: 0.6 MPa ・Air hose diameter: 6.35 mm ・Overall length and Weight…Accessories and hanger parts not included.
・Capacity is listed as instant reference and depends on operation conditions.

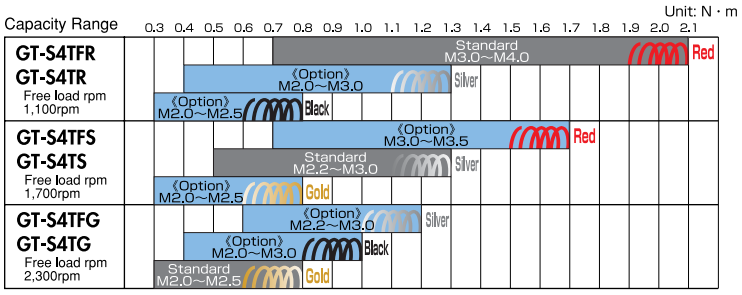

GT-S4T/ S5T series Torque Spring Change

GT-S4T/ S5T series are easy to adjust torque range only by replacing optional torque spring.
Torque value of screw fastening should be in the center of the torque range when adjusted.
Also we will recommend you to choose larger No Load Speed when faster fastening is necessary.

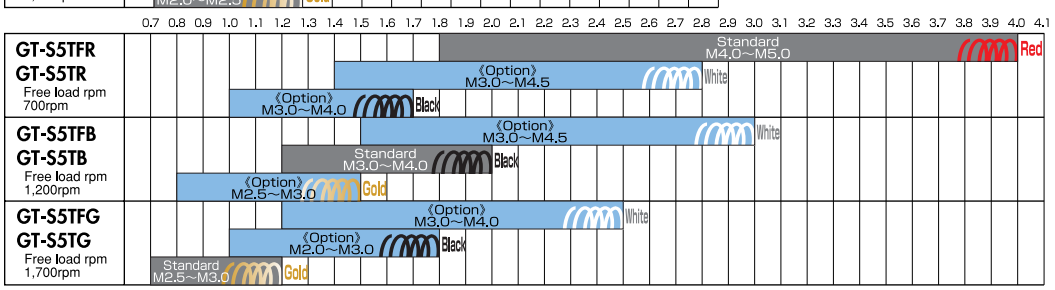

Torque Control Air Screwdriver, Reduced Type

Standard screw >> 2.5~3mm

No. GT-S5TFG 5

- **Ball spring retainer**
- **Push startup type**
- **Noise reducer**
- **Rear exhaust**

OP Torque Spring

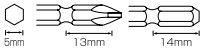

No. GT-S5TG 6.35

- **Ball spring retainer**
- **Push startup type**
- **Noise reducer**
- **Rear exhaust**

OP Torque Spring

Standard screw >> 3~4mm

No. GT-S5TFB 5

- **Ball spring retainer**
- **Push startup type**
- **Noise reducer**
- **Rear exhaust**

OP Torque Spring

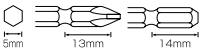

No. GT-S5TB 6.35

- **Ball spring retainer**
- **Push startup type**
- **Noise reducer**
- **Rear exhaust**

OP Torque Spring

Standard screw >> 4~5mm

No. GT-S5TFR 5

- **Ball spring retainer**
- **Push startup type**
- **Noise reducer**
- **Rear exhaust**

OP Torque Spring

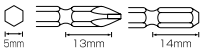

No. GT-S5TR 6.35

- **Ball spring retainer**
- **Push startup type**
- **Noise reducer**
- **Rear exhaust**

OP Torque Spring

Torque Control Air Screwdriver, Impact Type

Standard screw >> 4.5~6mm

No. GT-S5TS 6.35

- **Bit-sleeve retainer (Pull type)**

Model No.	Capacity Standard Screw (mm)	Torque Range (N·m)	No Load Speed (rpm)	Air Consumption (m^3/min)	Hose Coupling	Overall Length (mm)	Weight (g)	Accessories Bit	Plug	L- wrench
GT-S5TFG	2.5~3.0	0.7~1.2	1,700	0.35	Rc 1/8	243	860	B36 ⊕2×70H	—	—
GT-S5TFB	3.0~4.0	1.2~2.0	1,200	0.35	Rc 1/8	243	830	B36 ⊕2×70H	—	—
GT-S5TFR	4.0~5.0	1.8~4.0	700	0.35	Rc 1/8	243	850	B36 ⊕2×70H	—	—
GT-S5TG	2.5~3.0	0.7~1.2	1,700	0.35	Rc 1/4	260	920	A14 ⊕2×65G	BPB-2	—
GT-S5TB	3.0~4.0	1.2~2.0	1,200	0.35	Rc 1/4	260	910	A14 ⊕2×65G	BPB-2	—
GT-S5TR	4.0~5.0	1.8~4.0	700	0.35	Rc 1/4	260	930	A14 ⊕2×65G	BPB-2	—
GT-S5TS	4.5~6.0	3.9~9.8	6,500	0.25	Rc 1/4	292	1,310	A14 ⊕2×65G	BPB-2	H3

・Air pressure: 0.6 MPa ・Air hose diameter: 6.35 mm ・Overall length and Weight…Accessories and hanger parts not included.
・Capacity is listed as instant reference and depends on operation conditions.

Bit installation anvil application

Unless otherwise, following bit specification should be standardized.

Standard type in Japan

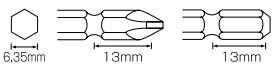

※Option: Following retainer anvil is available.

S4TG S4TS S4TR

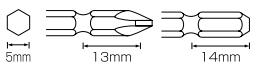

S4TG S4TS S4TR S4TFG S4TFS S4TFR

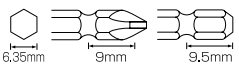

Air Impact Wrenches

Compact and lightweight, these impact wrenches have been designed to achieve the best possible balance in the hand, ensuring a secure hold for optimum nut/bolt work.

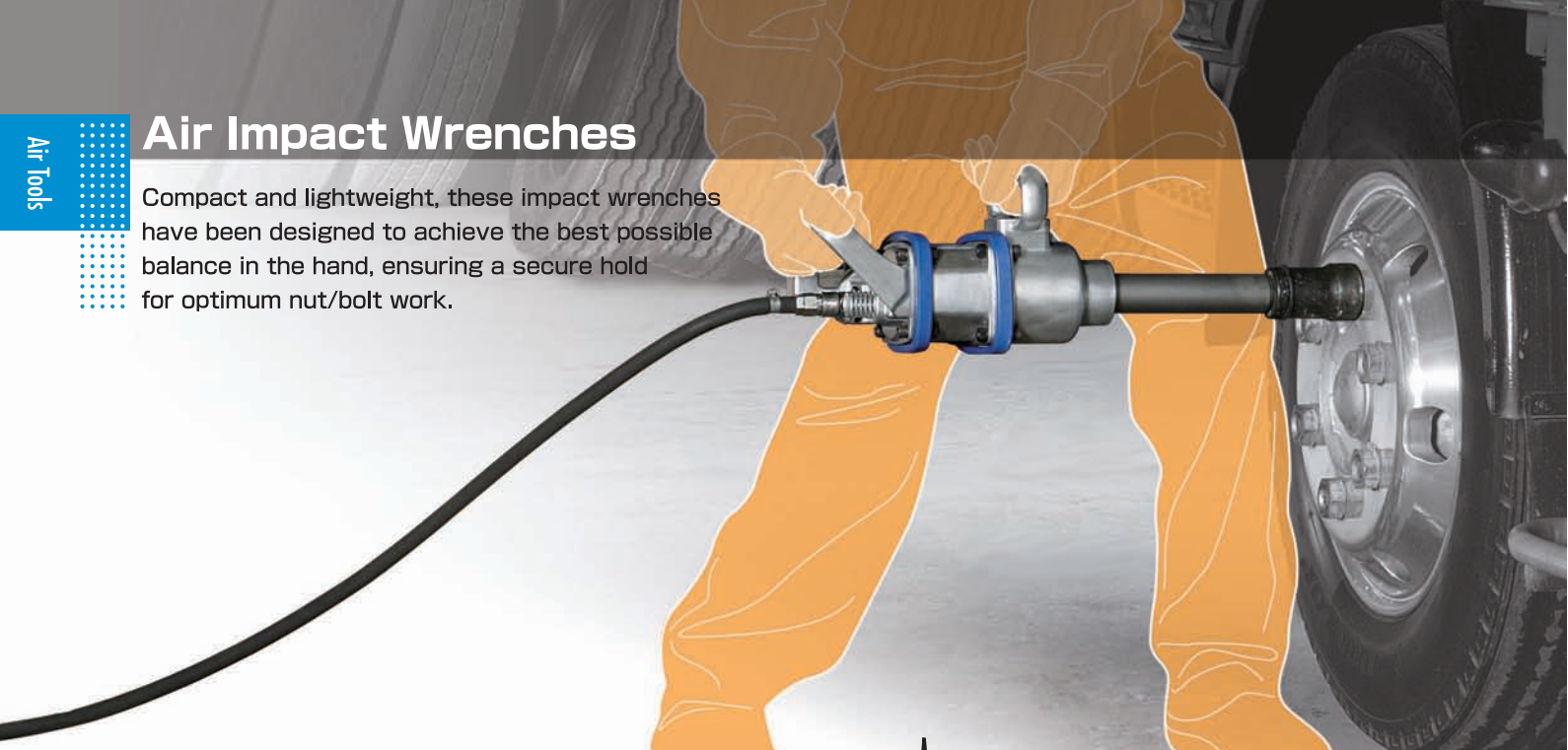

Air Impact Wrench
Light F-Hammer

Silent solution

New Ergonomic Handles

These units boast a tail handle that has been designed so that the units naturally position themselves horizontally when held with both hands. Workers will actually feel the reduction in leg and lower back fatigue during long work hours.

The air inlet is attached horizontally to the unit, the air hose will not get in the way of operations.

The load on the wrists has been reduced by positioning the grip near the hammer mechanism, where the strike recoil occurs.

Air Impact Wrenches Model Selection Chart

※Fastening torque is based on JIS B1083. (Metric coarse screw, friction coefficient μ: 0.15) The following selection chart is for referential purposes only.

	JISB1051 Strength Category																	
	3.6		4.6		4.8		5.6		5.8		6.8		8.8		10.9		12.9	
Screw diameter	Torque (N·m)	Applicabl Models	Torque (N·m)	Applicabl Models	Torque (N·m)	Applicabl Models	Torque (N·m)	Applicabl Models	Torque (N·m)	Applicabl Models	Torque (N·m)	Applicabl Models	Torque (N·m)	Applicabl Models	Torque (N·m)	Applicabl Models	Torque (N·m)	Applicabl Models
M8	8.7	800	11.0	800	15.6	800	13.7	800 1000	19.2	800 1000	22.0	800 1000	29.3	1000	43.0	1000 1400	50.4	1000 1400
M10	17.1	800 1000	21.6	1000	30.6	1000	27.0	1000	37.8	1000 1400	43.2	1000 1400	57.6	1000 1400	84.7	1000 1400	99.1	1400 1600
M12	29.4	1000 1400	37.2	1000 1400	52.7	1400 1600	46.5	1400 1600	65.1	1400 1600	74.4	1400 1600	99.1	1400 1600	145.6	1600 2000	170.4	1600 2000
M14	46.9	1400	59.3	1400 1600	84.0	1600 2000	74.1	1400 1600	103.8	1400 1600	118.6	1600	158.1	1600 2000	232.2	2000	271.7	2000
M16	73.0	1600	92.2	1600	130.6	1600 2000	115.3	1600 2000	161.4	1600 2000	184.4	1600 2000	245.9	2000 2500	361.2	2000 2500	422.7	2000 2500
M18	100.8	1600 2000	127.3	1600 2000	180.4	2000	159.2	2000	222.8	2000	254.7	2000 2500	350.2	2000 2500	498.8	2500	583.6	2500
M20	142.7	2000	180.3	2000	255.4	2000	225.4	2000	315.5	2000 2500	360.6	2000 2500	495.9	2500	706.2	2500	826.4	2500 3800
M22	196.6	2000	284.4	2500	351.9	2500	310.5	2500	434.7	2500	496.7	2500 3800	683.0	2500 3800	972.8	3800	1138.4	3800 4200 4800
M24	245.9	3800	310.7	3800	440.1	3800	388.3	3800	543.7	3800	621.3	3800	854.3	3800	1216.8	3800 4200 4800	1423.9	3800 4200 4800
M27	365.0	3800	461.0	3800	653.1	3800	576.2	3800	806.7	3800	922.0	3800	1267.7	3800 4200	1805.6	S55R	2112.9	S55R
M30	494.6	3800	624.8	3800	885.2	3800	781.0	3800	1093.4	3800 4200 4800	1249.6	3800 4200 4800	1718.2	4200 4800 S55R	2447.2	S55R	2863.7	
M33	666.7	3800	842.1	3800	1193.0	3800	1052.6	3800	1473.7	4200 4800	1684.2	S55R	2315.8	S55R	3298.2		3859.6	
M36	862.5	3800	1089.5	4200 4800	1543.4	4200 4800 S55R	1767.8	4200 4800	1906.6	S55R	2178.9	S55R	2996.0		4267.1		4993.4	
M39	1119.6	4200 4800	1414.2	4200 4800	2003.5	S55R	1767.8	S55R	2474.9		2828.5		3889.2		5539.1		6482.0	
M42	1385.0	4200 4800	1749.4	S55R	2478.3	S55R	2186.8	S55R	3061.5		3498.8		4810.9		6851.9		8018.2	
M45	1733.0	S55R	2189.0	S55R	3101.1		2736.3		3830.8		4378.0		6019.8		8573.6		10033.0	
M48	2092.1	S55R	2642.6		3743.7		3303.3		4624.6		5285.3		7267.3		10350.3		12112.1	
M52	2692.9	S55R	3401.6		4818.9		4252.0		5953.8		6803.2		9354.4		13322.9		15590.6	

800 : **GT-P6Ⅱ / S650 / S65W / P65W / S70WK / P60XW**
1000 : **GT-P8Ⅱ / P80W / W100PⅡ**
1400 : **GT-1400P / P12**
1600 : **GT-1600VPX / 1600VPH(L) / 1600VP(L) / P14J (L) / 1600P(L) / P14W/ 1700BX**
2000 : **GT-2000PF / P18J(L) / 2000P(L) / S20RW**
2500 : **GT-2500LF / 2500PF / S220W**
3800 : **GT-3900VL / 3900VP/ 3900V / 3800LX / S32RW/ P32J/ 3800PX**
4200 : **GT-4200LF / 4200PF / 4200L / 4200**
4800 : **GT-4800VL S55R: GT-S55R**

Air Impact Wrenches Super Light V-Hammer

Machine Bolt Dia. >> 16mm

No. GT-1600VPX 12.7
- Retainer ring
- Rear exhaust

No. GT-1600VP 12.7
- Retainer ring
- Rear exhaust

No. GT-1600VPL 12.7
- Retainer ring
- Rear exhaust

No. GT-1600VPH 12.7
- Retainer ring
- Rear exhaust
- Oil-less type

No. GT-1600VPHL 12.7
- Retainer ring
- Rear exhaust
- Oil-less type

※Oil-less type: Can be used without lubrication.
Does not generate oil mist.

Machine Bolt Dia. >> 39mm

No. GT-3900VP 25.4
- Retainer ring
- Rear exhaust



No. GT-3900VL 25.4
- Retainer ring

No. GT-3900V 25.4
- Retainer ring

Machine Bolt Dia. >> 48mm



No. GT-4800VL 25.4
- Pin-lock

Model No.	Capacity Ordinary Bolt Dia. (mm)	Torque Range Reference (N•m)	No Load Speed (rpm)	Air Consumption (m^3/min)	Hose Coupling	Air Hose Inner Dia. (mm)	Overall Length (mm)	Weight (g)	Accessories Plug	Accessories L- wrench
GT-1600VPX	16	49～294.2	8,200	0.4	Rc1/4	6.35	169	1.48	BPB-2	H4
GT-1600VP	16	49～304.0	8,500	0.4	Rc1/4	6.35	171	1.91	BPB-2	H4
GT-1600VPL	16	49～304.0	8,500	0.4	Rc1/4	6.35	199	1.95	BPB-2	H4
GT-1600VPH	16	49～284.3	8,200	0.4	Rc1/4	6.35	174.5	1.75	BPB-2	H4
GT-1600VPHL	16	49～284.3	8,200	0.4	Rc1/4	6.35	202.5	1.8	BPB-2	H4
GT-3900V	39	490～1716	4,200	0.7	Rc1/2	12.7	358.6	8.2	BPB-4	H5,H6
GT-3900VP	39	490～1716	4,200	0.7	Rc3/8	12.7	268	7.95	BPB-3	H5,H6
GT-3900VL	39	490～1716	4,200	0.7	Rc1/2	12.7	524	8.95	BPB-4	H5,H6
GT-4800VL	48	343～2010	3,200	1.0	Rc1/2	12.7	559	12.8	1/2"×1/2" (hose nipple)	H6

・Air pressure: 0.6 MPa ・Overall length and Weight…Accessories and hanger parts not included. ・Capacity is listed as instant reference and depends on operation conditions.

Air Impact Wrenches Lightweight F-Hammer

Machine Bolt Dia. >> 20mm

No. GT-2000PF 19

- Retainer ring
- Rear exhaust
- Noise reducer

Machine Bolt Dia. >> 25mm

No. GT-2500PF 19

- Retainer ring
- Rear exhaust
- Noise reducer



No. GT-2500LF 19

- Retainer ring

Machine Bolt Dia. >> 39mm



Tilt-angled handle and its body balance reduces burden on the user.

No. GT-3800LX 25.4 Patented

- Retainer ring
- Noise reducer

Outside/ Inside throttle lever types are available.

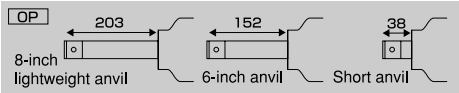

No. GT-3800PX 25.4

- Retainer ring
- Rear exhaust
- Noise reducer

Machine Bolt Dia. >> 42mm

No. GT-4200PF 25.4

- Pin-lock



No. GT-4200LF 25.4

- Pin-lock

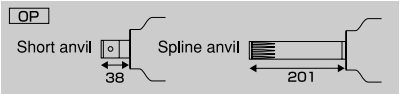

Machine Bolt Dia. >> 52mm

No. GT-S55R 25.4

- Pin-lock
- Noise reducer

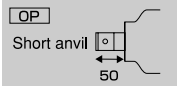



Model No.	Capacity Ordinary Bolt Dia. (mm)	Torque Range Reference (N·m)	No Load Speed (rpm)	Air Consumption (m^3/min)	Hose Coupling	Air Hose Inner Dia. (mm)	Overall Length (mm)	Weight (g)	Accessories	
									Plug	L- wrench
GT-2000PF	20	98～460.9	5,500	0.43	Rc1/4	9.5	210	3.5	BPB-2	H5
GT-2500PF	25	147～961	3,200	0.6	Rc3/8	9.5	242	6.2	BPB-3	H5
GT-2500LF	25	245～961	4,400	0.7	Rc3/8	9.5	478	7.3	BPB-3	H5,H6
GT-3800LX	39	490～1607	4,100	0.7	Rc1/2	12.7	520	10.8	BPB-4	H5
GT-3800PX	39	490～1607	4,100	0.7	Rc1/2	12.7	270	8.9	BPB-4	H5
GT-4200PF	42	343～1863	2,500	1.0	Rc3/8	12.7	297	11.5	BPB-3	H6
GT-4200LF	42	343～1863	3,200	1.0	Rc1/2	12.7	547	13.3	BPB-4	H6
GT-S55R	52	343～2450	2,800	1.2	Rc1/2	12.7	610	17.0	1/2"×1/2" (hose nipple)	H6

・Air pressure: 0.6 MPa ・Overall length and Weight…Accessories and hanger parts not included. ・Capacity is listed as instant reference and depends on operation conditions.

Air Impact Wrenches Single Hammer

Machine Bolt Dia. >> 6~8mm

No. GT-S650 9.5
- Retainer ring



No. GT-P6 Ⅱ
No. GT-P6 Ⅱ Z 9.5
- Retainer ring
- Noise reducer

No. GT-S600C 9.5
- Pin-lock

Angle head size

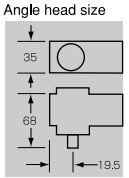

Machine Bolt Dia. >> 8~10mm

No. GT-P8 Ⅱ
No. GT-P8 Ⅱ Z 12.7
- Retainer ring
- Noise reducer

Machine Bolt Dia. >> 14mm

No. GT-P12
No. GT-P12Z 12.7
- Retainer ring
- Noise reducer

No. GT-1400P 12.7
- Retainer ring

Machine Bolt Dia. >> 16mm

No. GT-P14J
No. GT-P14JZ 12.7
- Retainer ring
- Noise reducer

No. GT-P14JL 12.7
- Retainer ring

No. GT-1600P 12.7
- Retainer ring



No. GT-1600PL 12.7
- Retainer ring

No. GT-1700BX 12.7
- Retainer ring
- Rear exhaust
- Noise reducer
- Twin hammer type

Model No.	Capacity Ordinary Bolt Dia. (mm)	Torque Range Reference (N·m)	No Load Speed (rpm)	Air Consumption (m^3/min)	Hose Coupling	Air Hose Inner Dia. (mm)	Overall Length (mm)	Weight (g)	Accessories	
									Plug	L- wrench
GT-S650	6~8	49~121.6	7,500	0.35	Rc1/4	6.35	210	1.3	BPB-2	H4
GT-P6Ⅱ(Z)	6~8	49~121.6	8,500 (Z) 7,500	0.38	Rc1/4	6.35	146	1.43	BPB-2	H4
GT-S600C	6~8	25~47	7,300	0.35	Rc1/4	6.35	255	1.87	BPB-2	H4
GT-P8Ⅱ(Z)	8~10	49~259.8	7,500 (Z) 7,200	0.4	Rc1/4	6.35	166	1.89	BPB-2	H4
GT-P12(Z)	12~14	49~294.1	7,500 (Z) 7,300	0.4	Rc1/4	6.35	185	2.3	BPB-2	H4
GT-1400P	12~14	49~294.1	7,000	0.35	Rc1/4	6.35	182	2.25	BPB-2	H4
GT-P14J(Z)	14~16	75~323.6	6,500 (Z) 6,300	0.42	Rc1/4	6.35	197	2.95	BPB-2	H5
GT-P14JL	14~16	75~323.6	6,500	0.42	Rc1/4	6.35	226	3.0	BPB-2	H5
GT-1600P	14~16	75~308.9	6,700	0.36	Rc1/4	6.35	196	2.7	BPB-2	H5
GT-1600PL	14~16	75~308.9	6,700	0.36	Rc1/4	6.35	224	2.8	BPB-2	H5
GT-1700BX	16	Forward 49~480/ Reverse 75~540	Forward 7,000/ Reverse 8,000	0.9	Rc1/4	6.35	192	2.2	BPB-2	–

・Air pressure: 0.6 MPa ・Overall length and Weight…Accessories and hanger parts not included. ・Capacity is listed as instant reference and depends on operation conditions.

Air Impact Wrenches Single Hammer/ Air Ratchet Wrenches

Machine Bolt Dia. >> 20mm

No. GT-P18J
No. GT-P18JZ 19

- Retainer ring
- Noise reducer



No. GT-P18JL 19

- Retainer ring



No. GT-2000P 19

- Retainer ring

No. GT-2000PL 19

- Retainer ring

Machine Bolt Dia. >> 20mm

No. GT-P32J 25.4

- Pin-lock

Machine Bolt Dia. >> 42mm

No. GT-4200P 25.4

- Pin-lock



No. GT-S45R 25.4

- Pin-lock

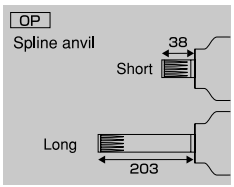

Short anvil ver. 25.4

- Pin-lock

Model No.	Capacity Ordinary Bolt Dia. (mm)	Torque Range Reference (N·m)	No Load Speed (rpm)	Air Consumption (m^3/min)	Hose Coupling	Air Hose Inner Dia. (mm)	Overall Length (mm)	Weight (g)	Accessories Plug	Accessories L- wrench
GT-P18J (Z)	16～20	98～470.7	5,000 (Z) 4,800	0.52	Rc1/4	9.5	240	4.2	BPB-2	H5
GT-P18JL	16～20	98～441.3	5,000	0.52	Rc1/4	9.5	353	4.7	BPB-2	H5
GT-2000P	16～20	98～470.7	5,000	0.45	Rc1/4	9.5	241	4.3	BPB-2	H5
GT-2000PL	16～20	98～441.3	5,000	0.45	Rc1/4	9.5	354	4.7	BPB-2	H5
GT-P32J	33	343～1569	3,700	0.8	Rc3/8	12.7	264	11.2	BPB-3	H6
GT-4200P	27～42	490～1863	2,500	1.0	Rc3/8	12.7	315	14.2	BPB-3	H6
GT-S45R	27～42	490～1863	3,200	1.0	Rc1/2	12.7	593	15.9	BPB-4	H6
GT-S45R (Short anvil Ver.)	27～42	490～1863	3,200	1.0	Rc1/2	12.7	403	14.9	BPB-4	H6

・Air pressure: 0.6 MPa ・Overall length and Weight…Accessories and hanger parts not included. ・Capacity is listed as instant reference and depends on operation conditions.

Air Ratchet Wrenches

This ratchet tightening system makes it possible to fine-tune the wrenching torque.

Machine Bolt Dia. >> 10mm

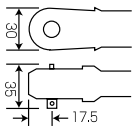

No. GT-R10M 9.5
Mini type

- Ball-lock

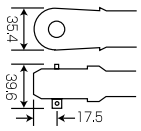

The exhaust cover is 360-degree rotatable.

No. GT-R10 9.5

- Ball-lock

Model No.	Capacity Ordinary Bolt Dia. (mm)	No Load Speed (rpm)	Air Consumption (m^3/min)	Hose Coupling	Air Hose Inner Dia. (mm)	Overall Length (mm)	Weight (g)	Accessories Plug
GT-R10M	10	250	0.3	Rc1/4	6.35	170	500	BPB-2
GT-R10	10	160	0.4	Rc1/4	6.35	297	1,090	BPB-2

・Air pressure: 0.6 MPa ・Overall length and Weight…Accessories and hanger parts not included.

Air Impact Wrenches Double Hammer

Machine Bolt Dia. >> 4~5mm

No. GT-PLRB 8
- Pin-lock

Machine Bolt Dia. >> 5~6mm

No. GT-S6MLRB 9.5
- Pin-lock

Machine Bolt Dia. >> 6~8mm

No. GT-P60XW 9.5
- Pin-lock
- Rear exhaust
- Noise reducer

Accessories
Impact parts oil: VG-32 (Green) ···1 pc.
Rotary parts oil: VG-10 (White)···1 pc.

Machine Bolt Dia. >> 6~8mm

No. GT-S65W 9.5
- Pin-lock

No. GT-P65W 9.5
- Pin-lock

No. GT-S70WK 9.5
- Pin-lock
- Rear exhaust
- Noise reducer

No. GT-S60CW 9.5
- Pin-lock

Angle head size

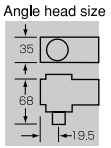

Machine Bolt Dia. >> 8~10mm

No. GT-P80W 12.7
- Pin-lock

Machine Bolt Dia. >> 10~12mm

No. GT-W100PⅡ 12.7
- Pin-lock

Machine Bolt Dia. >> 12~16mm

No. GT-P14W 12.7
- Pin-lock

Machine Bolt Dia. >> 20mm

No. GT-S20RW 19
- Pin-lock

Model No.	Capacity Ordinary Bolt Dia. (mm)	Torque Range Reference (N·m)	No Load Speed (rpm)	Air Consumption (m^3/min)	Hose Coupling	Air Hose Inner Dia. (mm)	Overall Length (mm)	Weight (g)	Accessories	
									Plug	L- wrench
GT-PLRB	4~5	5~14	9,000	0.2	G1/4	6.35	180	0.83	BPN-2F	–
GT-S6MLRB	5~6	10~39	8,500	0.25	G1/4	6.35	200	1.1	BPN-2F	–
GT-P60XW	6~8	49~116.8	7,500	0.38	Rc1/4	6.35	169.4	1.1	BPB-2	–
GT-P65W	6~8	49~121.6	8,500	0.38	Rc1/4	6.35	146	1.43	BPB-2	H4
GT-S65W	6~8	49~121.6	7,500	0.35	Rc1/4	6.35	210	1.3	BPB-2	H4
GT-S70WK	6~8	85~176.5	7,000	0.39	Rc1/4	6.35	231	1.3	BPB-2	H4
GT-S60CW	6~8	25~47	7,300	0.35	Rc1/4	6.35	255	1.87	BPB-2	H4
GT-P80W	8~10	49~259.8	7,500	0.4	Rc1/4	6.35	164	1.89	BPB-2	H4
GT-W100PⅡ	10~12	49~323.6	6,200	0.39	Rc1/4	6.35	196	2.42	BPB-2	H4
GT-P14W	12~16	49~421.6	6,400	0.47	Rc1/4	9.5	200	3.2	BPB-2	H5
GT-S20RW	20	75~610	4,800	0.9	Rc3/8	9.5	300	5.4	3/8"×1/2" (hose nipple)	H5

・Air pressure: 0.6 MPa ・Overall length and Weight···Accessories and hanger parts not included. ・Capacity is listed as instant reference and depends on operation conditions.

Air Impact Wrenches Double Hammer/ Torque Control Torque Testers

Machine Bolt Dia. >> 22mm

No. GT-S220W 19

•Retain ring

Machine Bolt Dia. >> 33mm

No. GT-S32RW 25.4

•Pin-lock

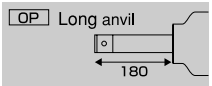

Model No.	Capacity Ordinary Bolt Dia. (mm)	Torque Range Reference (N·m)	No Load Speed (rpm)	Air Consumption (m^3/min)	Hose Coupling	Air Hose Inner Dia. (mm)	Overall Length (mm)	Weight (g)	Accessories	
									Plug	L- wrench
GT-S220W	22	147～843.4	4,400	0.7	Rc3/8	9.5	334	6.85	BPB-3	H5,H6
GT-S32RW	33	343～1,569	3,600	1.0	Rc1/2	12.7	380	12.2	1/2"X1/2" (hose nipple)	H5,H6

・Air pressure: 0.6 MPa ・Overall length and Weight…Accessories and hanger parts not included. ・Capacity is listed as instant reference and depends on operation conditions.

Air Impact Wrenches, Torque Control Type

Machine Bolt Dia. >> 6～8mm

No. GT-P6T 9.5

•Pin-lock

Machine Bolt Dia. >> 8～10mm

No. GT-P8T 12.7

•Pin-lock

Model No.	Capacity Ordinary Bolt Dia. (mm)	Torque Range Reference (N·m)	No Load Speed (rpm)	Air Consumption (m^3/min)	Hose Coupling	Air Hose Inner Dia. (mm)	Overall Length (mm)	Weight (g)	Accessories	
									Plug	L- wrench
GT-P6T	6～8	7.8～17.6	3,000	0.27	Rc1/4	6.35	246	1.5	BPB-2	H3,H4
GT-P8T	8～10	17.6～31.4	2,500	0.31	Rc1/4	6.35	266	2.2	BPB-2	H3,H4

・Air pressure: 0.6 MPa ・Overall length and Weight…Accessories and hanger parts not included. ・Capacity is listed as instant reference and depends on operation conditions.

Digital Torque Tester

For controlling the output of fastening tools
and checking the accuracy of torque wrenches.

- Large digital display. Settable time-out timer (0.1 ～ 9.9 sec).
- Separate pickup and amp, therefore instrument deterioration is minimized.
- Can measure both clockwise and counterclockwise rotation. Accurate to ±0.5% (Static load).
- Can measure the working torque of pneumatic drivers, impact wrenches, oil pulse wrenches, torque wrenches, etc.
- Use when the working torque of the tool is within 70% of the appropriate measurement range.

Model No.	Appropriate Measurement Range (N·m)	Smallest Scale Increment (N·cm)	Static Load Accuracy: Within ±0.5% Nm	Power Supply	Standard Accessories
TA-500	4.9～49	1.96	4.9～49±2.6	AC100V～240V±10% 50/60Hz・15W	Pickup cable …1
TA-1000	19.6～98	9.8	9.8～98±5		Pickup cable …1 3/8sq×1/2 sq adapter …1
TA-2000	49～196	9.8	19.6～196±10		Pickup cable …1 3/8sq×1/2 sq adapter …1
TA-5000	98～490	18.6	49～490±26		Pickup cable …1 1/2sq×3/4 sq adapter …1 5/8×3/4 sq adapter …1

Options: Printer parallel output (Centronics compliant), analog output (waveform monitoring terminal), pulse counter.

Air Sanders/ Air Grinders

The more you use our air belt sanders the more you will understand how efficient and well balanced they are. They boast an easy-to-use, one-touch system for paper and disk replacement, and their delicate balance achieves a major reduction in fatigue.

Air Belt Sander Patented

The center of the arm becomes the center of gravity.
This belt has been designed in an offset position so that it becomes aligned with the center of the arm when the unit is taken up. This slight difference in balance makes a big difference in reducing fatigue, a major ergonomic achievement.

Air Belt Sanders

Belt Width >> 12/10mm

Patented

No. GT-BS12
•Noise reducer

Accessories
Sand belt #60···2 pcs.
#80···1 pc.

Ceramic Endless Belt (For GT-BS12)

No. CB12

Belt Width >> 20mm

Patented



No. GT-BS20 (Aluminum roller head)
•Noise reducer

No. GT-BS20W (Urethane roller head)
•Noise reducer

Accessories
Sand belt #60···2 pcs.
#80···1 pc.

OP
Bar grip
(Auxiliary handle)

Zirconia Endless Belt (For GT-BS20)

No. ZB20

Belt Width >> 30mm

Patented

No. GT-BS30 (Aluminum roller head)
•Noise reducer

No. GT-BS30W (Urethane roller head)
•Noise reducer

Accessories
Bar grip (Auxiliary handle)···1 pc.
Sand belt #60···2 pcs.
#80···1 pc.

Zirconia Endless Belt (For GT-BS30)

No. ZB30

Model No.	Applicable Belt Size (mm)	Belt Circumferential Speed (m/min)	Working Air Pressure (MPa)	No Load Speed (rpm)	Air Consumption (m^3/min)	Hose Coupling	Overall Length (mm)	Weight (g)	Accessories Plug	Accessories L- wrench
GT-BS12	12/10×330	1,100	0.6	17,000	0.52	Rc1/4	311	840	BPB-2	H1.5
GT-BS20 (W)	20×520	2,500	0.6	16,000	0.6	Rc1/4	398	1,300	BPB-2	H2
GT-BS30 (W)	30×540	2,040	0.6	13,000	0.72	Rc1/4	374	1,930	BPB-2	H2.5

・Total length: When mounted with belt.

Model No.	Size	Grit No.
Quantity: 50		
CB12-60	12mm×330mm	#60
CB12-80	12mm×330mm	#80
CB12-120	12mm×330mm	#120
Quantity: 20		
ZB20-40	20mm×520mm	#40
ZB20-60	20mm×520mm	#60
ZB20-80	20mm×520mm	#80
Quantity: 10		
ZB30-40	30mm×540mm	#40
ZB30-60	30mm×540mm	#60

Roller Heads

Aluminum
(GT-BS20/ BS30)
For heavy-duty sanding.



Urethane
(GT-BS20W/ BS30W)
For undulated and curved surfaces.

Air Disk Sanders

Pad Dia. >> 50mm

Collet chuck
ϕ6mm

No. GT-DS50A
•Noise reducer

Accessories
Flap wheel #60···1 pc.
Fiber wheel #600···1 pc.
Pitatto holder···1 pc.
Pitatto disk paper #60···3 pcs.

OP
Disk bolt

Collet chuck (ϕ3mm、ϕ1/4"、ϕ1/8")

Air Disk Sander Wheels (For DS50A)

Pitatto Disk Paper
No. PD-P60



Pitatto Holder
No. PD-P6



Flap Wheel
No. FL-60, 120



Fiber Wheel
No. FB-400, 600, 1000

Precoat Grit
No. PCG-600



Model No.	Grit No.	Max. Circumferential Speed (rpm)	Material	Use	Quantity
PD-P60	Z60	20,000	Zirconia	Thin pressed plate deburring, surfacing, etc.	50
PD-P6	—	—	Rubber (Pad)	For Pitatto disk paper	1
FL-60	A60	20,000	Alumina	Deburring, spatter removal Cylinder lining polishing, surfacing, etc.	5
FL-120	A120	20,000	Alumina		5
FB-400	400	10,000	Unwoven cloth	Dirt removal, cleaning prior to welding or plating, burn removal after welding, etc.	5
FB-600	600	10,000	Unwoven cloth		5
FB-1000	1000	10,000	Unwoven cloth		5
PCG-600	400~600	6,000	Abrasive grain nylon	Peeling lacquered topcoats, etc.	1

Pad Dia. >> 100mm

M10 disk nut

No. GT-DS50B
•Noise reducer

Accessories
Protective cover
Disk nut
Pin wrench

Wheels to Remove Rust / Stains (For DS50B)

Hammer Wheel
No. HMW10 Patent Pending

Brush Wheel
No. BHW10



Model No.	Max. Circumferential Speed (rpm)	Material	Use	Quantity
HMW10	5,000	SUS	Slag and spatter removal after welding, etc.	1
BHW10	5,000	Abrasive grain nylon	Steel plate rust removal, aluminum cast finishing, etc.	1

Model No.	Disk Dia. (mm)	No Load Speed (rpm)	Air Consumption (N ℓ /min)	Hose Coupling	Air Hose Inner Dia. (mm)	Overall Length (mm)	Weight (g)	Tip Tool Installation Part	Accessories	
									Plug	Spanner
GT-DS50A	50	5,000	650	Rc1/4	6.35	211	935	Collet chuck ϕ6mm	BPB-2	H11,H15
GT-DS50B	100	5,000	650	Rc1/4	6.35	211	1,150	Disk nut M10	BPB-2	H11,H15

・Air pressure: 0.6 MPa

Disk Dia. >> **100mm**

No. **GT-DG100**

OP
Bar grip
(Auxiliary handle)

Ideal for grinding / polishing metal, base finishing, removing beads, burrs, rust and paint, cutting metal rods and thin panels, finish-polishing, etc.

Model No.	Grindstone Size Outer Dia. × Thickness × Hole Dia. (mm)	Belt Circumferential Speed (m/min)	No Load Speed (rpm)	Air Consumption (m^3/min)	Hose Coupling	Overall Length (mm)	Height (mm)	Weight (g)	Accessories Plug	Accessories L- wrench
GT-DG100	100×6×15	4,300	13,500	0.7	Rc1/4	205	92	1,390	BPB-2	H6

・Air pressure: 0.6 MPa ・Air hose diameter: 6.35 mm

Air Disk Grinder Wheel (For GT-DG100)

Quick Lock Disk System - Disk can be easily replaced without fastening tools, by attaching a purpose-specific adapter. Ordinary grindstones (Hole diameter 15 × Thickness 3~6 mm) can be attached by detaching the adapter.

Paper wheel

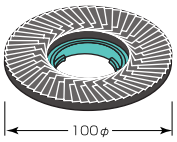

Inner Dia. : 15mm

Model No.	Grit #	Use
CL-P36	36Z	Roughing
Inner Ctn.	5 per carton	

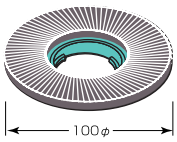

Inner Dia. : 15mm

Model No.	Grit #	Use
CL-P60	60A	Grinding
CL-P80	80A	Grinding
Inner Ctn.	5 per carton	

Nylon wheel

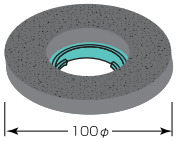

Inner Dia. : 15mm

Model No.	Grit #	Use
CL-NW	—	Rust removal
Inner Ctn.	5 per carton	

Cutter wheel

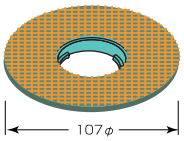

Inner Dia. : 15mm

Model No.	Grit #	Use
CL-CW	—	Cutting
Inner Ctn.	5 per carton	

1 Quick Lock Adapter per box

ONE POINT

A disk swapping system that doesn't disrupt operations

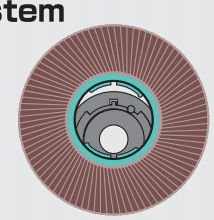

Click-Lock

Securely tightened nuts are extremely time consuming to loosen and remove using normal tools. Our quick-lock system allows for disks to be secured simply by snapping them into place and turning them by hand. Disk replacement is just as easy, as the disks can be removed by hand. We recommend this new system as an excellent means for shortening disruption time during operations and reducing industrial waste.

Air Micro Grinders

There is a glaring difference in axial runout.
Our Air Micro Grinders feature optimum rotation speeds to match the specific bits being used, leading to more efficient grinding and cutting work marked by secure, almost suction-like bit-to-surface contact and less jumping.

Silent solution

A Double-Bearing System

Axial runout is suppressed by the use of precision motor engineering and our double-bearing system. Moreover, the SAR type employs angular bearings to handle the high loads of heavy work.

Air Micro Grinders (For Precision Grinding)

Collet chuck: ϕ3mm

No. GT-MG75S

Collet chuck: ϕ3mm

No. GT-MG75SAR (Soft Grip)

OP Collet chuck (ϕ2.35mm,ϕ1/8")

Collet chuck: ϕ3mm

No. GT-MG55SR (Ergo Grip)

Collet chuck: ϕ3mm

No. GT-MG55SAR (Soft Grip)

OP Collet chuck (ϕ2.35mm, ϕ1/8")

Collet chuck: ϕ3mm

No. GT-MG55S/MG55SB (Reverse turning type)

Collet chuck: ϕ6mm

No. GT-MG35SAR (Soft Grip)

OP Collet chuck (ϕ3mm, ϕ1/4", ϕ1/8")

Collet chuck: ϕ6mm

No. GT-MG25S

OP Collet chuck (ϕ3mm, ϕ1/4", ϕ1/8")

Collet chuck: ϕ3mm

No. GT-MG35-12CC (Soft Grip)

OP Collet chuck (ϕ2.35mm, ϕ1/8")

OP Corner attachment
No. GT-MG25-12CF (Smooth grinding / polishing at 25,000 rpm)
No. GT-MG25-12CC (Precision grinding at 25,000 rpm)

Model No.	No Load Speed (rpm)	Air Consumption (m^3/min)	Hose Coupling	Air Hose Inner Dia. (mm)	Overall Length (mm)	Frame Dia. (mm)	Weight (g)	Collet Chuck (ϕmm)	Accessories		
									Chuck handle	Spanner	Oil
GT-MG75S	75,000	0.16	Rc1/4	6.35	170	18.5	190	3	●	H9	●
GT-MG75SAR	75,000	0.16	Rc1/4	6.35	156	20.9	180	3	–	H5,H9	●
GT-MG55S	55,000	0.16	Rc1/4	6.35	163	17.5	180	3	●	H9	●
GT-MG55SB	55,000	0.16	Rc1/4	6.35	163	17.5	180	3	●	H9	●
GT-MG55SR	55,000	0.16	Rc1/4	6.35	180	20.0	220	3	●	H9	●
GT-MG55SAR	55,000	0.245	Rc1/4	6.35	178	24.5	260	3	–	H5,H9	●
GT-MG35SAR	35,000	0.285	Rc1/4	6.35	182	29.5	435	6	–	H11,H13	●
GT-MG25S	25,000	0.175	Rc1/4	6.35	198	30.0	600	6	–	H11,H13	●
GT-MG35-12CC	35,000	0.25	Rc1/4	6.35	183	24.5	305	3	–	H5,H9	●
GT-MG35-12CR	35,000	0.16	Rc1/4	6.35	151	20.0	160	3	–	H5,H9	●

・Working air pressure…0.6MPa ・Overall length…Accessories and exhaust hose parts not included. ・Weight…Accessories not included.
・In the main body, a 1.5m air intake hose, exhaust hose and a hose joint are attached.
・With regard to GT-MG55S, MG55SR, MG75S and a 2.35 mm collet chuck is also prepared.

OP Can be replaced by user.
OP Should be replaced at our factory.

Air Micro Grinders

Air Micro Grinders (Surface Grinding/ Polishing)

No. GT-MG25-12CF (Soft Grip)

OP Corner attachment
No. GT-MG35-12CC (Precision grinding at 35,000 rpm)
No. GT-MG25-12CC (Precision grinding at 25,000 rpm)

No. GT-MG25-9CF (Soft Grip)

OP Corner attachment
No. GT-MG25-9CC (Precision grinding at 25,000 rpm)
No. GT-MG35-9CC (Precision grinding at 35,000 rpm)

Model No.	No Load Speed (rpm)	Air Consumption (m^3/min)	Hose Coupling	Air Hose Inner Dia. (mm)	Overall Length (mm)	Frame Dia. (mm)	Weight (g)	Tip tool Installation Part	Accessories
GT-MG25-12CF	25,000	0.25	Rc1/4	6.35	181	24.5	315	M7	・Chuck handle ・Oil ・Rubber holder ・PO-ring (#60・100・150・240 …3 pcs. each #400・600 …1 pc. each) ・Lap ring (#600) ・Headcup (#80)
GT-MG25-9CF	25,000	0.25	Rc1/4	6.35	173	24.5	310	M7	
GT-MG25-12CR	25,000	0.16	Rc1/4	6.35	160	20.0	200	M7	
GT-MG25-9CR	25,000	0.16	Rc1/4	6.35	143	20.0	200	M7	

・Working air pressure…0.6MPa ・Overall length…Accessories and exhaust hose parts not included. ・Weight…Accessories not included.
・In the main body, a 1.5m air intake hose, exhaust hose and a hose joint are attached.

Tip Tools for Smooth Surface Grinding and Polishing (For GT-MG25-12CF, 9CF, 12CR, 9CR)

To meet work objectives from the removal of cutter marks in the manufacture of metal molding to the finishing of mirror surfaces.

Headcup Grit #80



No. HC-80

Rubber Holder

No. RH-30

PO-Ring

Inner: 100

Model N0.	Grit #
PR-60	60
PR-100	100
PR-150	150
PR-240	240
PR-400	400
PR-600	600

Lap Ring

Inner: 30

Model N0.	Grit #
LP-320	320
LP-400	400
LP-600	600
LP-800	800

Color identification

ONE POINT Corner Attachment Replacement Heads

A selection of corner attachments with differing head shapes and gear ratios is available.
VESSEL will replace the micro grinder heads in accordance with your needs.

GT-MG25-12CF
●No Load Speed 25,000rpm
●Tip tool installation part: M7

GT-MG25-12CC
●No Load Speed 25,000rpm
●Collet chuck: φ3mm

GT-MG35-12CC
●No Load Speed 35,000rpm
●Collet chuck: φ3mm

GT-MG25-9CC
●No Load Speed 25,000rpm
●Collet chuck: φ3mm

GT-MG35-9CC
●No Load Speed 35,000rpm
●Collet chuck: φ3mm

Air Drills

Handy, adaptable drills that can handle the precision drilling for a wide variety of applications including sash work, sheet metal work, and automobile assembly, these units boast precision motors for optimum revolution speed and minimum axial runout for both bits and shank to ensure accurate drilling without mistakes.

Keyless Chucks

Keyless chucks enable easy drill replacement.
These drills feature a keyless chuck system that renders chuck handles unnecessary. The total weight is a mere 20 grams heavier than conventional key-tightened models, and drill bits can be replaced quickly and easily without the trouble of having to search for the key.

Air Drills

Air Drills

The VESSEL Air Drill speedily drills holes of every small bore. Compact and lightweight, it is provided with functions, such as adjust-valve and silencer, which adds comfort to the workplace.

Drill Hole >> φ 6mm

No. GT-D60-26

- Rear exhaust
- Noise reducer

Drill Hole >> φ 8mm

No. GT-D80-20

- Rear exhaust
- Noise reducer

No. GT-D80-20K

- Rear exhaust
- Noise reducer
- Keyless chuck

Drill Hole >> φ 10mm

No. GT-D100-15

- Rear exhaust
- Noise reducer

No. GT-D100-15K

- Rear exhaust
- Noise reducer
- Keyless chuck

Model No.	Steel Plate Drilling Capacity φ (mm)	No Load Speed (rpm)	Air Consumption (m^3/min)	Hose Coupling	Air Hose Inner Dia. (mm)	Overall Length (mm)	Weight (g)	Chuck Size (mm)	Accessories	
									Plug	Chuck handle
GT-D60-26	6	2,600	0.2	Rc1/4	6.35	163	830	6.0	BPB-2	●
GT-D80-20	8	2,000	0.35	Rc1/4	6.35	165	940	8.0	BPB-2	●
GT-D80-20K	8	2,000	0.35	Rc1/4	6.35	171	960	8.0	BPB-2	–
GT-D100-15	10	1,500	0.54	Rc1/4	6.35	189	1,280	10.0	BPB-2	●
GT-D100-15K	10	1,500	0.54	Rc1/4	6.35	195	1,300	10.0	BPB-2	–

・Working air pressure…0.6MPa ・Overall length…Accessories and exhaust hose parts not included. ・Weight…Accessories not included.

Air Saws

Featuring superior speed, operating efficiency, and durability, our air grinders are designed for cutting sheet, plate, and board material, these air scrapers are available in 2 models, with emphasis on high speed and strength. The movement amplitude is both exact and strong, and as air scrapers these units have become the focus of attention in the recycling industry.

Carbide Blade for Glass Cut

Our glass-cutting blades of ultra hard steel can cut out the front windshield of an automobile in approximately 30 seconds, making this an absolute necessity for automobile recycling.

Air Saws

Cutting Capacity >> Metal Sheet 4mm Patented

No. GT-AS10

•Noise reducer

Accessories
Blade: 32-tooth thin blade ··· ASB-32T···1pc.
32-tooth thick blade ··· ASB-32H···1pc.
24-tooth thick blade ··· ASB-24H···1pc.

Cutting Capacity >> Metal Sheet 1.6mm Patented

No. GT-AS100

Accessories
Blade: 32-tooth standard blade ··· ASB-32 2 pcs.

Model No.	Cutting Capacity	Working Air Pressure (MPa)	Stroke Speed (c.p.m.)	Air Consumption (m^3/min)	Stroke (mm)	Hose Coupling	Overall Length (mm)	Weight (g)	Accessories	
									Plug	L-wrench
GT-AS10	Steel···4mm	0.6	5,000	0.28	10	Rc1/4	195.5	870	BPB-2	H3
GT-AS100	Steel···1.6/ Wood···55mm	0.6	10,000	0.34	10	Rc1/4	170	570	BPB-2	H2,H4

Cutting capacity: GT-AS10: When used with a No. ABS-32H blade GT-AS100: When used with a No. ASB-32 blade Overall Length, Weight: Accessories not included.

ONE POINT

Easy recovery by the restart button.

When the air motor accidentally stalls, the unit can be easily restarted by pushing the restart button.

Air Saw Blades (For GT-AS10/AS100)

Attach to air saw tips for cutting.

〈**For steel**〉

〈**Scraper**〉

〈**File**〉

Model No.	Specifications	Use	Quantity
ASB-32	For steel Cobalt mix, standard blade, 32 teeth	Cutting steel	10
ASB-32T	For steel Thin blade, 32 teeth	Cutting sheet metal, etc.	10
ASB-32H	For steel Cobalt mix, super thick blade, 32 teeth	Cutting plain and stainless steel sheet	10
ASB-24H	For steel Cobalt mix, super thick blade, 24 teeth	Cutting aluminum, soft steel and resin	10
ASC-25-5	Scraper 25 mm wide blade	Scraping, peeling, etc.	1
ASF-F-5	File Flat	File	5
ASF-R-5	File Round	File	5
ASF-T-5	File Triangular	File	5

Air Scraper/ Glass Cut Air Saw

No. GT-ASC5 Air Scraper

•**Noise reducer**
※Scraper sold separately



Use to detach IC chips from circuit boards when recycling PCs, faxes and copiers, or to scrape mortar or paint from external walls of structures.

Working Air Pressure (MPa)	Stroke Speed (c.p.m.)	Air Consumption (m^3/min)	Stroke (mm)	Hose Coupling	Overall Length (mm)	Weight (g)	Accessories	
							Plug	L-wrench
0.6	7,000	0.28	5	Rc1/4	195.5	810	BPB-2	H3

No. GT-AS10G Glass Cut Air Saw

•**Noise reducer**
※Scraper sold separately

For windshield recycling.

It only takes 30 seconds to cut out one windshield.

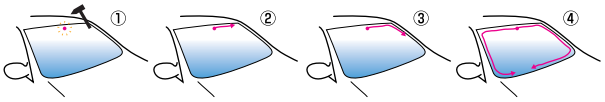

Working Air Pressure (MPa)	Stroke Speed (c.p.m.)	Air Consumption (m^3/min)	Stroke (mm)	Hose Coupling	Overall Length (mm)	Weight (g)	Accessories	
							Plug	Spanner
0.6	5,000	0.28	10	Rc1/4	195.5	810	BPB-2	H3

For the date of delivery, consult Vessel.

Scraper (For GT-ASC5)

No. ASC-25-8

No. ASC-50-8

Model No.	Blade Width (mm)	Axis Dia. ϕ (mm)	Use
ASC-25-8	25	8	for IC chip
ASC-50-8	50	8	for IC chip, wall

Carbide Blade for Glass Cut (For GT-AS10G)

Model No.	Specifications	Use
ASB-10G	Thickness 3mm, 10teeth	for windshield glass

※Not compatible with GT-AS10, AS100.

Air Nippers For Resin Gate

These are high-class air nippers that can be mounted on gate cutting equipment and standby jigs for accurate, speedy cutting of resin products. VESSEL has a wide selection of items to meet a variety of needs, from around-the-clock operations to high cutting precision.



Blades

Manufactured by our unique heat process technology using high-class materials such as alloy tool steel and high-speed steel, these air nippers boast stable and sharp blade formation through the use of precision machining processes and extremely sharp cutting performance developed in accordance with our extensive knowledge of cutting technology.

1 Cutting material

What is the material to be cut?

Plastic		Metal	
Soft Plastic PP, etc.	Hard Plastic ABS, etc.	Copper wire	Steel wire Non-heat treated

2 Select diameter

What is the size of the material?

Calculate "W×H" to obtain the cross-sectional area and select a corresponding diameter.

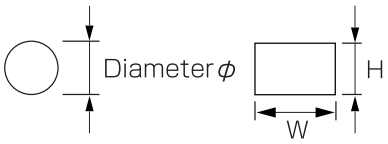

Select the diameter.

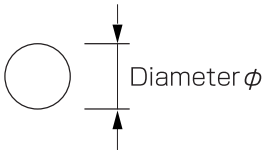

※Sprues cannot be trimmed properly if they are bigger than the blade length or if they are too thin.

3 Select nipper body

To select a nipper body, please refer to the cutting capacity on the specification chart.

Capacity φ (mm) ft Plastic	Copper	Steel	Model No.	Size (mm) A	B	C	D	E	F	G	H	I	J	K	Air Consumptio (cm³/sir.)
2.0	1.6	1.0	GT-NY05	8.6	75.9	40.9	25	15	23	47.6	4	M4	3	22	48
2.0	1.6	1.0	GT-NY05R												48
2.0	1.6	1.0	GT-NY05-4												48
2.0	1.6	1.0	GT-NY05R-4												48
2.3			GT-NY10	8.8	82.1	42.1	30	20	28	51.6	6	M4	5	24	68
2.3			GT-NY10R												68
2.3			GT-NY10-4												6
2.3			GT-NY10R-4												6
2.6			GT-NY15	10.2	93	48	35	25	33	58	8	M4	5	27	1
2.6			GT-NY15R												1
2.6			GT-NY15-4												1
2.6			GT-NY15R-4												1
3.4			GT-NY25												18
3.4			GT-NY25R												18

Select the item.

4 Select blades

Please select blades compatible with the chosen nipper body.

Applicable Nippers Copper	Steel		Model No. Body	Shape	Size (mm) a	b	d	e
		GT-NY03G(-4)	NY03	AJ	21.0	7.0	10.5	3.0
			NY03	AJL	27.0	7.0	10.5	4.0
			NY03	AJT	21.0	7.0	10.5	3.0
		GT-NY03GR(-4)	NY03	RAJ	21.0	7.0	10.5	3.0
1.6	1.0	GT-NY05(-4) GT-NF05	NY05	BJ	22.0	7.0	9.0	3.5
			NY05	AJ	22.0	7.0	10.5	4.0
			NY05	AJL	31.0	7.0	10.5	5.
			NY05	AJB	22.0	7.0	10.5	4.
			NY05	AJT	22.0	7.0	10.5	4.
			NY05	AH	31.0	19.0	10.5	5.
1.6	1.0		NY05	RBJ	22.0	7.0	9.0	3.5

Select the item. (Please refer to P. 146)

*The cutting capacity may differ depending on the temperature of material.

CAD drawings are also available on VESSEL homepage as well as nipper and blade model selection system. http://www.vessel.co.jp/english/airnipper/

Air Nippers For Resin Gate

GT-NY05/10/15/25 Sliding Air Nippers Horizontal-Type

NY

Blades are optional.

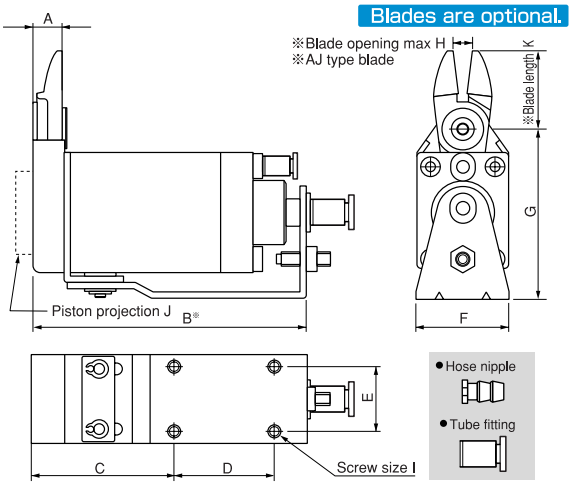

The horizontal slide enables space to be used effectively.
The low profile of the main unit allows work to be removed without obstructing the operations of the chuck plate.

Capacity φ (mm) Soft Plastic	Hard Plastic	Copper	Steel	Model No.	Size (mm) A	B	C	D	E	F	G	H	I	J	K	Air Consumption (cm³/str.)	Weight (g)	Slide Distance (mm)	Hose Port
3.0	2.0	1.6	1.0	GT-NY05	8.6	75.9	40.9	25	15	23	47.6	4	M4	3	22	48	155	Pull 0~3	W/hose nipple
3.0	2.0	1.6	1.0	GT-NY05R												48	155	Push 0~3	Hose I.D. φ2.5mm
3.0	2.0	1.6	1.0	GT-NY05-4												48	155	Pull 0~3	W/tube fitting
3.0	2.0	1.6	1.0	GT-NY05R-4												48	155	Push 0~3	Hose I.D. φ2.5XO.D. φ4mm
3.5	2.3			GT-NY10	8.8	82.1	42.1	30	20	28	51.6	6	M4	5	24	68	210	Pull 0~3	W/hose nipple
3.5	2.3			GT-NY10R												68	210	Push 0~3	Hose I.D. φ2.5mm
3.5	2.3			GT-NY10-4												68	210	Pull 0~3	W/tube fitting
3.5	2.3			GT-NY10R-4												68	210	Push 0~3	Hose I.D. φ2.5XO.D. φ4mm
4.0	2.6			GT-NY15	10.2	93	48	35	25	33	58	8	M4	5	27	136	319	Pull 0~3	W/hose nipple
4.0	2.6			GT-NY15R												136	319	Push 0~3	Hose I.D. φ2.5mm
4.0	2.6			GT-NY15-4												136	319	Pull 0~3	W/tube fitting
4.0	2.6			GT-NY15R-4												136	319	Push 0~3	Hose I.D. φ2.5XO.D. φ4mm
5.0	3.4			GT-NY25	12.5	108.5	54.5	40	30	42	69	9	M5	2	31	184	580	Pull 0~5	W/hose nipple
5.0	3.4			GT-NY25R												184	580	Push 0~5	Hose I.D. φ4mm
5.0	3.4			GT-NY25-6												184	580	Pull 0~5	W/tube fitting
5.0	3.4			GT-NY25R-6												184	580	Push 0~5	Hose I.D. φ4XO.D. φ6mm

※Air Pressure…0.4~0.5 MPa (NY25 type: 0.5~0.6)
※B refers to the distance from the cut position for PUSH style models, and the distance from the start position for PULL style models.

GT-NY03G/10G Sliding Air Nippers Horizontal-Type

Patented

NY-G



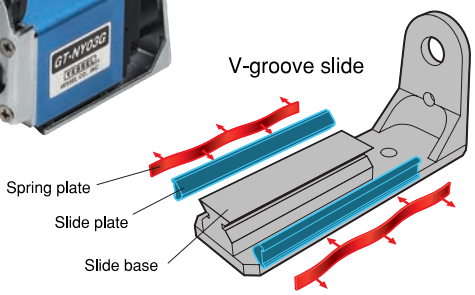

Blades are optional.

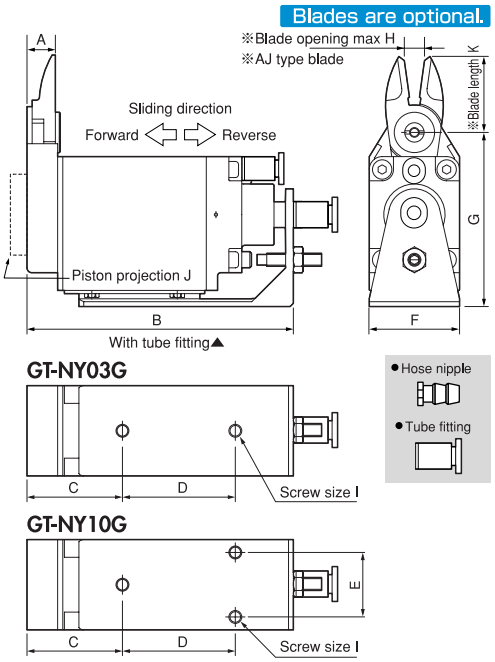

VESSEL's patented, V-groove slide base ensures constant, stable positioning. The unit is not subject to inclined loads, and has achieved high precision gate cutting performance.

Capacity φ (mm) Soft Plastic	Hard Plastic	Model No.	Size (mm) A	B	C	D	E	F	G	H	I	J	K	Air Consumption (cm³/str.)	Weight (g)	Slide Distance (mm)	Hose Port
2.0	1.3	GT-NY03G	8.6	74.5	29.5	30	-	19	46.5	3	M4	0	21	37	160	Pull 0~3	W/hose nipple Hose I.D. φ2.5mm
2.0	1.3	GT-NY03GR												37	160	Push 0~3	
2.0	1.3	GT-NY03G-4												37	160	Pull 0~3	W/tube fitting Hose I.D. φ2.5XO.D. φ4mm
2.0	1.3	GT-NY03GR-4												37	160	Push 0~3	
3.5	2.3	GT-NY10G	8.8	82.6	29.6	35	20	28	54	6	M4	5	24	68	275	Pull 0~3	W/hose nipple Hose I.D. φ2.5mm
3.5	2.3	GT-NY10GR												68	275	Push 0~3	
3.5	2.3	GT-NY10G-4												68	275	Pull 0~3	W/tube fitting Hose I.D. φ2.5XO.D. φ4mm
3.5	2.3	GT-NY10GR-4												68	275	Push 0~3	

※Air Pressure…0.4~0.5 MPa

GT-NY10S/25S Double Action Sliding Air Nippers

NY-S

Blades are optional.

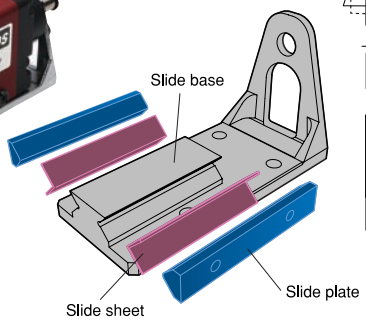

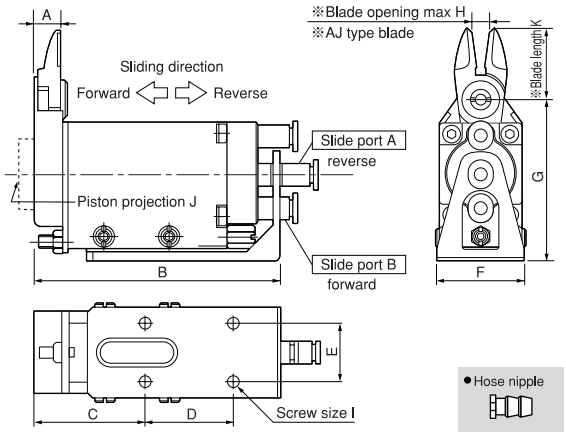

The springless slide construction of the main unit ensures smooth movement, and a V-groove slide base has been employed for high precision positioning.

Capacity ϕ (mm) Soft Plastic	Capacity ϕ (mm) Hard Plastic	Model No.	Size (mm) A	B	C	D	E	F	G	H	I	J	K	Air Consumption (cm³/str.)	Weight (g)	Slide Distance (mm)	Hose Port
3.5	2.3	GT-NY10S	8.8	84.5	38	30	20	32	55	6	4-M4	5	24	68	300	0～3.5	W/tube fitting Hose I.D. ϕ2.5×O.D. ϕ4mm
5.0	3.4	GT-NY25S	12.5	106.5	47	40	30	47	72	9	4-M5	2	31	184	695	0～5.0	W/tube fitting Hose I.D. ϕ4×O.D. ϕ6mm

※Air Pressure…NY10S : 0.4～0.5 MPa / NY25S : 0.5～0.6 MPa

GT-NT03/05/10/20 Sliding Air Nippers Vertical-type

NT

Blades are optional.

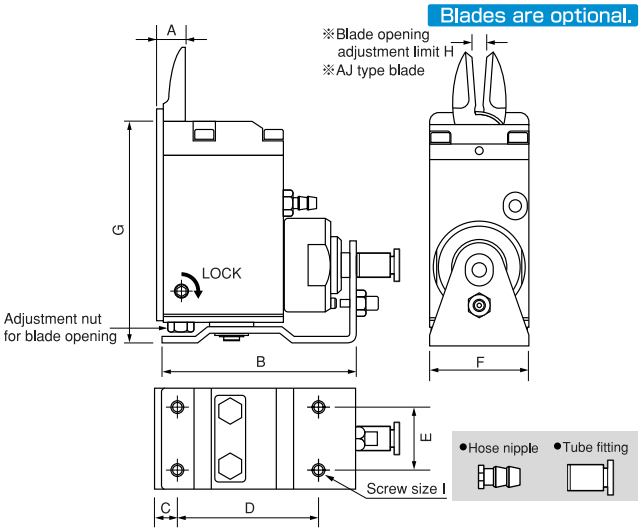

Blade opening is adjustable, and fine adjustments are easy to make after mounting the nippers, ensuring clean, unblemished cut surfaces.

Capacity ϕ (mm) Soft Plastic	Capacity ϕ (mm) Hard Plastic	Model No.	Size (mm) A	B	C	D	E	F	G	H	I	Air Consumption (cm³/str.)	Weight (g)	Slide Distance (mm)	Hose Port
1.5	1.0	GT-NT03	9	62	7	43	14	19	68.1	1.5~3	M3	0.4～0.5	178	Pull 0～3	W/hose nipple Hose I.D. ϕ2.5mm
1.5	1.0	GT-NT03R										0.4～0.5	178	Push 0～3	
1.5	1.0	GT-NT03-4										0.4～0.5	178	Pull 0～3	W/tube fitting Hose I.D. ϕ2.5×O.D. ϕ4mm
1.5	1.0	GT-NT03R-4										0.4～0.5	178	Push 0～3	
2.5	1.5	GT-NT05	9	64	7	45	20	32	71.1	3~6	M4	0.4～0.5	325	Pull 0～3	W/hose nipple Hose I.D. ϕ2.5mm
2.5	1.5	GT-NT05R										0.4～0.5	325	Push 0～3	
2.5	1.5	GT-NT05-4										0.4～0.5	325	Pull 0～3	W/tube fitting Hose I.D. ϕ2.5×O.D. ϕ4mm
2.5	1.5	GT-NT05R-4										0.4～0.5	325	Push 0～3	
3.5	2.3	GT-NT10	11	73	8	53	24	38	88.1	4~7	M4	0.4～0.5	515	Pull 0～3	W/hose nipple Hose I.D. ϕ2.5mm
3.5	2.3	GT-NT10R										0.4～0.5	515	Push 0～3	
3.5	2.3	GT-NT10-6										0.4～0.5	515	Pull 0～3	W/tube fitting Hose I.D. ϕ4×O.D. ϕ6mm
3.5	2.3	GT-NT10R-6										0.4～0.5	515	Push 0～3	
5.0	3.4	GT-NT20	14	103	10	80	28	44	102.1	4.5~9	M5	0.5～0.6	930	Pull 0～8	W/hose nipple Hose I.D. ϕ4mm
5.0	3.4	GT-NT20R										0.5～0.6	930	Push 0～8	
5.0	3.4	GT-NT20-6										0.5～0.6	930	Pull 0～8	W/tube fitting Hose I.D. ϕ4×O.D. ϕ6mm
5.0	3.4	GT-NT20R-6										0.5～0.6	930	Push 0～8	

※Air Pressure…0.4～0.5 MPa

Blades are optional. Note that forward and backward-facing blades are available. >>> 146 page

Air Nippers For Resin Gate

GT-NF05/10/15 Type-F Air Nippers

NF

Blades are optional.

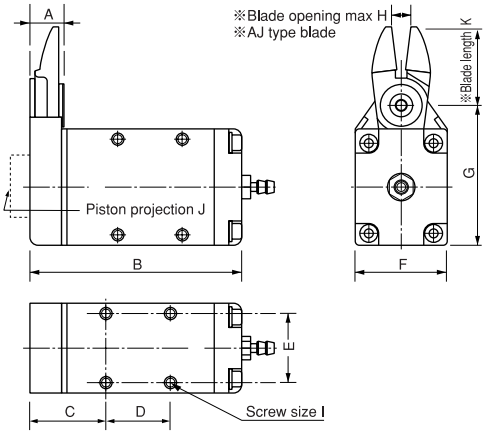

These compact, lightweight nippers have been designed for easy mounting inside equipment and to enable secure mounting under high-density mounting conditions.

Capacity ϕ (mm) Soft Plastic	Hard Plastic	Copper	Steel	Model No.	A	B	C	D	E	F	G	H	I	J	K	Air Consumption (cm³/str.)	Weight (g)	Spec. & Size of the Hose Port
3.0	2.0	1.6	1.0	**GT-NF05**	8.6	59.9	21.9	17	18	23	39.5	4	M3	3	22	43	101	W/hose nipple Hose I.D. ϕ2.5mm× ϕ4mm
3.5	2.3	1.7	1.1	**GT-NF10**	8.8	65.1	23.1	20	22	28	43.5	6	M3.5	5	24	63	143	
4.0	2.6	1.8	1.2	**GT-NF15**	10.2	73	25	25	26	33	48.5	8	M4	5	27	128	219	

※Mounting screw for NF10 (M3.5) is regarded as spare part. ※Air Pressure…0.4～0.5 MPa

GT-NK10 Thrust-Cut Air Nipper

NK

Blades are optional.



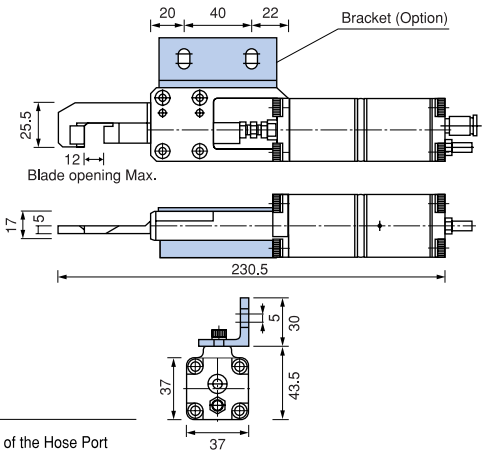

These nippers are equipped with a foot switch and are linked to high precision drivers, enabling the cutting of film-shaped gates from the thin end, preventing wrinkles around the cut.

Capacity ϕ (mm) ABS Plastic	Model No.	Air Consumption (cm³/str.)	Air Pressure (MPa)	Weight (g)	Applied Pressure (N)	Spec. & Size of the Hose Port
5	**GT-NK10**	110	0.4~0.5	800	735	Hose I.D. ϕ2.5×O.D. ϕ4mm

・Hose Coupling: I.D. ϕ4 × O.D. ϕ6 mm ・Piston stroke…Max.12 mm

GT-TC-02 Timing Controller

TC

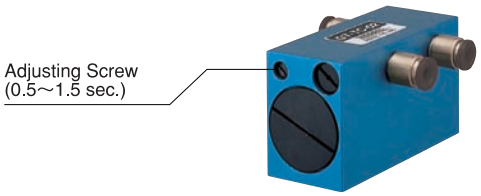

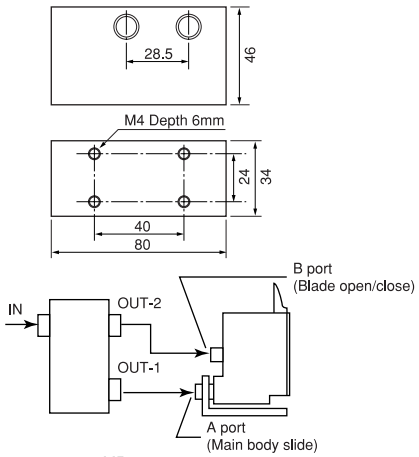

Connected between the compressor and the air nippers,
the timing controller enables adjustments to the slide and cutting timing.
(Approximately 0.5 seconds to 1.5 seconds)

Working air pressure ··· 0.6MPa
Size ··· Height 46 × Length 80 × thickness 34 (mm)
Weight ··· 275 g With tube joint: I.D. ϕ4 × O.D. ϕ6 mm

Three-port solenoid valve (compressor side) ➡ Timing controller ➡ Slide air nipper

Connectable nippers (Reference)

No. GT-	NY05	NY10	NY15	NY25	NT03	NT05	NT10	NT20	NB20	NB30	NB20LW	NB30LW
Connectable unit numbers	4	3	1	1	6	4	2	1	2	1	2	1

ATC-30 Gate Cutting Table

ATC

Our gate cut table eliminates the trouble of manufacturing a jig.
Air nipper position can be changed in accordance
with changes in work requirements.



Standard set detail (Air nipper: Optional)
- Table ··· 1 unit
- Gate receiving base ··· 1 set
- Foot switch ··· 1 unit
- Chuter ··· 1 set
- TC-02 ··· 1 unit
- Accessories ··· 1 set

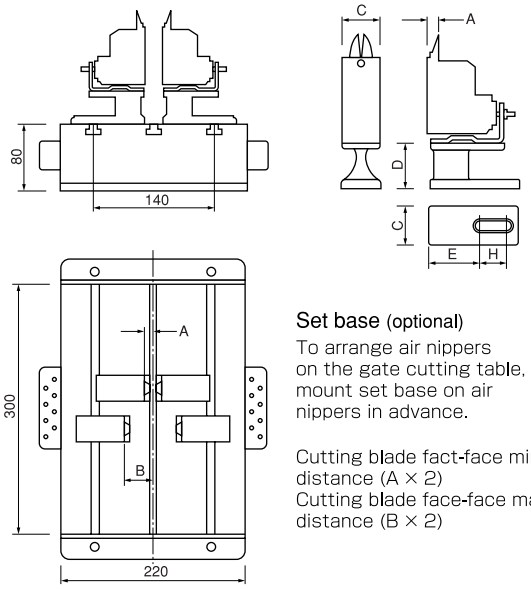

Set base (optional)
To arrange air nippers on the gate cutting table, mount set base on air nippers in advance.

Cutting blade fact-face min. distance (A × 2)
Cutting blade face-face max. distance (B × 2)

We quote, according to your molded sample, complete gate cut table.

Capacity ϕ (mm) ABS Plastics	Model No.	Max. Arrangement on Table	Dimensions (mm) A	B	C	D	E	H
3.0	GT-NY05, NY05R, NY05-4, NY05R-4	8 units	8.6	27	23	50	40	15
1.5	GT-NT03, NT03R, NT03-4, NT03R-4	8 units	9	29	19	36	50	20
2.5	GT-NT05, NT05R, NT05-4, NT05R-4	8 units	10	30	32	40	49	20

Note: By extended piping, max. 20 pcs of NT03 max. 16 pcs of NY05, max. 12 pcs of NT05 can be installed.

Blades are optional. Note that forward and backward-facing blades are available. >>> 146 page

Standerd Blades For Sliding Air Nipper

Blade Type

No. **NY10 A J**

Air Nipper
Applicable model

Blade shape

AJ : Plastic, Straight — **RAJ** : Plastic, Straight Reversed
AJL : Plastic, Straight long
AJT : Plastic, Straight thin
AE : Plastic, Cutting off
AJY : Plastic, Recessed straight
AD : Plastic, Over-ride
AH : Plastic, Crank — **RAH** : Plastic, Crank Reversed
AJB : Plastic, Straight (Sintered Alloy)
AJV : Plastic, Straight V-shaped
AJH : Plastic, Straight (High Speed Steel)
BJ : Metal, Straight — **RBJ** : Metal, Straight Reversed

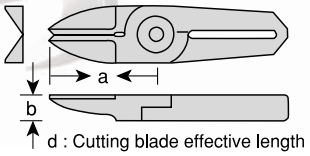

Blade opening

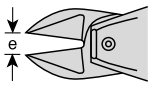

AE / AD

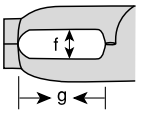

···Sintered Alloy ···High Speed Steel

AJ Vertical blades whose cutting edges are not angled.

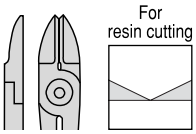

AJL In case there is a long distance between nipper body and gate.

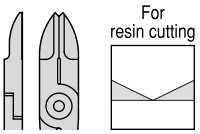

AJT Blade section is thin, enabling beautiful finish of surface.

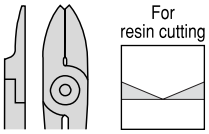

AE For many gate treatments such as over-fit gate, modified gate, etc.

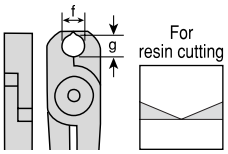

AJY In case the required gate width is small and ordinary blade is thick excessively.

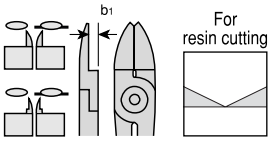

AD In case multi-dimensional de-gating is required.

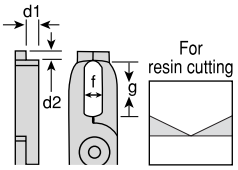

AH Cramped blades for resin cutting.

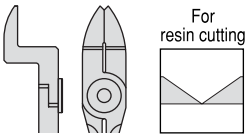

AJB Carbide tipped blades for cutting hard resin.

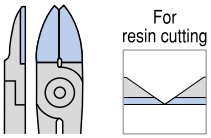

AJV In case cutting surface is curve and cutting face should be smooth.

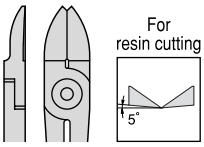

AJH HSS tipped blades suitable for cutting hard resin works.

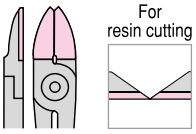

NK10AJ

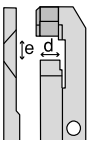

d: Cutting blade effective length ··· 10.3 mm
e: Max. blade opening ··· 12 mm

Material	Shape	Weight (g)
Special alloy steel	For metal cutting (Knife type)	96

RAJ Reversed AJ blades

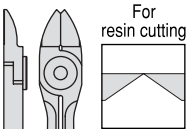

RAH Reversed AH blades to be employed when a pair of nipper bodies is installed face-to-face.

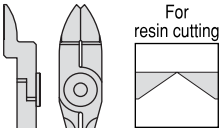

BJ Only one blade is edged for cutting metal wires.

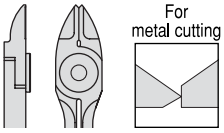

RBJ Reversed BJ blades.

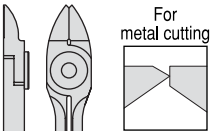

Specification chart for standard blades

Sliding nippers Horizontal type (Forward / backward)

Capacity				Applicable Nippers	Model No.		Size (mm)					Weight (g)
Soft Plastic	Hard Plastic	Copper	Steel		Body	Shape	a	b	d	e	f×g	
2.0	1.3			GT-NY03G(-4)	NY03	AJ	21.0	7.0	10.5	3.0		17
1.6	1.1				NY03	AJL	27.0	7.0	10.5	4.0		21
2.0	1.3				NY03	AJT	21.0	7.0	10.5	3.0		17
2.0	1.3			GT-NY03GR(-4)	NY03	RAJ	21.0	7.0	10.5	3.0		17
	2.0	1.6	1.0	GT-NY05(-4) GT-NF05	NY05	BJ	22.0	7.0	9.0	3.5		22
3.0	2.0				NY05	AJ	22.0	7.0	10.5	4.0		22
2.8	1.6				NY05	AJL	31.0	7.0	10.5	5.5		29
3.0	2.0				NY05	AJB	22.0	7.0	10.5	4.0		22
3.0	2.0				NY05	AJT	22.0	7.0	10.5	4.0		21
3.0	2.0				NY05	AH	31.0	19.0	10.5	5.5		37
	2.0	1.6	1.0	GT-NY05R(-4) GT-NF05	NY05	RBJ	22.0	7.0	9.0	3.5		22
3.0	2.0				NY05	RAJ	22.0	7.0	10.5	4.0		22
3.0	2.0				NY05	RAH	30.0	12.0	10.5	5.0		31
3.5	2.3			GT-NY10(-4) GT-NY10G(-4) GT-NF10 GT-NY10S	NY10	AJ	24.0	7.2	12.0	6.0		28
3.2	2.1				NY10	AJL	33.0	7.2	12.0	8.0		37
2.3	1.6				NY10	AD	26.5	7.2	d1 4.2 d2 2.5	6.0	6×13	31
3.5	2.3				NY10	AJB	24.0	7.2	12.0	6.0		28
3.5	2.3				NY10	AJT	24.0	7.2	12.0	6.0		26
3.5	2.3				NY10	AH	33.0	20.0	12.0	8.0		43
3.5	2.3			GT-NY10R(-4) GT-NY10GR(-4) GT-NF10/GT-NY10S	NY10	RAJ	24.0	7.2	12.0	6.0		28
3.5	2.3				NY10	RAH	32.0	12.2	12.0	7.0		36
4.0	2.6			GT-NY15(-4) GT-NF15	NY15	AJ	27.0	8.2	13.0	8.0		41
3.7	2.3				NY15	AJL	38.0	8.2	13.0	11.0		50
2.6	2.2				NY15	AD	30.0	8.2	d1 4.7 d2 3	8.0	7×4	45
4.0	2.6				NY15	AJB	27.0	8.2	13.0	8.0		41
4.0	2.6				NY15	AJT	27.0	8.2	13.0	8.0		38
4.0	2.6				NY15	AH	38.0	21.5	13.0	11.0		63
4.0	2.6			GT-NY15R(-4) GT-NF15	NY15	RAJ	27.0	8.2	13.0	8.0		41
4.0	2.6				NY15	RAH	35.0	13.2	13.0	9.0		52
5.0	3.4			GT-NY25(-6) GT-NY25S	NY25	AJ	31.0	10.0	16.0	9.0		65
4.7	3.0				NY25	AJL	46.0	10.0	16.0	13.0		88
3.3	2.0				NY25	AD	35.0	10.0	d1 6 d2 4	9.0	8×17	75
5.0	3.4				NY25	AJB	31.0	10.0	16.0	9.0		65
5.0	3.4				NY25	AH	46.0	24.0	17.0	13.0		110
5.0	3.4			GT-NY25R(-6) GT-NY25S	NY25	RAJ	31.0	10.0	16.0	9.0		65
5.0	3.4				NY25	RAH	42.0	16.0	16.0	12.0		89

Sliding nippers Vertical type (Forward / backward)

Capacity				Applicable Nippers	Model No.		Size (mm)					Weight (g)
Soft Plastic	Hard Plastic	Copper	Steel		Body	Shape	a	b	d	e	f×g	
1.5	1.0			GT-NT03	NT03	AJ	24.0	7.0	11.0	3.0		20
1.5	1.0				NT03	AJT	24.0	7.0	11.0	3.0		19
1.5	1.0				NT03	AJY	24.0	7.0 b1 4.5	11.0	3.0		19
2.5	1.5			GT-NT05	NE5	AJ	24.0	7.0	12.0	6.0		35
2.5	1.5				NT05	AJ	29.0	7.0	15.0	6.0		30
2.0	1.3				NT05	AJL	36.0	7.0	15.0	7.0		39
2.5	1.5				NT05	AJB	29.0	7.0	15.0	6.0		30
2.5	1.5				NT05	AJT	29.0	7.0	15.0	6.0		29
2.5	1.5				NT05	AJY	29.0	7.0 b1 4.0	15.0	6.0		29
2.5	1.2				NT05	AD	31.5	7.0	d1 3.5 d2 2.5	6.0	6×18	37
2.5	1.5				NT05	AJH	29.0	7.0	15.0	6.0		30
2.5	1.5				NT05	AJV	29.0	7.0	15.0	6.0		29
2.0	1.3				NT05	AE	29.0	7.0	7.0	6.0	6×18	36
3.5	2.3			GT-NT10	NE10	AJ	27.0	9.0	12.0	7.0		70
3.5	2.3				NT10	AJ	35.0	9.0	17.0	7.0		62
3.0	2.0				NT10	AJL	47.0	9.0	17.0	9.0		62
3.5	2.3				NT10	AJB	35.0	9.0	17.0	7.0		76
3.5	2.3				NT10	AJT	35.0	9.0	17.0	7.0		65
3.5	2.3				NT10	AJY	35.0	9.0 b1 5.0	17.0	7.0		82
3.5	2.1				NT10	AD	39.0	9.0	d1 5.0 d2 4.0	7.0	8×21.5	65
3.5	2.3				NT10	AJH	35.0	9.0	17.0	7.0		65
3.5	2.3				NT10	AJV	35.0	9.0	17.0	7.0		63
3.5	2.1				NT10	AE	35.0	9.0	9.0	7.0	8×21.5	75
5.0	3.4			GT-NT20	NT20	AJ	40.0	12.0	20.0	9.0		120
4.5	3.2				NT20	AJL	57.0	12.0	20.0	12.0		156
5.0	2.0				NT20	AD	46.0	12.0	d1 7.0 d2 6.0	9.0	9×24.5	141
5.0	3.4				NT20	AJB	40.0	12.0	20.0	9.0		120
5.0	3.4				NT20	AJH	40.0	12.0	20.0	9.0		120

Capacity is listed as instant reference and depends on operation conditions.

Heat Air Nippers

These air nippers are connected to a heater to suppress cracks and whitening of clear materials such as acrylic.
The gate is slowly melted as it's cut, resulting in a clean, unblemished cut surface.



Servo Heat Nippers (With Motor Cylinder)

Outstanding positioning control by sequencer control and light movement by electromotive servo cylinder has achieved high precision lens cuts.

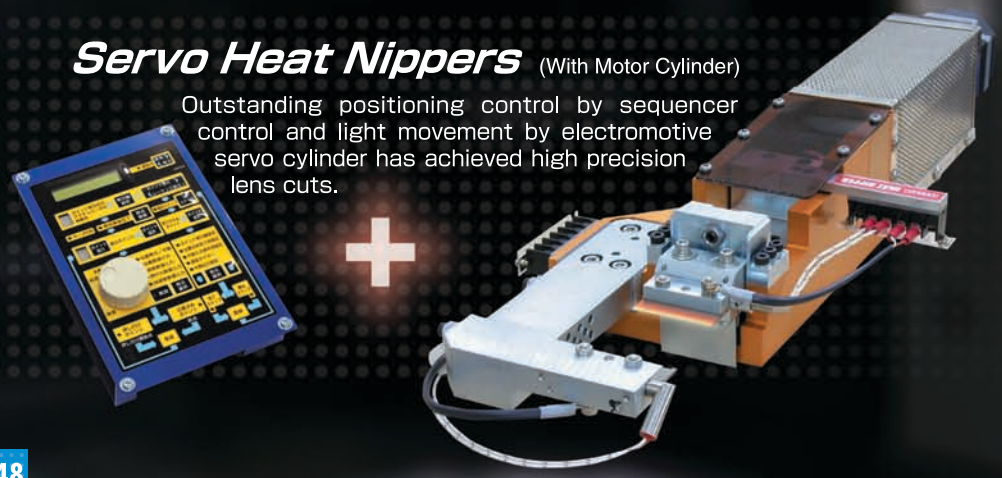

GT-NKH20A/20AR Heat Air Nippers (Air Hydro Type)

NKH

Air-hydro cylinders produce high power from air and oil.
These units are ideal for high precision cuts required
for products such as optical resin lenses.



- Requires separately sold Hydro Controller.
- Custom-made blade lengths and cylinder capacities available.

Model No.	Cutting Capacity width × thickness (mm) Acril	Blade Edge Temp. (MAX ℃)	Cutting Cycle (sec/cut)	Air Consumption (cm³/str.)	Piston Stroke (mm)	Weight (g)
GT-NKH20A-25/20AR-25	10 × 1.5	180	4～5	60	10	720

・Included heater
・Included temperature sensor
・Air Pressure: 0.6MPa ・Working air hose inner diameter: 4mm
※200V/240V heaters are also available to order.

Blades Specifications

Material	Blade Shape	Blade Opening (mm)	Cutting blade effective (mm)	Weight (g)
Alloy Steel	Knife type (resin)	10	19	125

Option Parts
・Hydro-converter (Recommended: KOGANEI AHC 32×50)
Working fluid: Petroleum hydraulic fluid or turbine
oil with antifoaming agent additive (VG22～100)
・Temperature controller (DTC-001)

GT-NKH20A-25 (Forward-facing blades)

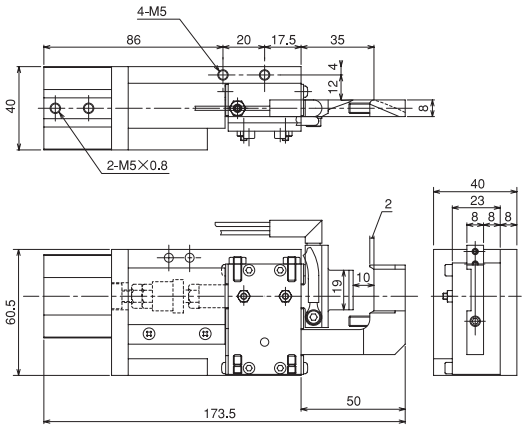

GT-NKH20AR-25 (Backward-facing blades)

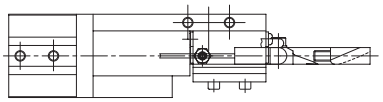

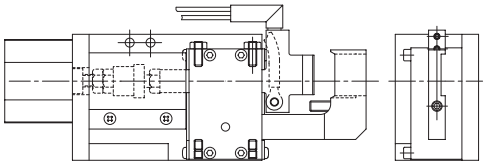

GT-NKH10 Heat Air Nippers

NKH

Speed control of cut speed and heater temperature allows
for variable cutting surface solutions
for extremely high precision cutting demands.



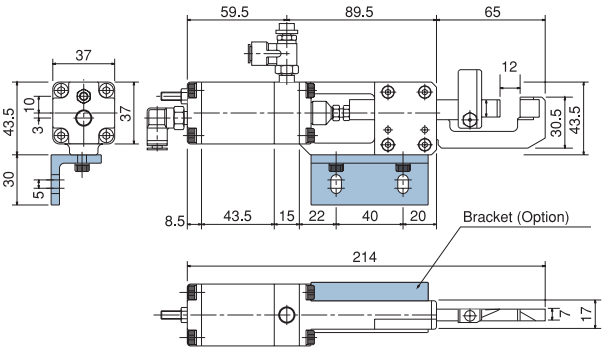

Model No.	Cutting Capacity width × thickness (mm) Acril	Blade Edge Temp. (MAX ℃)	Cutting Cycle (sec/cut)	Air Consumption (cm³/str.)	Piston Stroke (mm)	Weight (g)
GT-NKH10	7 × 1.5	200	4～5	73	12	715

・Included heater
・Included temperature sensor
・Air Pressure: 0.4～0.5MPa

Blades Specifications

Model No.	Material	Blade Shape	Blade Opening (mm)	Cutting blade effective (mm)	Weight (g)
NKH10AJ/NKH10RAJ	Alloy Steel	Knife type (resin)	12	10	137

Option Parts ・Temperature controller (DTC-001)

Heat Air Nippers

GT-NTH05/10 Heat Air Nippers (Sliding, Vertical-Type)

NTH

One blade is fixed in position, facilitating easy gate alignment.
In addition, a slide function presses
the product into position.

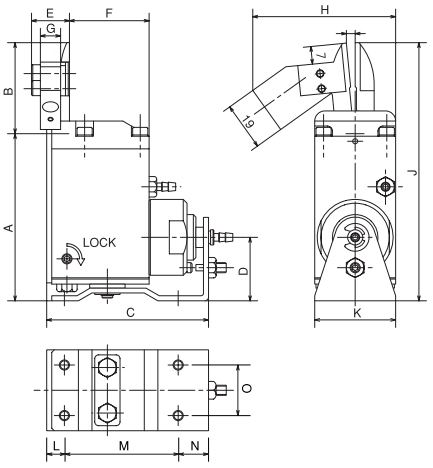

Model No.	Cutting Capacity ϕ (mm) Acril	Blade Edge Temp. (MAX ℃)	Cutting Cycle (sec/cut)	Air Consumption (cm^3/str.)	Slide Distance (mm)	Weight (g)	Dimensions (mm) A	B	C	D	E	F	G	H	I	J	K	L	M	N	O	P
GT-NTH05	2.5	200	4～5	47	0～3	325	66.1	36	64	25.1	15	31.5	8	56.5	3.5	102.1	32	7	45	12	20	M4
GT-NTH10	3.5	200	4～5	82	0～3	515	83	47	73	29	16.2	37.5	8	63	4.5	130	38	8	53	12	24	M4

・Included heater
・Included temperature sensor
・Air Pressure: 0.4～0.5MPa

Blades Specifications

Model No.	Material	Blade Shape	Blade Opening (mm)	Cutting blade effective (mm)	Weight (g)
NTH05AJ	Special Alloy Steel	Nipper type (resin)	3.5	15	40
NTH10AJ	Special Alloy Steel	Nipper type (resin)	4.5	17	88

HTH type blade weight does not include heater and sensor.

Option Parts ・Temperature controller (DTC-001)

DTC-001 Benchtop Temperature Controller

DTC

The heating element can be connected directly
to the main unit, a useful feature that saves
labor during wiring installation.
Compact construction enables the unit
to be easily carried, allowing for changing
the work site at any time.

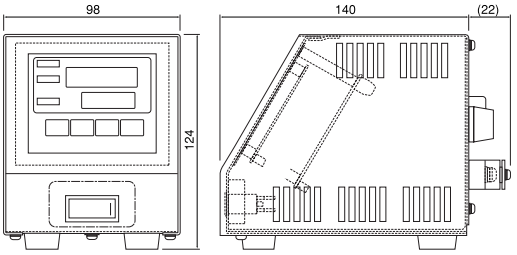

Please inform us of the product number of the heat nipper when placing an order.

Model No.	Temperature range Thermocouple K (℃)	Power supply (V)	Power consumption (with 100 VAC input)	Ambient temperature and humidity (℃)	Protection fuse	Weight (g)
DTC-001	0～200	AC100～240	Approx. 3W (Approx. 5VA) (With no load)	0～40 RH35～85% (No condensing)	One 15A fuse is incorporated.	900

※Please ensure the input voltage in prior to operation as it is directly connected to the heater.
※Two types of heaters are available for 100V and 240V.

Option Parts ・Power supply cable : Model No. DTC-001-□-□

□: Cable for connection to the terminal block is necessary to be included.
□: (N/ A) Cable not necessary.

A: 2m power cable w/ Japanese type plug (A-type)
C: 2m power cable w/ European type plug (C-type)
□: (N/ A) Cable not necessary.

GT-NKHD20A/45 Servo Heat Nippers (With Motor Cylinder)

NKHD

Blade travel distance and speed can be easily programmed.
Servo motor control enables delicate blade feeds
and quiet gate cutting work.

Controller
CTC-33

Accessories

- Temp. controller (DTC-001)
- Power supply
- Heater code
- Parallel cable
- ADP cable
- Controller (CTC-33)
- Power cord
- Sensor cord

GT-NKHD45-50
(Forward-facing blades)
GT-NKHD45R-50
(Backward-facing blades)

GT-NKHD45-50

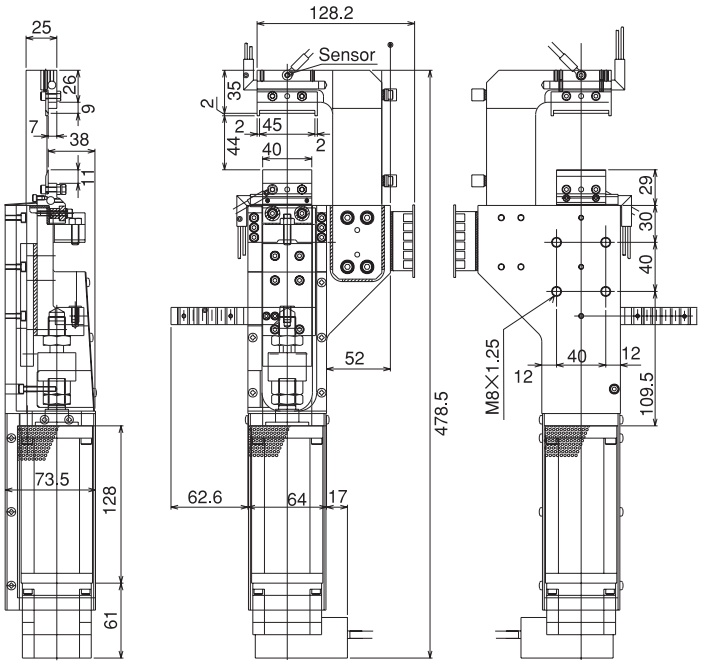

Small type for lens cutting
GT-NKHD20A-10
(Forward-facing blades)
GT-NKHD20AR-10
(Backward-facing blades)

GT-NKHD20A-10

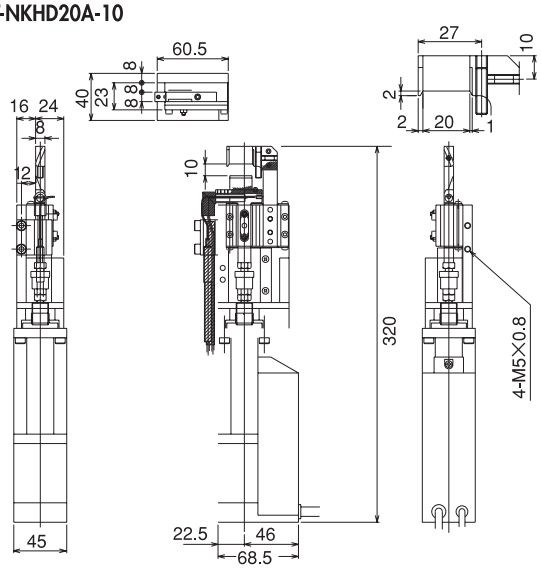

Model No.	Cutting Capacity width × thickness (mm) Acril	Blade Edge Temp. (MAX ℃)	Cutting Cycle (sec/cut)	Blade Opening (mm)	Position Accuracy	Max. Thrust (N)	Max. Speed (mm/s)	Positioning Points (pts)	Power Supply Voltage	Current Consumption Power	Current Consumption Control circuit	Weight (kg)
GT-NKHD45(R)-50	24 × 1.2	180	10	43	±0.1mm or less	500	100	16	DC24V±10%	3.0A	0.2A	5
GT-NKHD20A(R)-10	10 × 1.5	180	10	10	±0.1mm or less	100	400	16	DC24V±10%	2.0A		1.6

Option Parts ・Temp. controller (DTC-001) ・Power supply ・Heater code ・Parallel cable ・ADP cable ・Controller (CTC-33) ・Power cord ・Sensor cord

Features

Freely Settable Blade Travel Distance and Speed
Heating nippers that optimally uses the prime control features of the servomotor.

Reduces Fusing, Cracking and Bad Cuts
Fine pitch feeding is possible, therefore cutting can be performed at low temperature and low speed.

Stable Cutting
The blades are fed by servomotor control, therefore cutting quality is stable.

System Connections

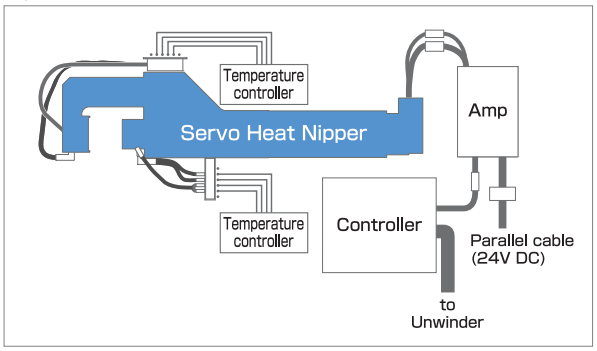

Air Nippers For Cutting and Crimping

A tough body for hard jobs.
Our air nippers are available in a frame diameter range of 23mm to 75mm and suitable for a broad spectrum of cutting and crimping work.









NM Blades

These springless nipper blades utilize magnetic repulsion to open the blades, enabling around-the-clock operations. This innovative solution eliminates the trouble of defective gate cuts.

GT-NS2/3/5/7/10L/20/30 Square Air Nippers

NS

Blades are optional.

VESSEL provides a generous selection of blades for all wire cutting needs, including resin product gate cuts and automatic welding equipment.

GT-NS

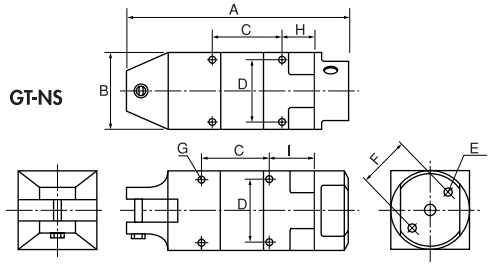

Customization

GT-NS20H-1 (Blade opening adjustable)

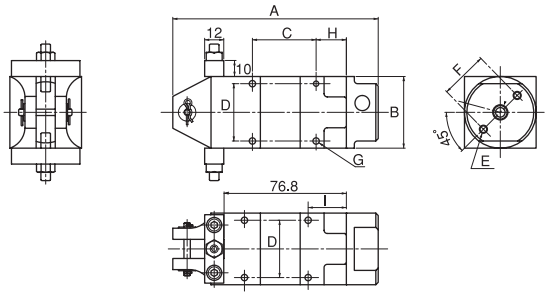

- The position of air intake port is 180-degree rotatable.
- Two air intake ports are provided, so they can be switched depending on the mounting place.

Capacity ϕ (mm) Soft Plastic	Hard Plastic	Copper	Steel	Model No.	Size (mm) A	B	C	D	E	F	G	H	I	Air Consumption (cm³/str.)	Air Pressure (MPa)	Weight (g)	Hose coupling
		1.0	0.5	**GT-NS2**	109	20	40	16	—	—	M3 Depth4	19	24	35	0.4~0.5	85	Rc1/8
2.0		1.0	0.5	**GT-NS3**	110	23	40	19	M3 Depth8	17	M3 Depth3.5	19	24	45	0.4~0.5	95	
2.0		1.0	0.5	**GT-NS5**	94	30	30	24	M4 Depth10	20	M3 Depth5	14	19	64	0.4~0.5	135	
3.0	2.0	1.6	1.0	**GT-NS7**	113	36	30	28	M4 Depth10	24	M4 Depth5.5	18	23	116	0.4~0.5	215	
4.0	2.6	1.8	1.2	**GT-NS10L**	113	36	30	28	M4 Depth10	24	M4 Depth5.5	18	23	116	0.4~0.6	215	
7.0	5.0	2.6	2.0	**GT-NS20**	129	45	40	36	M5 Depth12	30	M4 Depth7	19	24	230	0.5~0.6	370	
10.0	6.5	3.3	2.8	**GT-NS30**	170	56	60	46	M6 Depth12	40	M5 Depth10	20	30	584	0.5~0.6	685	
7.0	5.0	2.6	2.0	**GT-NS20H-1**	129	45	40	36	M5 Depth12	30	M4 Depth7	19	24	230	0.5~0.6	455	

・Air hose inner dia. : 5mm ・Overall length/Weight: Accessories not included.

GT-N3/5/7/10/12/20/30/50 Hand Held Air Nippers

N

Blades are optional.

VESSEL's special order blades provide solutions for a virtually unlimited range of needs, leading to safer, and more efficient work with less fatigue.

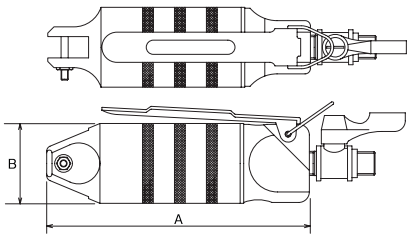

Safty lever throttle is also available.

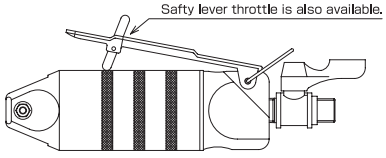

- N20, N30 and N50 have the air cock.

Capacity ϕ (mm) Soft Plastic	Hard Plastic	Copper	Steel	Model No.	Size (mm) A	B	Air Consumption (cm³/str.)	Air Pressure (MPa)	Weight (g)	Body	Hose coupling
2.0		1.0	0.5	**GT-N3**	112	23	45	0.4~0.5	95	Rc1/8	R1/4
2.0		1.0	0.5	**GT-N5**	103	30	64	0.4~0.5	135	Rc1/8	
3.0	2.0	1.6	1.0	**GT-N7**	123	34	116	0.4~0.5	180	Rc1/4	
4.0	2.6	1.8	1.2	**GT-N10**	132	34	116	0.4~0.5	185	Rc1/4	
4.5	4.0	2.3	1.7	**GT-N12**	142	36	116	0.5~0.6	210	Rc1/4	
7.0	5.0	2.6	2.0	**GT-N20**	156	45	230	0.5~0.6	375	Rc1/4	
10.0	6.5	3.3	2.8	**GT-N30**	193	56	584	0.5~0.6	625	Rc1/4	
		5.5	4.5	**GT-N50**	237	75	1,170	0.5~0.6	1,220	Rc1/4	

・Hose coupling: R 1/4 ・Air hose inner dia. : 5mm ・Overall length: Accessories, Hunger not included. ・Weight: Accessories not included.

Blades are optional. >>> 156 page

Air Nippers

GT-NR3/5/7/10L/20/30/50 Air Nipper Round-Type without Lever

NR

Blades are optional.

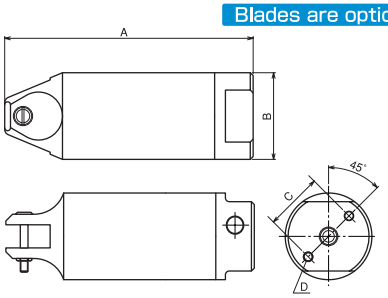

- The position of air intake port is 180-degree rotatable.
- Two air intake ports are provided, so they can be switched depending on the mounting place.

Soft Plastic	Hard Plastic	Copper	Steel	Model No.	Size (mm) A	B	C	D	Air Consumption (cm³/str.)	Air Pressure (MPa)	Weight (g)	Hose coupling
2.0		1.0	0.5	**GT-NR3**	110	23	17	M3 Depth8	45	0.4~0.5	70	Rc1/8
2.0		1.0	0.5	**GT-NR5**	94	30	20	M4 Depth10	64	0.4~0.5	110	
3.0	2.0	1.6	1.0	**GT-NR7**	113	34	22	M4 Depth10	116	0.4~0.5	150	
4.0	2.6	1.8	1.2	**GT-NR10L**	113	36	24	M4 Depth10	116	0.4~0.6	215	
7.0	5.0	2.6	2.0	**GT-NR20**	129	45	30	M5 Depth12	230	0.5~0.6	280	
10.0	6.5	3.3	2.8	**GT-NR30**	165	56	40	M6 Depth12	584	0.5~0.6	505	
12.0	6.5	5.5	4.5	**GT-NR50**	222	75	50	M8 Depth12	1,170	0.5~0.6	1,190	

・Air hose inner dia. : 5mm ・Overall length/Weight: Accessories not included.

Stand

Model No.	Size (mm) E	F	G	H	Weight (g)
NR10LST	102	52	36	84	335
NR20ST	110	60	45	92	385
NR30ST	130	80	56	112	535
NR50ST Option	150	100	75	132	835

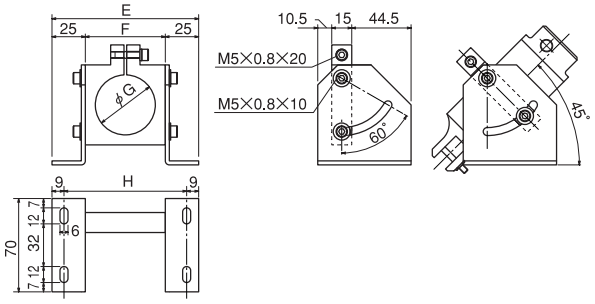

P-10L/20/30/50 Extra Pressure Boosters

P

This unit is to be used in case the originally required pressure is not obtainable by the limit of space and air pressure.

P-20

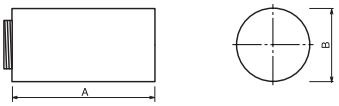

Soft Plastic	Hard Plastic	Copper	Steel	Applicable Model	Model No.	Size (mm) A	B	Air Consumption (cm³/str.)	Air Pressure	Weight (g)
5.0	4.0	2.6	1.6	NS10L, NR10L, N12	**P-10L**	71	36	223	Up to 0.4MPa	115
8.0	6.0	3.0	2.2	N20, NS20, NR20	**P-20**	87	45	508	Up to 0.5MPa	215
13.0	7.0	4.8	4.0	N30, NS30, NR30	**P-30**	92	56	956	Up to 0.5MPa	330
		6.5	5.5	N50, NR50	**P-50**	133	75	2,670	Up to 0.5MPa	840

・Above figures of overall length and the weight are defined for the extra booster specs only. And these figures in the installation.

GT-NWR1/10/20/30 GT-NWS1/10/20 Double Action Air Nippers

Patented

NWR・NWS

Blades are optional.

GT-NWR

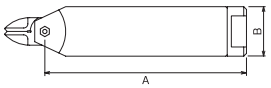

GT-NWS

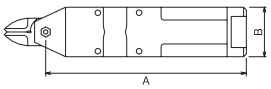

Blade opening and closing is air piston driven.
Having no spring mechanism in the main unit facilitates maintenance operations.

Model No.	Capacity φ (mm) Copper	Steel	ABS Plastic	Air Consumption (cm³/str.)	Applied Pressure (N)	Air Pressure (MPa)	Size (mm) A	B	Weight (g)
Double Action Air Scissors (Round Type without Lever)									
GT-NWR1	1.0	0.5	2.0	45	294	0.4~0.5	95	φ20	116
GT-NWR10	1.8	1.2	4.0	116	588	0.4~0.5	146	φ36	280
GT-NWR20	2.6	2.0	6.5	230	1,372	0.5~0.6	165	φ45	523
GT-NWR30	3.3	2.8	9.5	584	2,744	0.5~0.6	216	φ56	980
Double Action Air Scissors (Square Type)									
GT-NWS1	1.0	0.5	2.0	45	294	0.4~0.5	95	23X20	116
GT-NWS10	1.8	1.2	4.0	116	588	0.4~0.5	146	36X36	356
GT-NWS20	2.6	2.0	6.5	230	1,372	0.5~0.6	165	45X45	610

GT-NB20/30/20LW/30LW Slide-Off Air Nipper Bracket-Type

NB

VESSEL has achieved smooth, continuous slide movement even for large diameter gate cuts, which produce a large shock at each cut.

GT-NB20LW-10TM

GT-NB20

Blades are optional.

GT-NB20,NB30

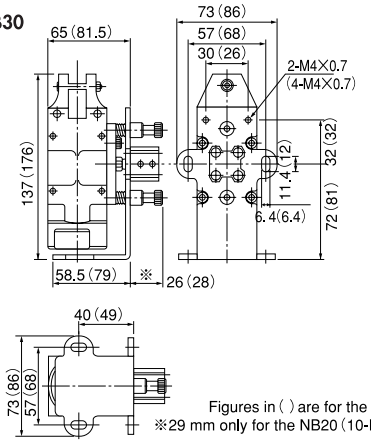

Figures in ( ) are for the NB30.
※29 mm only for the NB20 (10-HIKU)

GT-NB20LW-10TM, NB30LW-10TM

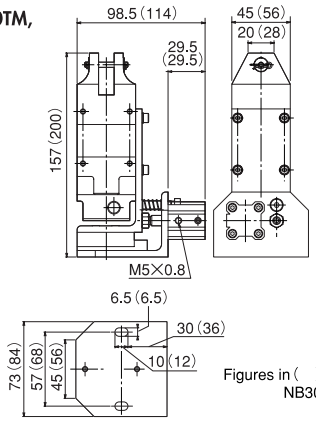

Figures in ( ) are for the NB30LW-10TM.
Unit : mm

Model No.	Slide Direction/ Distance (mm)	Weight (g)
GT-NB20 (5-OSHI)	Push 0～ 5	755
GT-NB20 (5-HIKU)	Pull 0～ 5	755
GT-NB20 (10-OSHI)	Push 0～10	755
GT-NB20 (10-HIKU)	Pull 0～10	755
GT-NB30 (10-HIKU)	Pull 0～10	1,435
GT-NB20LW-10TM	Pull 0～10	785
GT-NB30LW-10TM	Pull 0～10	1,315
GT-NB20LW-10SM	Push 0～10	785
GT-NB30LW-10SM	Push 0～10	1,315

NM Blades

Patented

NM

NM blades eliminate trouble caused by Spring breakage.
Compliant with your VESSEL current air nippers.
Spring replacement is no longer required as the neodymium magnet works semi-permanently.

⚠CAUTION
Powerful magnet is used.

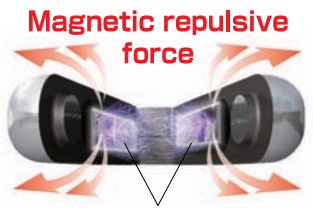

Powerful neodymium magnet

Specifications

Straight and Thin / For plastic parts

AJ type

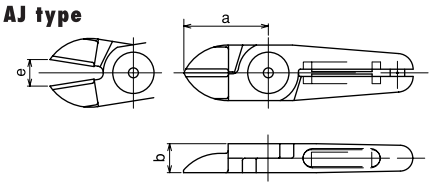

Angled / For plastic parts

AP type

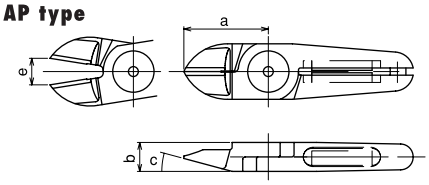

Cutting-off / For plastic parts

AE type

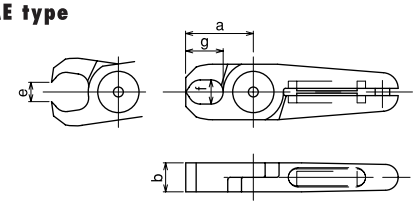

Capacity φ (mm) Soft Plastic	Hard Plastic	Applicable Nippers	Model No.	Size (mm) a	b	c(°)	d	e	f × g	Weight (g)
7.0	5.0	GT-N20	NM20AJ	35	12		18.0	11.0		116
7.0	5.0	GT-NS20	NM20AP	35	12	15	16.0	11.0		124
7.0	5.0	GT-NR20	NM20AE	28	12		12.0	8.0	10×15.5	129
10.0	6.5	GT-N30	NM30AJ	52	17		28.0	11.0		360
10.0	6.5	GT-NS30	NM30AP	66	17	15	38.0	16.0		380
10.0	6.5	GT-NR30	NM30AE	45	17		17.0	12.0	13×28	358

※Customization also available upon request.

Blades are optional. >>> 156 page

Blades For Air Nipper

Blade Type

No. **N10L A S**

Air Nipper
Applicable model

Blade shape

- **AS** : Standard
- **HS** : Standard (High Speed Steel)
- **AG** : Strong Cutting
- **ACD** : Crimping
- **BJ** : Straight
- **BFB** : Clipper (Sinterd Alloy)
- **BBB** : Strong Cutting (Sinterd Alloy)
- **AP** : Plastic, Standard
- **AJ** : Plastic, Straight Thin
- **PF** : Plastic, Flat Cutting
- **AJL** : Plastic, Straight Long
- **AE** : Plastic, Cutting-off
- **AJB** : Plastic, Straight (Sinterd Alloy)
- **AH** : Plastic, Crank
- **AML** : Plastic, Leftward cutting
- **AMR** : Plastic, Rightward cutting

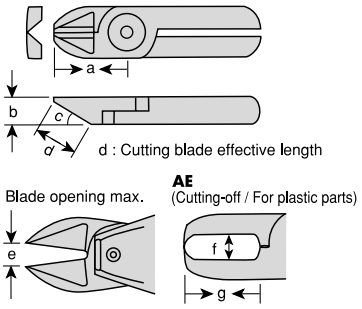

※Material (Cutting Blade)

…Sintered Alloy
Hardest, most durable material. For cutting hard steel wire, glass fiber-reinforced resin, etc.

…High Speed Steel
When more durability than special steel alloy is needed, such as to cut piano wire.

AS Standard type Ordinary blades for cutting copper wire and steel wire.

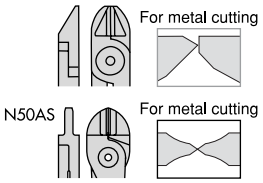

HS High speed steel brazed for durability.

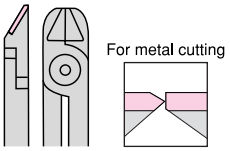

AG Shorter than the standard type for greater strength.

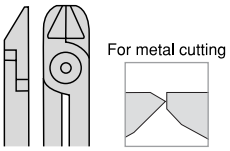

ACD For crimping.

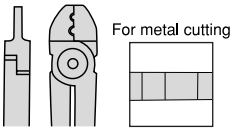

BJ Only one blade is edged for cutting metal wires.

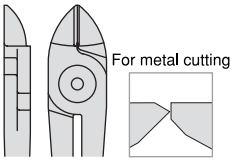

BFB Clipper type blades with ultra hard carbide tips.

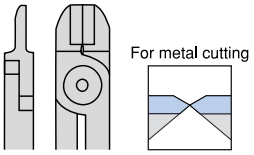

BBB These blades have ultra hard carbide tips.

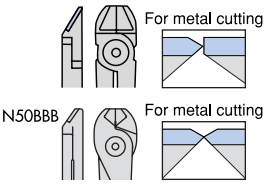

AP Standard blades used for cutting resin.

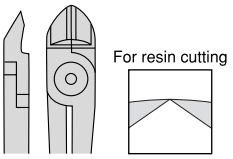

AJ Vertical blades whose cutting edges are not angled.

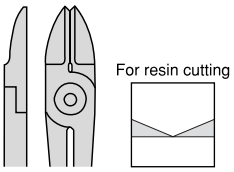

PF These blades produce a flat cut, and are used for cutting resin.

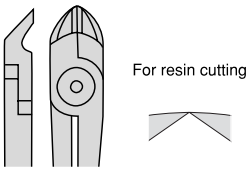

AJL In case there is a long distance between nipper body and gate.

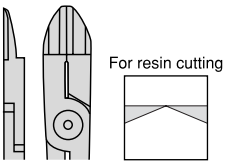

AE For many gate treatments such as over-fit gate, modified gate, etc.

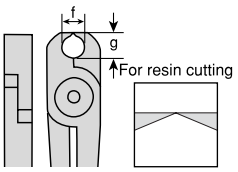

AJB Carbide tipped blades suitable for cutting hard resin.

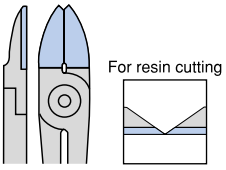

AH Cramped blades for resin cutting.

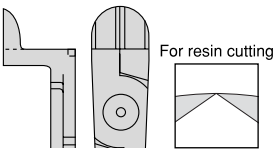

AML These blades have a 90° angle to the left and are used for cutting resin.

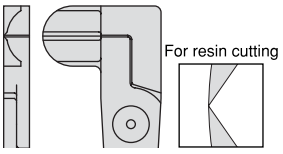

AMR These blades have a 90° angle to the right and are used for cutting resin.

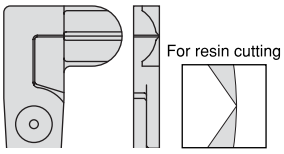

Specification chart for standard blades

Capacity					Applicable Nippers	Model No.		Size (mm)						Weight (g)
								a	b	c (°)	d	e	f × g	
Soft Plastic	Hard Plastic	Copper	Steel	Piano Wire		Body	Shape							
		1.0	0.5		GT-N3、NS3、NR3 GT-NS2 (N3BJ only)	N3	AS	24	7	25	12.0	4.0		35
		1.0	0.5	0.2		N3	HS	24	7	25	12.0	4.0		35
2.0						N3	AP	24	7	15	11.5	4.0		35
2.0						N3	AE	20	7		7.0	3.5	6×6.6	35
		1.0	0.5			N3	BJ	24	7		13.0	5.0		35
		1.0	0.5		GT-N5 GT-NS5 GT-NR5	N5	AS	24	7	25	12.0	4.0		40
		1.0	0.5	0.3		N5	HS	24	7	25	12.0	4.0		40
2.0						N5	AP	24	7	15	11.5	4.0		40
2.0						N5	AE	20	7		7.0	3.5	6×6.6	40
		1.0	0.5			N5	BJ	24	7		13.0	4.0		40
		1.6	1.0		GT-N7 GT-NS7 GT-NR7	N7	AS	27	9	30	13.5	4.0		80
		1.6	1.0	0.5		N7	HS	27	9	30	13.5	4.0		80
3.0	2.0					N7	AP	27	9	30	13.0	4.0		80
3.0	2.0					N7	PF	27	9	40	10.5	4.0		80
3.0	2.0					N7	AE	26	9		9.0	4.0	8×8.8	85
		1.6	1.0			N7	BJ	27	9		13.0	5.0		75
		1.8	1.2		GT-N10	N10	AS	27	9	30	13.5	5.0		85
		1.8	1.2	0.5		N10	HS	27	9	30	13.5	5.0		85
4.0	2.6					N10	AP	27	9	30	11.5	5.0		85
		1.8	1.2		GT-NS10L GT-NR10L	N10L	AS	35	12	30	20.0	5.0		120
4.0	2.6					N10L	AP	35	12	15	16.0	5.0		120
4.0	2.6					N10L	PF	35	12	40	13.5	5.0		120
		2.3	1.7		GT-N12	N12	AS	35	12	30	20.0	5.0		135
		2.3	1.7	0.6		N12	HS	35	12	30	20.0	5.0		135
4.5	4.0					N12	AP	35	12	15	16.0	5.0		135
		2.6	2.0		GT-NS20 GT-NR20 GT-N20	N20	AS	35	12	30	20.0	9.0		140
		2.6	2.0	1.0		N20	HS	26	12	40	10.0	7.0		135
		2.6	2.0			N20	AG	28	12	40	12.0	7.0		135
7.0	5.0					N20	AP	35	12	15	16.0	11.0		125
7.0	5.0					N20	AJ	35	12		18.0	11.0		125
6.0	4.0					N20	AJL	65	12		20.0	16.0		230
	5.0					N20	AJB	35	12		18.0	11.0		125
7.0	5.0					N20	PF	35	12	40	13.5	11.0		130
7.0	5.0					N20	AE	28	12		12.0	8.0	10×15.5	135
		2.6	2.0	1.2		N20	BFB	35	12		17.0	8.0		150
6.0						N20	AH	60	12		23.0	16.0		240
10×1.5	8×1					N20	AML	55	12		26.0	9.5		270
10×1.5	8×1					N20	AMR	55	12		26.0	9.5		270
		3.3	2.8		GT-NS30 GT-NR30 GT-N30	N30	AS	43	17	30	25.0	9.0		370
		3.3	2.8	1.2		N30	BBB	36	17	40	18.0	7.0		365
10.0	6.5					N30	AP	66	17	15	38.0	16.0		380
10.0	6.5					N30	AJ	52	17		28.0	11.0		370
8.0	5.0					N30	AJL	75	17		25.0	19.0		470
10.0	6.5					N30	PF	58	17	30	25.0	15.0		390
10.0	6.5					N30	AE	45	17		17.0	12.0	13×28	395
(1.25sq 2.0sq Bare Terminal)						N30	ACD	40	17					335
		5.5	4.5		GT-NR50/GT-N50	N50	AS	60	25		30.0	11.0		950
		5.5	4.5	2.0		N50	BBB	46	25	35	19.0	9.0		955

For Double Action Air Nipper

		1.0	0.5		GT-NWR1/GT-NWS1	NW1	BJ	20			10.5	3.5		16
	4.0				GT-NWR10/NWS10	NW10	AJ	30			14.0	5.0		76
		1.8	1.2			NW10	BJ	30			14.0	5.0		76
	6.5				GT-NWR20/NWS20	NW20	AJ	40			21.5	8.0		142
		2.6	2.0			NW20	BJ	40			21.5	8.0		142
	9.5				GT-NWR30	NW30	AJ	55			29.5	11.0		368
		3.3	2.8			NW30	BJ	55			29.5	11.0		368

・Capacity is listed as instant reference and depends on operation conditions. ・Weight includes the blade spring. ・Steel wires: Not heat treated. ・Piano wires: Hardness lower than HV320
・The cutting capacity of N20AML and N20AMR is thickness.

Air Scissors

GT-H12K/H30/H120K/HS30 Air Scissors

H

Two types of blades, standard and micro-edge, are available for use in accordance with the demands of each specific job.

Serrated micro edge

GT-H12K Small lightweight type with one fixed blade

GT-H30



GT-HS30

GT-H120K With one fixed blade

Model No.	Capacity (max) (mm)	Air Consumption (cm^3/str.)	Applied Pressure (MPa)	Overall Length (with Blade) (mm)	Weight (with Blade) (g)
GT-H30	Kevlar t=1	584	0.3	280	1,030
GT-H12K	Kevlar t =0.3	116	0.2	186.2	290
GT-H120K	Band steel15×0.5t	116	0.5~0.6	211	340
GT-HS30	Kevlar t=1	584	0.3	260	970

・Hose coupling: R 1/4(Body Rc 1/8) ・Air hose inner dia. : 5mm
・Overall length/Weight: Accessories not included.
・Total length and weight of the GT-HS30 and HS30 are given with the H30ME blade mounted.

Blades specifications

Model No.	Applicable Nippers	Blade Shape	Blade Aperture (mm)	Effective Blade Cutting Length (mm)	Weight (g)
H30ME	H30, HS30	Scissors type Serrated micro edge	26	50	280
H30MEL			34	67	285
H12ME30K	H12K		17	28	56
H120SK	H120K	Scissors type	15	38	115

GT-H12K

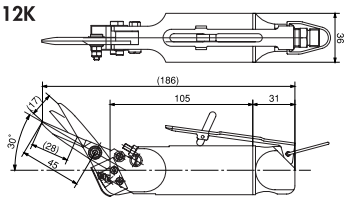

GT-H30

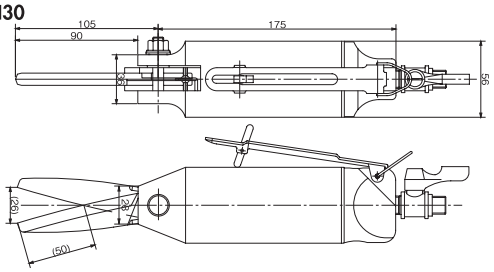

GT-HS30

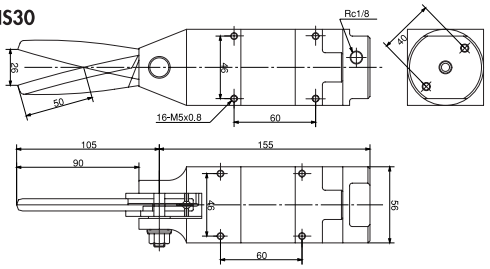

GT-H120K

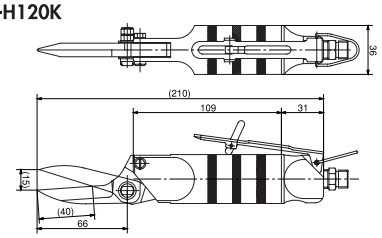

GT-HR120K (Special Order)

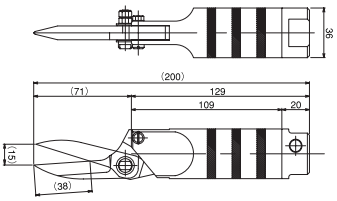

GT-HWR1/10 GT-HWS1/10 Double Action Air Scissors

Patented

HWR・HWS

Blades are optional.

Blade opening and closing is air piston driven.
Having no spring mechanism in the main unit facilitates maintenance operations.

GT-HWR

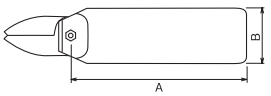

GT-HWS

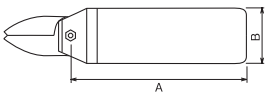

Model No.	Capacity ϕ (mm) Copper	Steel	Air Consumption (cm^3/str.)	Applied Pressure (N)	Air Pressure (MPa)	A (mm)	B (mm)	Weight (g)
Double Action Air Scissors (Round Type without Lever)								
GT-HWR1	1.0	0.5	45	294	0.4~0.5	95	20	84
GT-HWR10	1.8	1.2	116	588	0.4~0.5	146	36	295
Double Action Air Scissors (Square Type)								
GT-HWS1	1.0	0.5	45	294	0.4~0.5	95	23×20	116
GT-HWS10	1.8	1.2	116	588	0.4~0.5	146	36	356

Applicable Blade Specifications

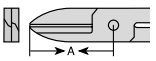

Model No.	Blade Opening (mm)	Cutting brade effective length (mm)	A (mm)	Weight (g)
For GT-HWR1/HWS1				
HW1J	3.0	10	25	16
For GT-HWS10				
HW10J	5.0	28	40	76

Custom-made blades

Blade Type

Vessel customizes blades for a wide variety of uses.
Custom-made blades are available at low cost, speedy delivery and guaranteed flexible adaptation to a wide range of work.
See the examples below. We accept orders for small quantity as well.

No. **NY10 A E H 15**

- NY10: Mounting body
- A: Blade edge
- E: Blade shape
- H: Material (Only when special material is used) — H→High-speed steel, B→Carbide
- 15: Drawing registered No.

A: For plastic	B: For metal	C: Crimping	D: Other
			?

A Angled
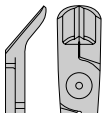

B Angled
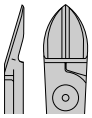

C Crimping
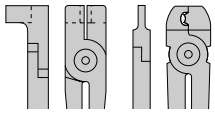

D Mounted gate
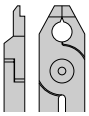

E Disposable gate treatment
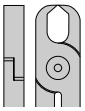

F Power cutting
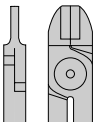

G Punching
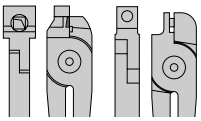

H Crankshaft
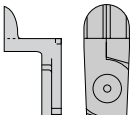

I Pilers type
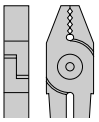

J(JL) Long blade for plastic / Straight Long blade
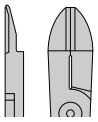

K L-shaped (disposable gate treatment)
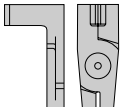

L L-shaped
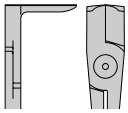

M/XL/XR Side opening blades

TN Tube cutting
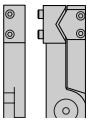

VO Nail pulling
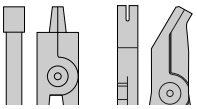

DI Bending
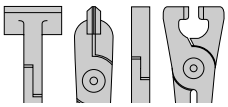

VHA Scissors
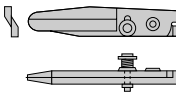

Cutting of stranded wire
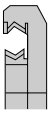

Film gate
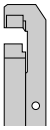

Direct gate
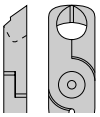

AHE Pin gate treatment
…Treatment of small gates which should be automatically cut at de-gating.
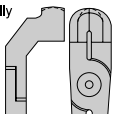

AHW Double blades
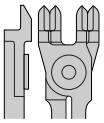

NH Double heating blades
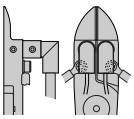

A portion of our specially shaped blades normally manufactured as special-order items are kept available as quasi-standard items.
Please refer to our home page for dimensional diagrams.

http://www.vessel.co.jp/english/airnipper/

Examples of quasi-standard blades

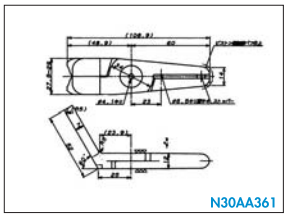
N30AA361

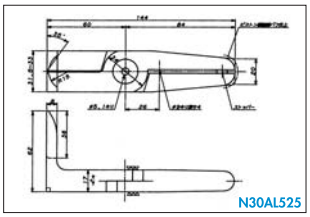
N30AL525

ONE POINT

With as many as 30 separate production processes, VESSEL painstakingly manufactures each and every blade in accordance with the needs of our customers. VESSEL blades are based on a philosophy of manufacturing that can be summed up as "Specialization is our specialty."

Air Dusters/ Air Tool Supplies

Three types of bodies are available to meet the needs of a variety of uses.
The amalgamation of materials with ergonomic design has resulted in easy-to-use products for all types of blowing and drying work.

Air Duster AD-4 Patented

VESSEL's air dusters boast aluminum die-cast bodies that are light and strong, a wide selection of replaceable nozzles such as extra-long nozzles, flexible nozzles, nozzles with flanges, and a protector to prevent loosening of the handle lever.

"The Penguin" A superior, straight body that is ideal for line work.

The ABS resin body is highly resistant to oil, chemical, and shock. With no need to change hands, work can begin immediately after taking up the unit.

Fine control of air volume is possible with a pistol design. Extremely light body

The large operating lever enables 4-finger control for the fine strokes needed for delicate blowing and drying work.

No. AD-4 Air Duster

Patented



Eco-friendly
AD-4 B
AD-4 M
AD-4 N

Box package

Blister package

Model No.	Nozzle Shape	Nozzle Inner Dia. (mm)	Air Consumption (ℓ/min)	Overall Length (mm)	Weight (g)	Air Hose Connection	Card/ Box Size (mm)	JAN code (4907587)	Outer Ctn.
AD-4 N	Standard Nozzle	2	180	125	245	Coupling	in paper box 110×173	027078	20
AD-4 N-PB	Standard Nozzle	2	180	125	245	Coupling	185×160	027085	10
AD-4 N-PT	Standard Nozzle	2	180	125	245	1/4 Hose	185×160	027092	10
AD-4 J	Adjustment Nozzle	2	150	130	245	Coupling	in paper box 110×173	027108	20
AD-4 J-PB	Adjustment Nozzle	2	150	130	245	Coupling	185×160	027115	10
AD-4 J-PT	Adjustment Nozzle	2	150	130	245	1/4 Hose	185×160	027122	10
AD-4 M	High Volume Nozzle	2×1pc. 0.8×4 pcs.	240	125	228	Coupling	in paper box 110×173	027313	20
AD-4 B	Brushing Nozzle	2	180	170	248	Coupling	in paper box 115×220	027306	10

・Power source: compressed air ・Working air pressure: 0.5 MPa ・Max. working pressure: 0.7 MPa ・Working temperature range: 0-60˚C (32-140˚F)
・Working air hose I.D. : more than ϕ4 mm ・Overall length / weight: Air coupler included.

Interchangeable Nozzle (for AD-4/ AD-4 B)

Inlet: G1/8

Long Nozzle

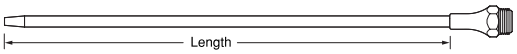

Air Flow Volume Adjustment Long Nozzle

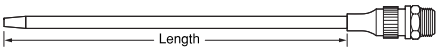

Slender Nozzle Ideal for narrow spaces

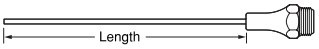

Flexible Nozzle
Bendable shaft

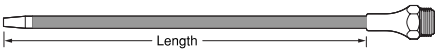

Plastic Nozzle
Safe and dent-free

Interchangeable brush



Long Nozzle

Model No.	Innner Dia. (mm)	Outer Dia. (mm)	Length (mm)	JAN code (4907587)	Inner Ctn.
LN-150	2.5	5	150	027160	10
LN-200	2.5	5	200	027177	10
LN-300	2.5	5	300	027184	10
LN-500	2.5	5	500	027191	10
Air Flow Volume Adjustment Long Nozzle					
LJ-150	2.5	5	150	027207	10
LJ-200	2.5	5	200	027214	10
LJ-300	2.5	5	300	027221	10
LJ-500	2.5	5	500	027238	10
Slender Nozzle					
LS-2-100	0.9	2	100	027245	10
LS-3-100	1.6	3	100	027252	10

Flexible Nozzle Shaft

Model No.	Inner Dia. (mm)	Outer Dia. (mm)	Length (mm)	JAN code (4907587)	Inner Ctn.
LF-150	2.3	7	150	027269	10
LF-200	2.3	7	200	027276	10
LF-300	2.3	7	300	027283	10
LF-700	2.3	7	700	027290	10
Plastic Nozzle					
SP-0	2.0	7.5	21	027153	10

Interchangeable Brush (for AD-4B)

Model No.	Length (mm)	Outer Dia. (mm)	Length (mm)	JAN code (4907587)	Inner Ctn.
SB-50	60	35	68	027320	5

No. AD-3 Ergo Handle Air Blow Gun

Patented

※Nozzle cannot be replaced.

Blister package
Inner Ctn.: 10

Model No.	Nozzle Shape	Nozzle Length (mm)	Nozzle Inner Dia. (mm)	Air Consumption (ℓ/min)	Overall Length (mm)	Weight (g)	Air Hose Connection	Card Size (mm)	JAN code (4907587)
AD-3 S-PB	Safety Nozzle	—	3	230	174	96	Coupling	195×100	027016
AD-3 S-PT	Safety Nozzle	—	3	230	177	90	1/4 Hose	195×100	027023
AD-3 100A-PB	Long Nozzle	100	2	190	242	108	Coupling	235×100	027030
AD-3 100A-PT	Long Nozzle	100	2	190	245	102	1/4 Hose	235×100	027047

・Power source: compressed air ・Working air pressure: 0.6MPa ・Max. working pressure: 0.97 MPa ・Working temperature range: 0-60˚C (32-140˚F)
・Working air hose I.D. : more than ϕ4 mm ・Overall length / weight: Air coupler included.

Air Dusters

No. AD-2 Air Blow Gun

For Dusting and Drying Wet Paint

Standard Nozzle
No. AD-2 0N

Long Nozzle
No. AD-2 100N

No. AD-2 0N-PB

No. AD-2 100N-PB



Long Nozzle
No. AD-2 200N
No. AD-2 300N

25° bent tip to improve workability.

25° Long Nozzle
No. AD-2 100A

Soft Rubber Adapter

Used to blow dust and dirt from fragile molds, coated surfaces, inside pipes, etc.



Rubber Tip Long Nozzle
No. AD-2 100R

Box package

Nozzle with soft rubber tip

Rubber Tip Nozzle
No. AD-2 0R

Blister package

Safe & Soft Blowing

Widely spreads air safe and quiet.

Safety Bypass Nozzle
No. AD-2 0S

Safety Bypass Long Nozzle
No. AD-2 100S

Low Pressured but for Large Air flow

No. AD-2 0M High Volume Nozzle



Air flow booster type Ventri nozzle emits air to wider range 2.5 times more emission than 0N type.

Prevents Dust and Articles Reflected

No. AD-2 100P Chip Shield Long Nozzle

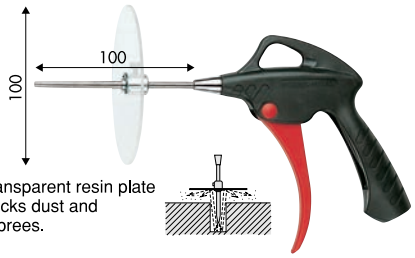

Transparent resin plate blocks dust and debrees.

No. AD-2 0C Air Screen Nozzle

Air curtain shuts out the spreading of oil, moisture and cutting dust.

Model No.	Nozzle Shape	Nozzle Length (mm)	Nozzle Inner Dia. (mm)	Air Consumption (ℓ/min)	Overall Length (mm)	Weight (g)	Card/ Box Size (mm)	JAN code (4907587)	Outer Ctn.
AD-2 0N	Standard Nozzle	0	2.1	135	145	122	152×232	017604	10
AD-2 0N-PB	Standard Nozzle (with plug)	0	2.1	135	155	146	152×232	017680	10
AD-2 100N	Long Nozzle	100	2.1	135	242	131	182×232	017611	10
AD-2 100N-PB	Long Nozzle (with plug)	100	2.1	135	252	157	182×232	017697	10
AD-2 200N	Long Nozzle	200	2.1	135	342	141	in paper box 140×445	017673	1
AD-2 300N	Long Nozzle	300	2.1	135	442	150	in paper box 140×455	017628	1
AD-2 100A	25° Long Nozzle	100	2.1	135	242	131	182×232	017635	10
AD-2 0R	Rubber Tip Nozzle	0	2.1	115	155.5	123	152×232	017659	10
AD-2 100R	Rubber Tip Long Nozzle	100	2.1	115	227	147	182×232	017666	10
AD-2 0S	Safety Bypass nozzle	0	2.1	105	155.5	131	152×232	017727	10
AD-2 100S	Safety Bypass long nozzle	100	2.1	105	239.5	151	182×232	017734	10
AD-2 100P	Chip Shield Long Nozzle	100	2.1	135	242	157	182×232	017642	10
AD-2 0M	High Volume Nozzle	0	10	185	160	126	152×232	017703	10
AD-2 0C	Air Screen Nozzle	0	2.8	260	145	127	152×232	017710	10

・Power source: compressed air ・Max. working pressure: 0.97 MPa ・Working temperature range: 0-60°C (32-140°F)
・Air inlet screw diameter: Rc 1/4 ・Working air hose I.D. : more than ϕ4 mm ・Air pressure when air consumption is measured: 0.49 MPa
・Pre-packed (200N, 300N in paper box)

※Nozzle can not be replaced.

Easy contact by just plug in with lock up function. Large influx type for max. performance of air tools.
New concept couplings for efficiency and safety.

One-Touch Lock Concent B Type

Patented

※Minimal cross-sectional area: Smallest cross-sectional area in the connected medium route.






Socket

Inner Ctn.: 5 Outer Ctn.: 50

For female screw connection (tapered screw)

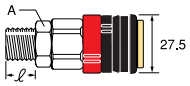

Model No.	Overall Length (mm)	A (mm)	ℓ (mm)	Minimal Cross-sectional Area (mm^2)	Weight (g)	Application
BLSB-3	66	21	14	44	93	Rc3/8

For male screw connection (tapered screw)

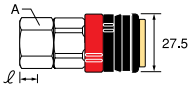

Model No.	Overall Length (mm)	A (mm)	ℓ (mm)	Minimal Cross-sectional Area (mm^2)	Weight (g)	Application
BLSN-3	61	21	9.7	44	90	R3/8
BLSN-4	65.5	26	12.7	44	120	R1/2

For Urethane hose connection

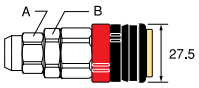

Model No.	Overall Length (mm)	A (mm)	B (mm)	Minimal Cross-sectional Area (mm^2)	Weight (g)	Application Hose I.D × O.D. (mm)
BLSH-5	68	14	21	16	92	5.0× 8.0
BLSH-8	72	19	21	42	108	8.0×12.0

For Urethane hose connection
Rotary concent prevents warping of air hose.

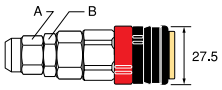

Model No.	Overall Length (mm)	A (mm)	B (mm)	Minimal Cross-sectional Area (mm^2)	Weight (g)	Application Hose I.D × O.D. (mm)
BLSF-6.5	80	17	19	28	131	6.5×10.0
BLSF-8.5	83	19	21	44	151	8.5×12.5

All types of plugs for concent B type and nut concent B type are interchangeable.

Concent B Type

Paired as follows (example)

Socket

Inner Ctn.: 5 Outer Ctn.: 50

For female screw connection (tapered screw)

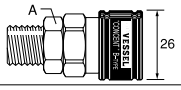

Model No.	Overall Length (mm)	A (mm)	Application
BSB-2	51	19	Rc1/4

For male screw connection (tapered screw)

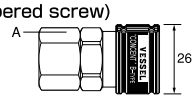

Model No.	Overall Length (mm)	A (mm)	Application
BSN-3	47	21	R3/8

Plug

Inner Ctn.: 10 Outer Ctn.: 100
(BPT-4, BPB-4, BPN-4···Inner Ctn.: 5 Outer Ctn.: 50)

For hose connection

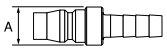

Model No.	Overall Length (mm)	A (mm)	Application
BPT-2	50	15	For 1/4 hose
BPT-3	53	15	For 3/8 hose
BPT-4	56	20	For 1/2 hose

For female screw connection (tapered screw)

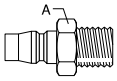

Model No.	Overall Length (mm)	A (mm)	Application
BPB-2	40	14	Rc 1/4
BPB-4	46	23	Rc 1/2

Air Couplings

Nut Concent B Type

Socket

For Urethane hose connection

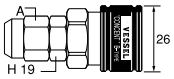

Model No.	Overall Length (mm)	A (mm)	Application Hose I.D X O.D. (mm)
BSH-8	58	19	8.0×12.0
BSH-8.5	58	19	8.5×12.5

Inner Ctn.: 5 Outer Ctn.: 50

Plug

For Urethane hose connection

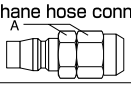

Model No.	Overall Length (mm)	A (mm)	Application Hose I.D X O.D. (mm)
BPH-5	43	14	5.0× 8.0
BPH-6	45.5	17	6.0× 9.0

Inner Ctn.: 10 Outer Ctn.: 100

Rotary Concent B Type

Socket

For Urethane hose connection

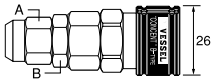

Model No.	Overall Length (mm)	A (mm)	B (mm)	Application Hose I.D X O.D. (mm)
BSF-6.5	70.5	17	19	6.5×10.0

Inner Ctn.: 5 Outer Ctn.: 50

Air Couplings carded type

No. **BPN003**

One-Touch Lock Concent B Type

Outer Ctn.: 10

Model No.	Application	Card Size (mm)	JAN code (4907587)
BLST03	For hose connection For 3/8 hose	125×65×32	365439
BLSH05	For Urethane hose connection hose I.D. 5.0XO.D. 8.0mm	125×65×32	365750
BLSH08	For Urethane hose connection hose I.D. 8.0XO.D. 12.0mm	125×65×32	365781
BLSH85	For Urethane hose connection hose I.D. 8.5XO.D. 12.5mm	125×65×32	365798
BLSF85	For Urethane hose connection hose I.D. 8.5XO.D. 12.5mm	125×65×32	365989

Concent B Type

Outer Ctn.: 10

Model No.	Application	Card Size (mm)	JAN code (4907587)
BPT002	For hose connection For 1/4 hose	105×60×32	366023
BPT003	For hose connection For 3/8 hose	105×60×32	366030
BPB002	For female screw connection Rc 1/4	105×60×32	366122
BPN003	For male screw connection R 3/8	105×60×32	366238
BPN02F	For male screw connection G1/4	105×60×32	366429
BPH005	Hose I.D. 5.0×O.D. 8.0mm	105×60×32	366351
BPH006	Hose I.D. 6.0×O.D. 9.0mm	105×60×32	366368
BPH008	Hose I.D. 8.0×O.D. 12.0mm	105×60×32	366382

Free Angle Concent B Type

For screw connection

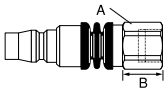

Free angled part

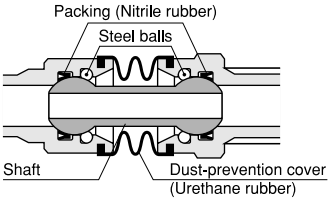

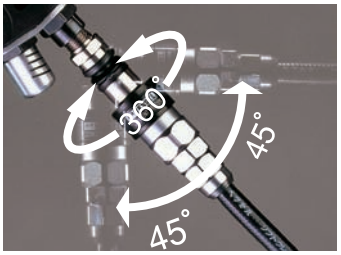

Plug

Inner Ctn.: 5

Model No.	Overall Length (mm)	A (mm)	B (mm)	Application
FPN-2F	61.7	17	15.5	G 1/4 male screw

Air Couplings carded type

No. **FPN02F**

Outer Ctn.: 10

Model No.	Application	Card Size (mm)	JAN code (4907587)
FPN02F	G1/4	150×67×30	366788

ONE POINT

Types of pipe thread

Parallel thread	Tapered male screw	Tapered female screw	Pitch (Threads per inch)	O.D. of male thread	I.D. of female thread
G1/8(PF1/8)	R1/8(PT1/8)	Rc1/8(PT1/8)	28	9.728	8.566
G1/4(PF1/4)	R1/4(PT1/4)	Rc1/4(PT1/4)	19	13.157	11.445
G3/8(PF3/8)	R3/8(PT3/8)	Rc3/8(PT3/8)	49	16.662	14.950
G1/2(PF1/2)	R1/2(PT1/2)	Rc1/2(PT1/2)	14	20.955	18.631mm

Air Tool Supplies

Air Regulator

No. AR-2

Model No.	Overall Length (mm)	Weight (g)	Max. Working Pressure (MPa)	Screw size (female screw) × (male screw)
AR-2	50	90	0.59	Rc1/4×R1/4

Applicable Models: VESSEL's P6LS, P5S, P5LS, P6MS, P4.5D, P6GD, P6HS, etc.

Air Hose



Air hose (thread inserted)

Outer Ctn.: 100m

Model No.	Hose I.D. ×O.D. (φ mm)	Max. Working Pressure (MPa)
Air hose	6.5×12	0.98

Model No.	Weight (g/m)
Air hose	100

Air Hose Set

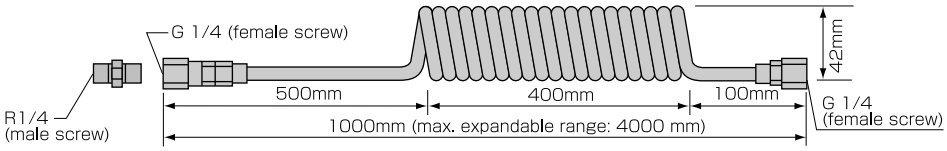

No. AUC-40

Coil Urethane Hose

Outer Ctn.: 1

Model No.	Hose I.D. ×O.D. (φ mm)	Max. Working Pressure (MPa)	Set	Pack Size	JAN code (4907587)
AUC-40	5×8	0.69	Coil urethane hose ··· 4 m Connect G 1/4 female screw ··· 2 pcs. R1/4 male screw for joint ··· 1 pc.	300×200×45	310026

No. AUA-820

Ultra-thin
Ultra-lightweight

Blue Eight Hose Set

Model No.	Hose I.D. ×O.D. (φ mm)	Max. Working Pressure (MPa)	Weight (g/m)	Set
AUD-805	8×10.5	1.47	42	0.5m, Rc1/4 female screw for joint ··· 1 pc. Plug (BPH-8 × 10.5) ··· 1pc.
AUA-820	8×10.5	1.47	42	20m, Plug (BPH-8 × 10.5) ··· 1pc. One-touch lock concent (BLSH-8 × 10.5) ··· 1 pc.
AUB-20	8×10.5	1.47	42	20m, G1/4 female screw for joint, R1/4 male screw for nipple
AUB-30	8×10.5	1.47	42	30m, G1/4 female screw for joint, R1/4 male screw for nipple

see P. 037 For further details

Hammer

No. 71-10 Plastic Head Hammer

No. 72-10 Rubber/ Plastic Head Hammer

No. 73-10 Copper Head Hammer

No. 74-10 Steel/ Plastic Head Hammer

Model No.	Size	Package size (mm)	JAN code (4907587)	Inner Ctn.	Outer Ctn.
71-05	1/2	297×30.6× 80.4	015129	6	60
71-10	1	303×34.7×124	015136	6	60
71-15	1 1/2	349×44 ×127	015143	4	24
71-20	2	389×54.6×146	015150	4	24
72-05	1/2	297×30.6× 80.4	015174	6	60
72-10	1	303×34.7×124	015181	6	60
72-15	1 1/2	349×44 ×127	015198	4	24
72-20	2	389×54.6×146	015204	4	24
73-10	1	270×32 × 70	015310	6	60
73-15	1 1/2	309×36 × 88	015327	4	24
73-20	2	309×38 × 98	015334	4	24
74-10	1	274×32 × 92	015341	6	24

No. 70

No. 70 Plastic Head Hammer

Size	Package size (mm)	JAN code (4907587)	Inner Ctn.	Outer Ctn.
1/4	280×19.5× 66.5	015006	6	60
1/2	280×25 × 82	015013	6	60
1	295×31 ×108	015020	6	60
1 1/2	325×38 ×125.5	015037	6	36
2	350×46 ×139	015044	6	24

Other tools

No. 070115

No. 070110
No. 070105

Replacement head

Model No.	Size	Package size (mm)	JAN code (4907587)	Outer Ctn.
71-05H	1/2	120× 53×24	015228	20
71-10H	1	120× 75×35	015235	20
71-15H	1 1/2	125× 80×35	015242	10
71-20H	2	145× 93×42	015259	10
72-05H	1/2	120× 53×24	015273	20
72-10H	1	120× 75×35	015280	20
72-15H	1 1/2	125× 80×35	015297	10
72-20H	2	145× 93×42	015303	10
070115	1 1/2×2	210× 75×41	061027	5
070110	1×2	170× 60×35	061010	5
070105	1/2×2	170× 60×26	061003	5

No. RG-95

Model No.	Set content	Package size (mm)	JAN code (4907587)	Outer Ctn.
RG-95	Nose piece 2.4,3.2,4.0,4.8mm	350×140×30	017109	5

Hammer Display Stand